

Third Group Decals™

PO Box 98865 Tacoma, WA 98498-0865 USA

Tel: (206) 475-9505 ~ Fax: (206) 475-1597

Internet: TGDecals @ AOL.com

A THREE GEESE Publishing COMPANY



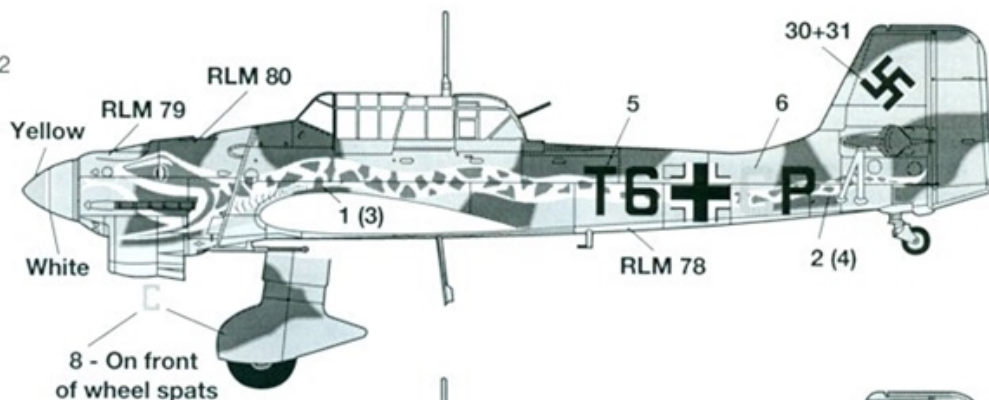
1:48 scale

48-007

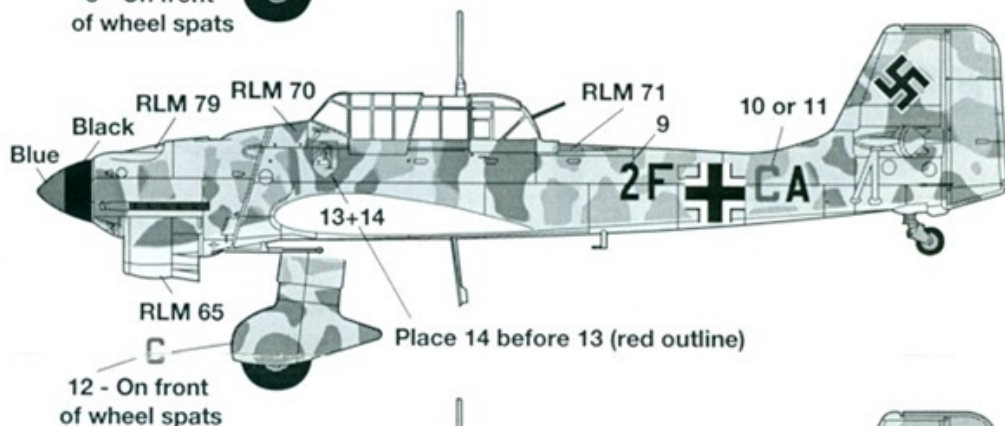
German & Italian

Junkers Ju 87B/R-2/Trop Stuka

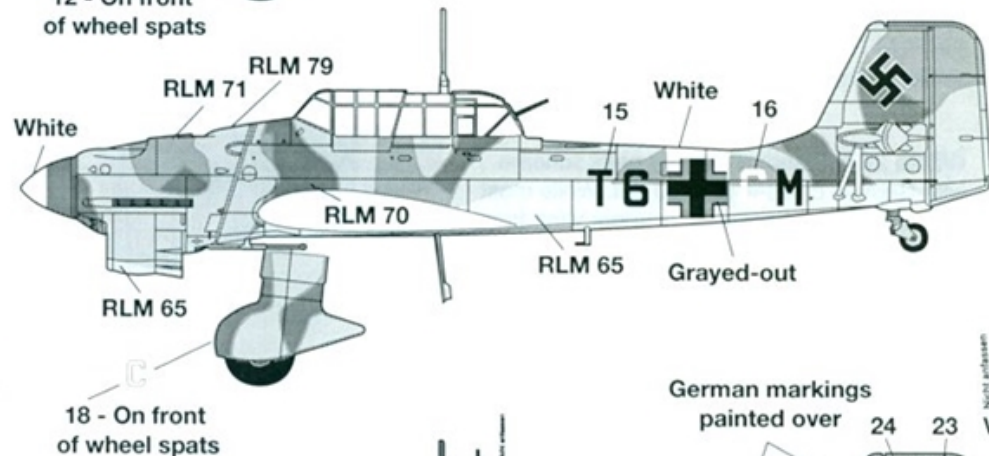
Yellow C: "Cäsar" Ju 87R-2/Trop of 6./StG 2 in RLM 79/80 over RLM 65. Flown by LT Hubert Pölz at Tmini, Libya during August of 1941. The RLM 79 spinner has a yellow tip and a thin white band. This Stuka has a tropical sand filter, Piel G.IV ADF antenna, and an armored LKK rear gun mount.



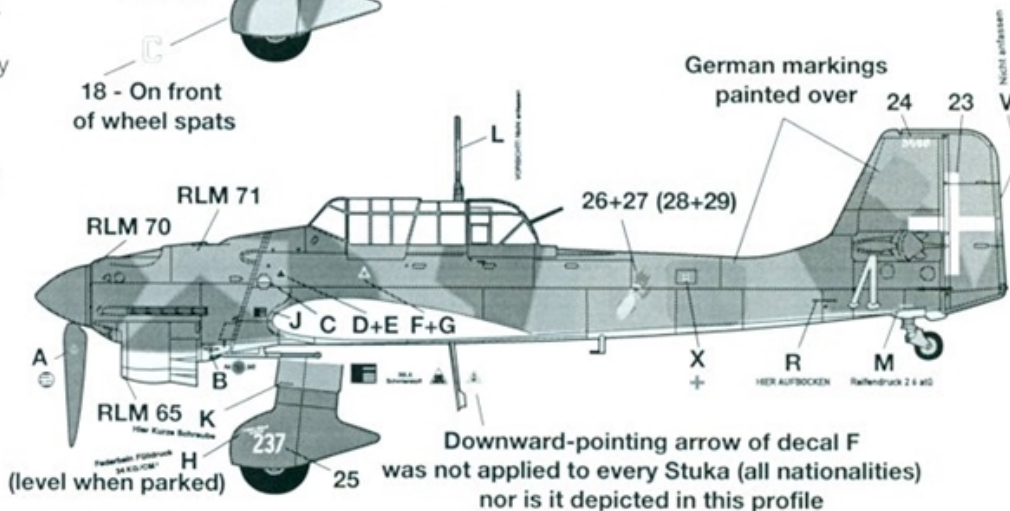
Blue C: Ju 87R-2/Trop of KG 54 Geschwader Stab in RLM 70/71/65 with RLM 79 sprayed over the upper and side surfaces. Blue-tipped black spinner. This Stuka has a tropical sand filter and a Piel G.IV ADF antenna. Some color illustrations depict Blue C as a B-model in RLM 79/80/78 with a Green C individual aircraft code letter. Should you prefer green to blue, paint the spinner tip green and use the Green Cs instead of the Blue Cs.



White C: Ju 87R-2/Trop of 5./StG 2. Uppersurface camouflage is RLM 79 sprayed over the factory RLM 70/71. Lower surfaces are RLM 65. The forward portion of the RLM 70 spinner is white, as is the fuselage band. RLM 65 rides high on the left side of the mid-fuselage and on the right fuselage from the rudder hinge line to the trailing edge of the cross. Fuselage crosses are grayed-out. Use the two-piece gray crosses on the supplement sheet should the one-piece gray crosses happen to be out of register.



White 237: Italian Ju 87B-2 (Pichiattello) of 239 Sq./97 Gr. Aut. B.a.T., 1940. Standard factory paint scheme of RLM 70/71/65. German insignia painted over with what appears to be a close match of the surrounding camouflage colors or possibly Italian Gray (Grigio Azzurro Chiaro 1). Fasces were carried on the lower wings but normally not on the upper wings.



NOTE: Stencil locations are applicable to all Stukas on this sheet, unless they've been painted over.

©1995

Suggested Kits

HASEGAWA Ju 87B/R Stukas

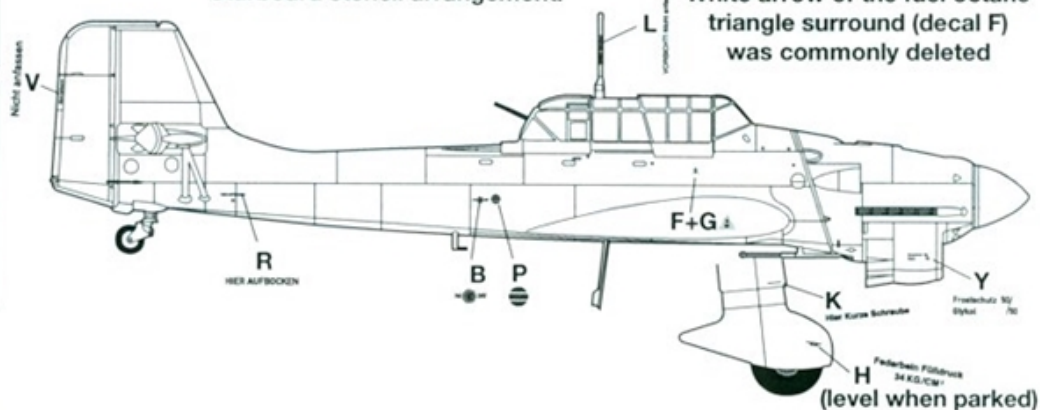
If you have photographs or reference material of a subject you would like to see available in decal form, please contact:

Third Group Decals

PO Box 98865

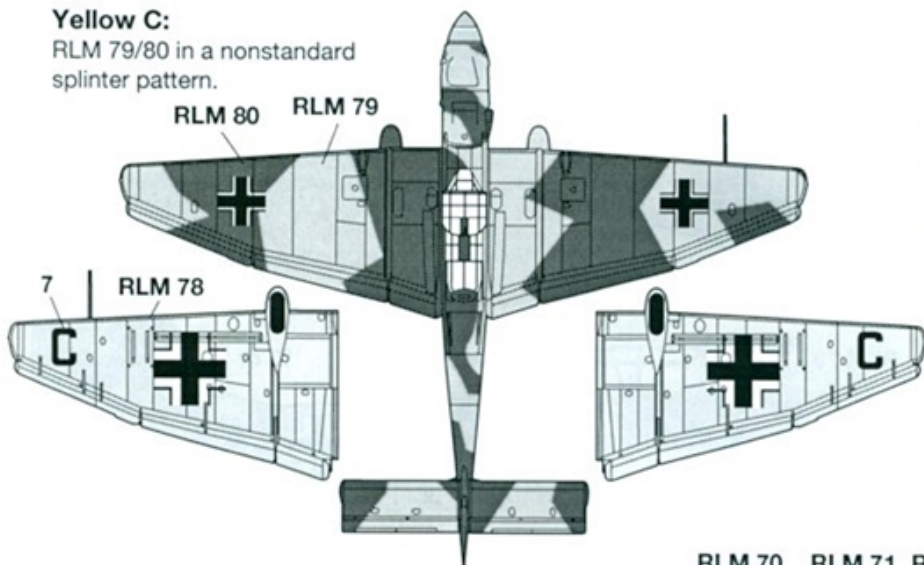
Tacoma, WA 98498-0865 USA

Starboard stencil arrangement.

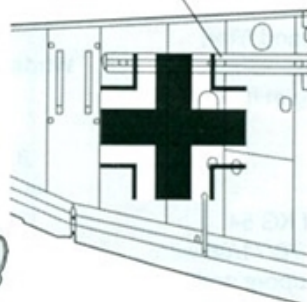


Yellow C:

RLM 79/80 in a nonstandard splinter pattern.



Divebrake



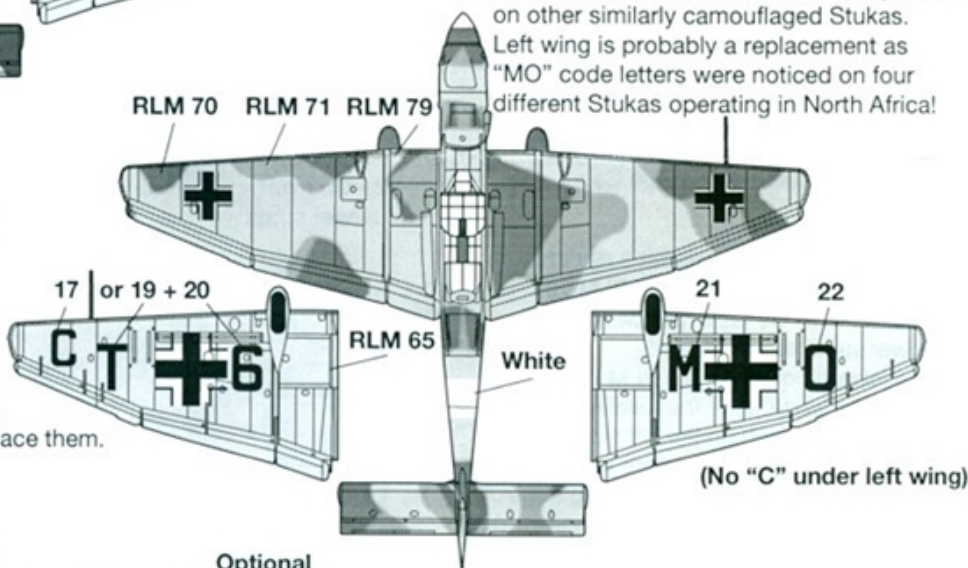
The underwing cross is comprised of three decals. First, apply the cross to the bottom wing. Then apply two strips to the divebrakes, directly above and centered with the cross. Once the strips have set up, use a sharp knife to remove any excess decal.

White C: Conjectural RLM 79 overspray is based on other similarly camouflaged Stukas.

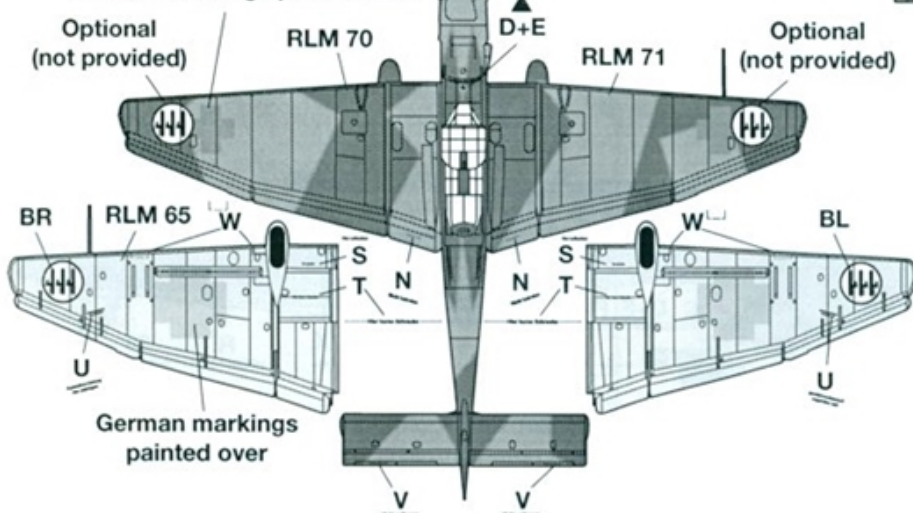
Left wing is probably a replacement as "MO" code letters were noticed on four different Stukas operating in North Africa!

Blue C: No photo was available showing the upper surface pattern, though more than likely the RLM 79 overspray was applied in a pattern similar to that on the fuselage.

White 237: Standard factory paint scheme with German crosses painted out. While most Italian Stukas did not display upper wing fascias, their placement is shown should you desire to place them.



German markings painted over



REFERENCES

The Luftwaffe in the North African Campaign 1941-1943: Werner Held & Ernst Obermaier, 1992
Luftwaffe Camouflage & Markings 1935-45, Vol 2, J.R. Smith & J.D. Gallaspy, 1976
Gli Stuka Della R. Aeronautica 1940-45: A. Borgiotti & C. Gori, 1976

NOTE: Stenciling applies to all Stukas on this sheet, unless they've been overpainted.