




1:32
 AIR MASTER SERIES
 AM-32-049

MIG-21 SM/M/MF
 (FISHBED J)
 PITOT TUBE
 MIG-21 SM/M/MF - RURKA PITOTA

SET INCLUDES
 ZESTAW ZAWIERA



Set prepared with
 invaluable help of
 Mr Gábor Szekeres
 (Hungary)

ASSEMBLY INSTRUCTION
 INSTRUKCJA MONTAŻU

1 CUT PLASTIC PART HERE

2 DRILL PROPER HOLE
 AND GLUE TO THE FUSELAGE

$\Phi 1,5\text{ mm}$

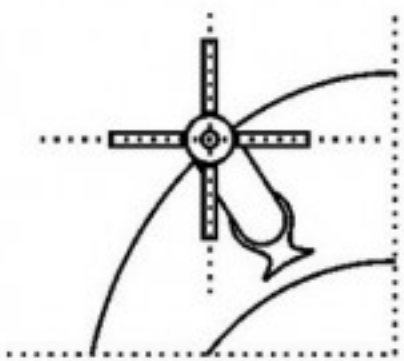
3 LIGHTLY BEND
 PITOT BOOM
 AS SHOWN

4 GLUE PE VANES
 TO THE
 PITOT TUBE TIP

5 WE ADVISE TO KEEP FOLLOWING ASSEMBLY ORDER:

1. GLUE PITOT BOOM TO THE FUSELAGE USING CA GLUE
2. ADD ASSEMBLED TIP WITH PE VANES AT THE VERY END OF YOUR BUILD TO AVOID ACCIDENTALY DAMAGE

TO HAVE ENOUGH TIME FOR SETTING CORRECT GEOMETRY
 USE VARNISH OR WHITE GLUE

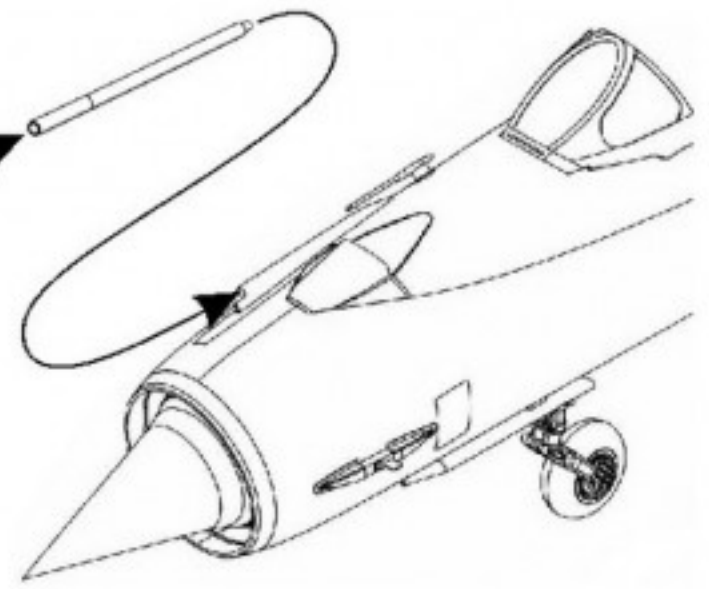


FRONT VIEW

NOTE CORRECT
 ATTACHMENT OF
 EACH VANE



FORWARD PAIR IS
 HORIZONTAL



6 PAINTING
 SCHEME

CHROME METAL MATT ALUMINUM (INCL. VANES) CAMOUFLAGE COLOUR



WWW.MASTER-MODEL.PL
 ©COPYRIGHT 2012, MASTER - PIOTR CZERKASOW
 DESIGNED AND PRODUCED IN POLAND