

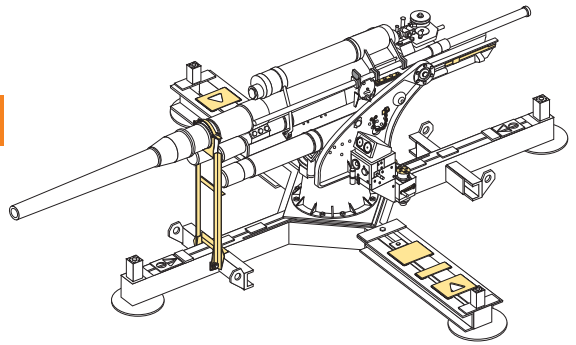

1/35 MILITARY MINIATURE VEHICLE UPGRADE SERIES PE35349










WWII German 88mm FlaK37 mit Behelfslafette


二战德军88mm FlaK37 火炮(简易十字架型)改造件

[For DRAGON 6523]

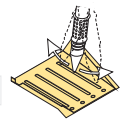
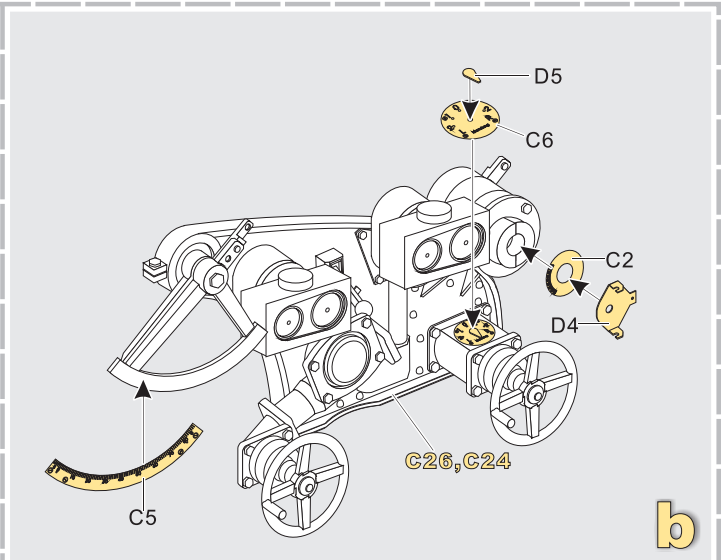
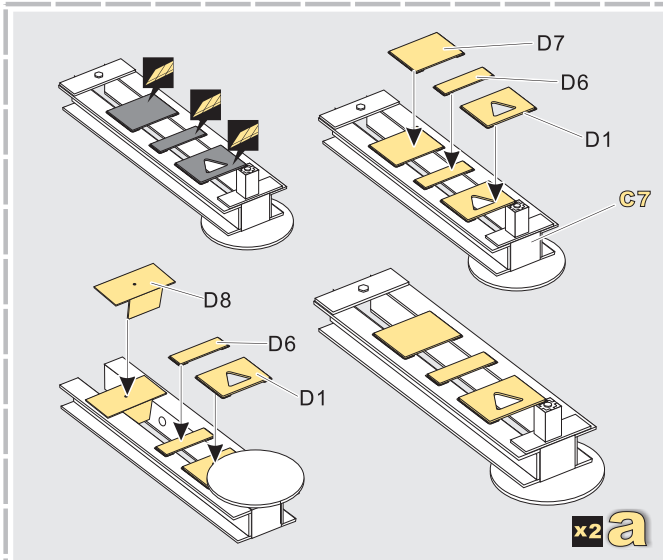
推荐使用工具 RECOMMENDED TOOLS



- 
安装
install
- 
折叠
bend
- A1**
改造件零件编号
PE/resin part number
- B12**
原零件编号
kit part number
- C22**
被替换的原零件编号
replaced kit part number
- 
 另一侧相同制作
repeat on opposite side
- 
切除
remove
- 
打磨
grind off
- 
弧度卷曲
radial bending
- x2**
制作若干组
multiple assembly
- 
选择安装
alternative
- 
用铜管制作
make from brass tube
- 
用胶棒制作
make from plastic rod


 用尖端在凹槽处冲压
use penpoint to press on the dent

蚀刻片零件内侧面向上
Put the part upside down
 用笔尖在凹槽处刺
Use penpoint to press on the dent

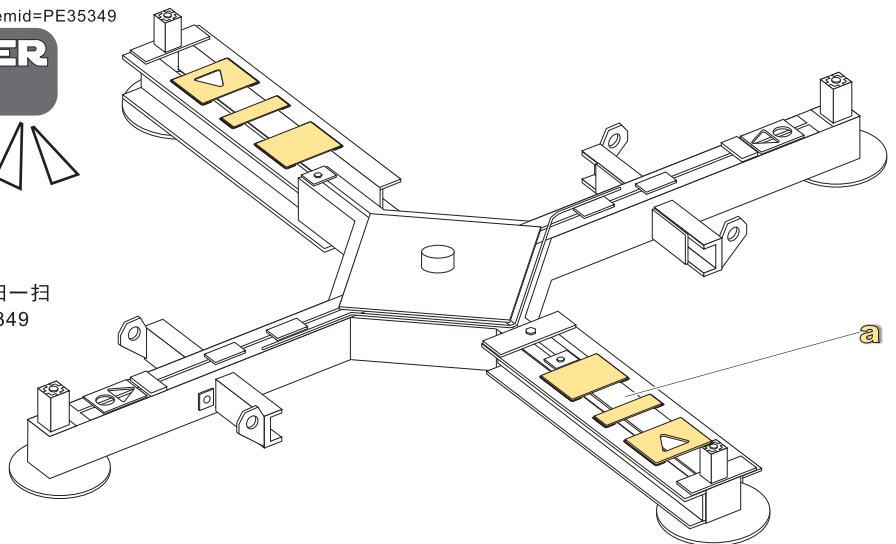
[Http://www.voyagermodel.com/productdetails.asp?itemid=PE35349](http://www.voyagermodel.com/productdetails.asp?itemid=PE35349)



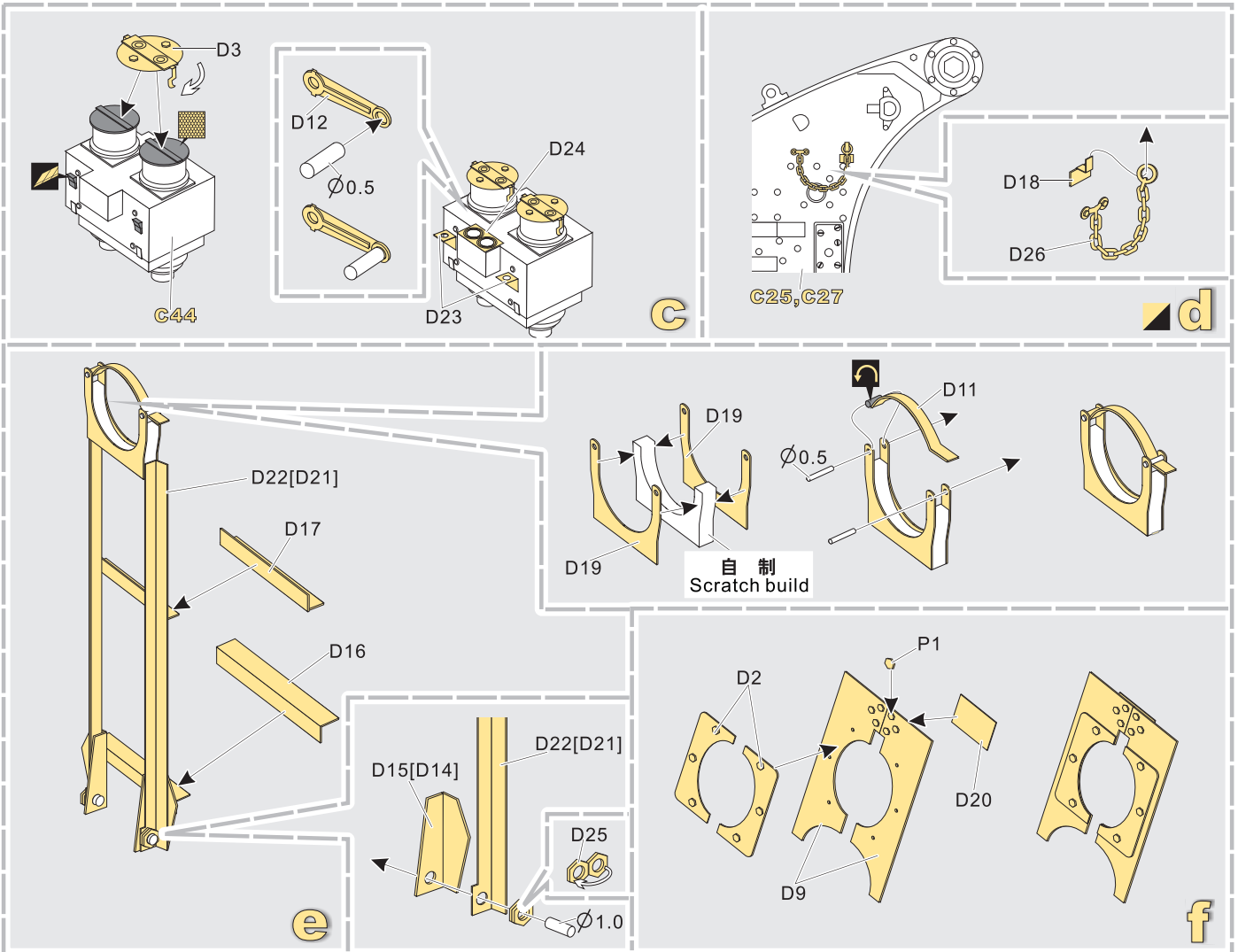
**VOYAGER
MODEL**



更多PE35349样品照片参考请扫一扫
MORE PICTUER OF PE 35349
REFERENCE SCAN HERE



1/35 MILITARY MINIATURE VEHICLE UPGRADE SERIES PE35349



VOYAGERMODEL® 无微不至 极致享受	
Recommended item	
PE35335	WWII German Sd.Kfz.7 8t Late Production
PE35348	WWII German PaK 43/3 L/71 mit Behelfslafette

