

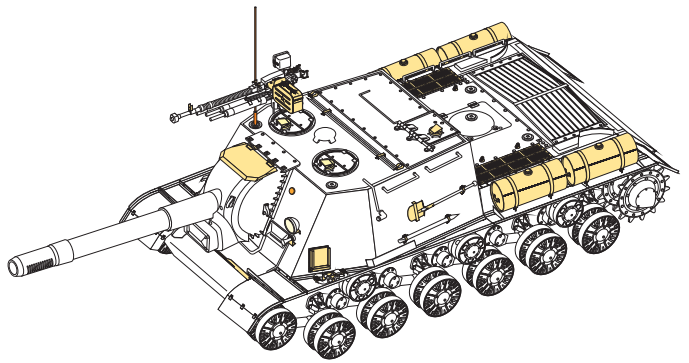

1/35 MILITARY MINIATURE VEHICLE UPGRADE SERIES PE35343

WWII Russian JSU-152 basic

二战苏军JSU-152重型自行火炮基本件

[For TAMIYA 35303]

推荐使用工具 RECOMMENDED TOOLS



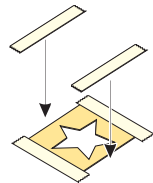
- 安装 install
- 折叠 bend
- 改造件零件编号 PE/resin part number
- 原零件编号 kit part number
- 另一侧相同制作 repeat on opposite side
- 钻孔 drill
- 填补 fill
- 用铜管制作 make from brass tube
- 切除 remove
- 打磨 grind off
- 弧度卷曲 radial bending
- 制作若干组 multiple assembly
- 选择安装 alternative
- 注意 caution
- 用胶棒制作 make from plastic rod
- 被替换的原零件编号 replaced kit part number

用尖端在凹槽处冲压 use penpoint to press on the dent


蚀刻片零件内朝面向上 Put the part upside down

用笔尖在凹槽处刺 Use penpoint to press on the dent

漏喷板使用说明: Instructions:



切下所需漏喷模板, 用胶带固定位置并遮盖妥贴
Cut off required pattern, use tape for positioning and masking



喷涂单色图案所需颜色; 或喷涂多色图案之底色
For single colored insignia, spray required color; For multi-colored ones, spray background color at this time

待涂料干透后移除胶带及模板
Remove the tape and template when paint is completely dry



a

A14 自行调整长度 adjust to fit

A17

A26

Ø1.0

b

D1

D2 Ø0.3

D3

D4

D5

D6

D7

D8 Ø0.3

D9

D10

G28 G29

c

C6

C7

C8

C9

C30

C31

C32

G54

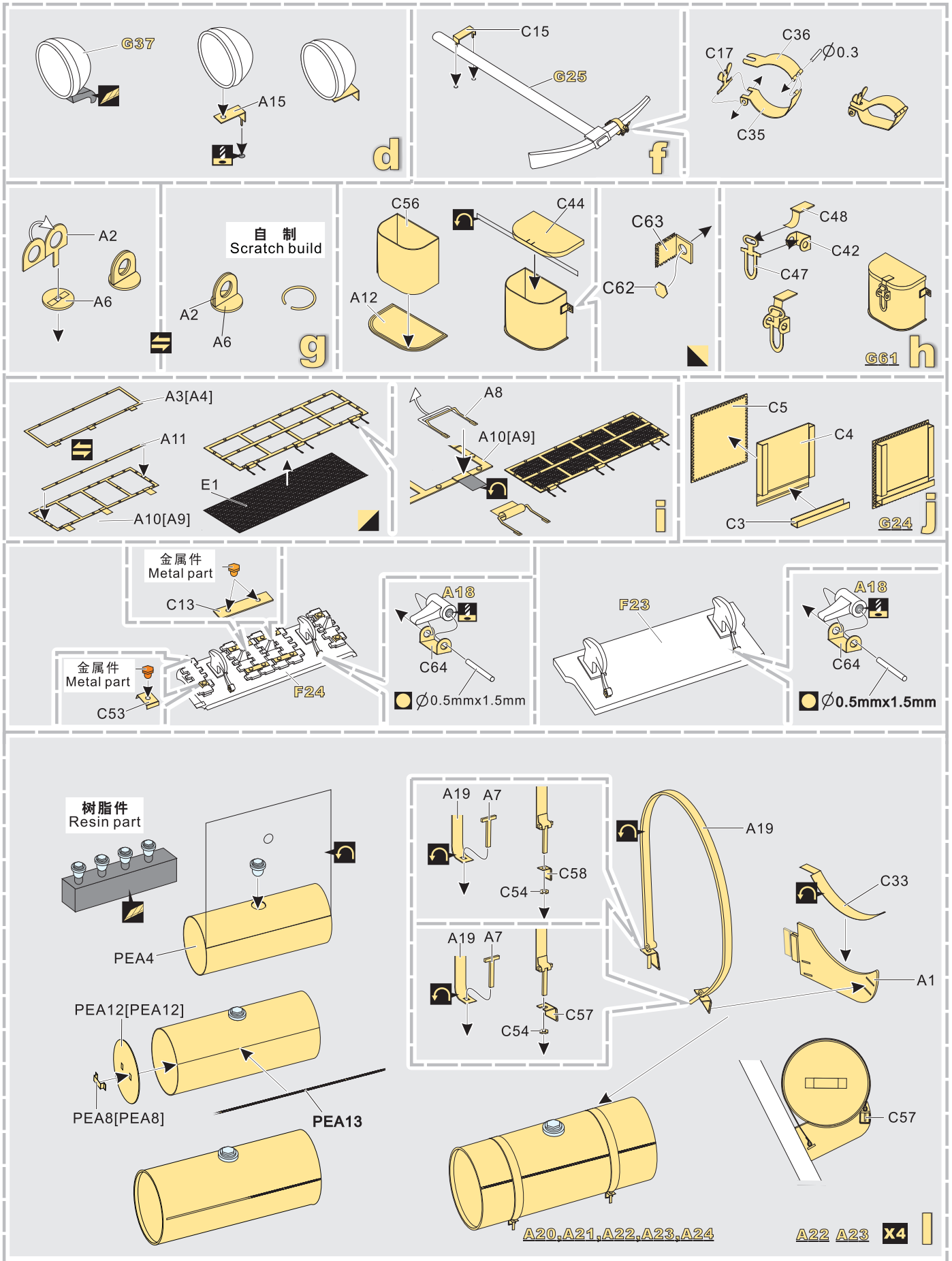
Ø0.5

C29

C65

C52

1/35 MILITARY MINIATURE VEHICLE UPGRADE SERIES PE35343



1/35 MILITARY MINIATURE VEHICLE UPGRADE SERIES PE35343

m

C21, C20, C19, A17, C17, C61, C60, C51, C1, C2, C49, $\varnothing 0.3$

n

o

p

C22, C10, C24, G60, C43, C28, $\varnothing 0.5$, C12, G55, C34, C11, G10, m, x2

q

PEA16, PEA9, PEA10, $\varnothing 1.0\text{mm} \times 10.0\text{mm}$, $\varnothing 0.5\text{mm} \times 3.0\text{mm}$, PEA7, PEA14, 金属件 Metal part, PEA15, PEA6, PEA11, PEA5, PEA2, x2

r

C16, C37, 金属件 Metal part, C26, C25, $\varnothing 0.3\text{mm} \times 2.0\text{mm}$, B3, 从内侧安装 Install from inner side

s

G21, C23

1/35 MILITARY MINIATURE VEHICLE UPGRADE SERIES PE35343

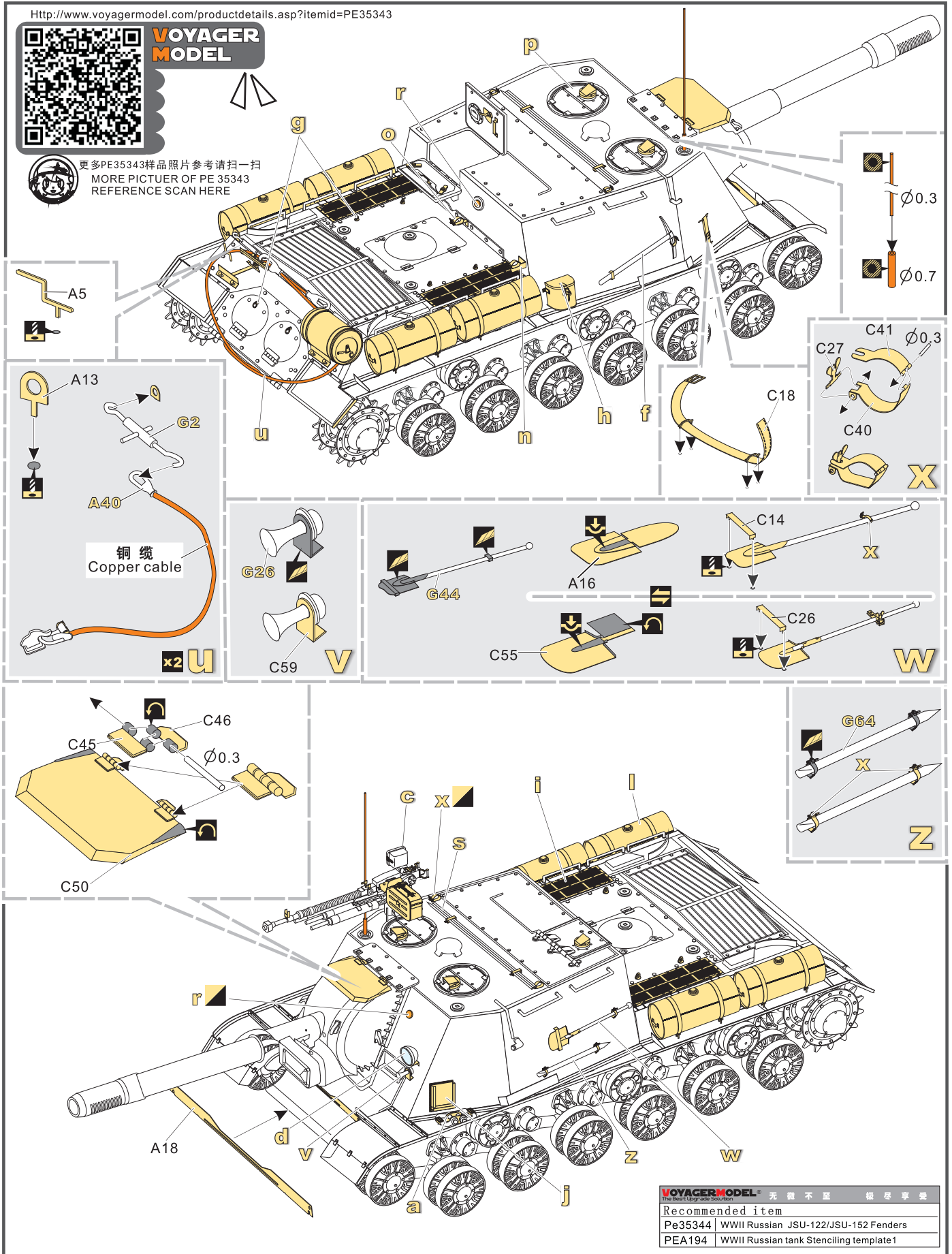
<http://www.voyagermodel.com/productdetails.asp?itemid=PE35343>



**VOYAGER
MODEL**



更多PE35343样品照片参考请扫一扫
MORE PICTUER OF PE 35343
REFERENCE SCAN HERE



铜缆
Copper cable

x2 U

V

W

Z

VOYAGERMODEL [®] 无微不至 精益求精	
Recommended item	
Pe35344	WWII Russian JSU-122/JSU-152 Fenders
PEA194	WWII Russian tank Stenciling template1