


# MODEL ALLIANCE

LIMITED EDITION DECALS

Defending the Reich Skies

1944-1945 Pt.1




Aviation Workshop  
Publications Ltd

PREMIER PLUS RANGE

MAS-729028  
MAS-489028



# Defending the Reich Skies 1944-1945 Pt.1




## Messerschmitt Bf 109 G-14 'White 1'

9./JG 26, Lille-Nord, France,  
May 1944  
Note repainted panel forward of  
cockpit and yellow rudder and  
panel under the nose.

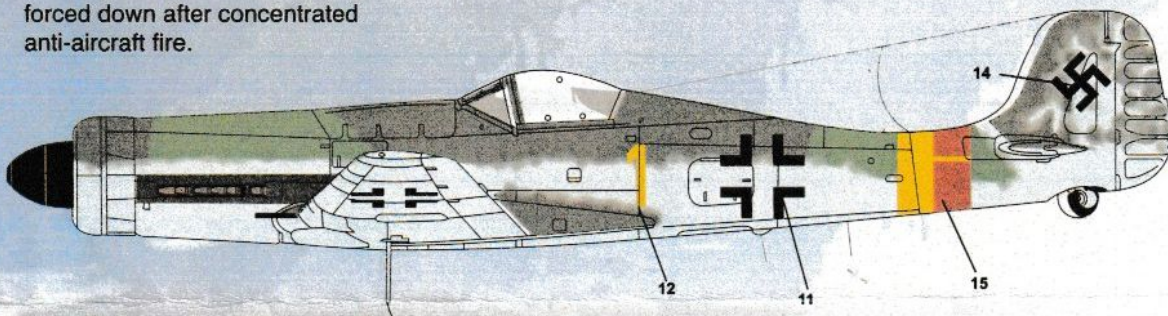
## Focke-Wulf Fw 190 D-9 W.Nr. 210194

Fw. Werner Hohenberg  
Stab/JG 2, Merzhausen,  
Germany, 1 January 1945.  
Fw. Hohenberg took part in  
Operation Bodenplatte on 1  
January 1945, his aircraft being  
forced down after concentrated  
anti-aircraft fire.



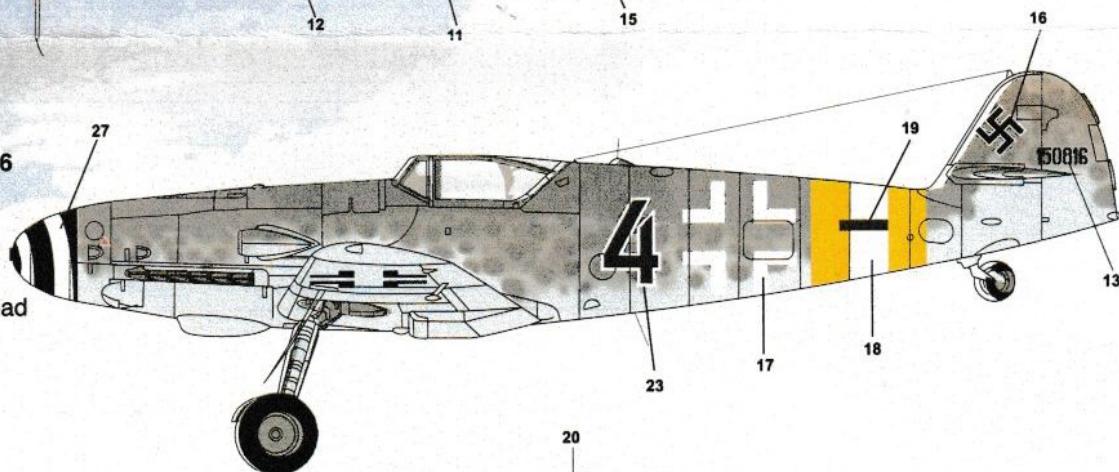
## Focke-Wulf Ta 152 H 'Yellow 1'

7./JG 301, Altano, Germany,  
February 1945  
Note the unusually high 2  
Gruppe bar on the rear  
fuselage and lack of any  
serious mottling except  
around the fin.



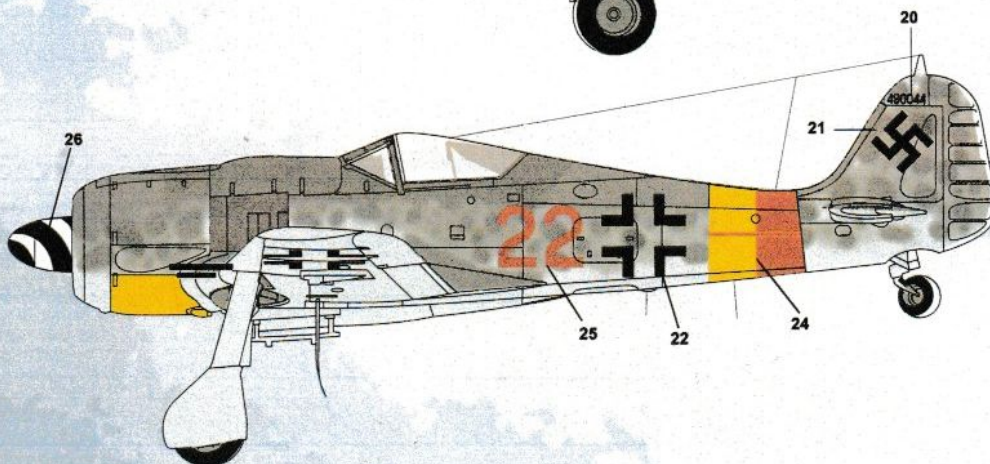
## Messerschmitt Bf 109 G-10 'Black 4' W.Nr. 150816

ex-II./JG 2, Langensalza,  
Germany, April 1945  
It is thought that this aircraft  
was in the process of  
re-allocation, after II./JG 2 had  
converted to Fw 190 D-9s.




## Focke-Wulf Fw 190 A-9 'Red 22' W.Nr.490044


6./JG 301, Langensalza, Germany,  
April 1945  
Note the use of the extra thin  
Gruppe bar on the rear fuselage and  
yellow panel under nose.



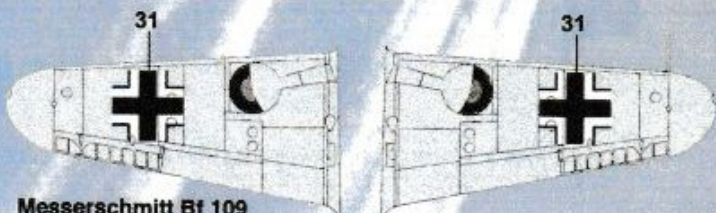
RLM 02 Grau FS36165 Humbrol 92 Xtracolour X201 Lifecolor UA071 Model Master N/A	RLM 04 Gelb FS33538 Humbrol 154 Xtracolour X213 Lifecolor UA140 Model Master 1708	RLM 70 Schwarzgrun FS34052 Humbrol 91 Xtracolour X204 Lifecolor UA051 Model Master N/A	RLM 74 Dunkelgrau FS36018 Humbrol N/A Xtracolour UA206 Lifecolor UA072 Model Master N/A	RLM 75 Grauviolett FS36132 Humbrol 106 Xtracolour X207 Lifecolor UA073 Model Master N/A	RLM 76 Lichtblau FS36473 Humbrol N/A Xtracolour X208 Lifecolor UA074 Model Master N/A	RLM 81 Braunviolett FS34083 Humbrol N/A Xtracolour X210 Lifecolor UA053 Model Master N/A	RLM 82 Hellgrun FS34128 Humbrol N/A Xtracolour X212 Lifecolor UA132 Model Master N/A	RLM 83 Dunkelgrun FS34096 Humbrol N/A Xtracolour X211 Lifecolor UA054 Model Master N/A



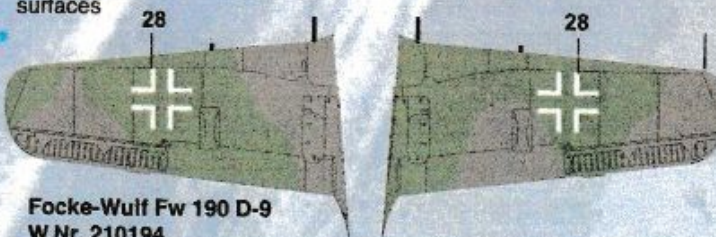
**Messerschmitt Bf 109  
G-14 'White 1'**  
Scrap view of upper  
wing and tail surfaces



**Focke-Wulf Ta 152 H 'Yellow 1'**  
Scrap view of upper wing and tail  
surfaces. Under wing decals 29  
in similar positions.



**Messerschmitt Bf 109  
G-14 'White 1'**  
Scrap view of under wing  
surfaces



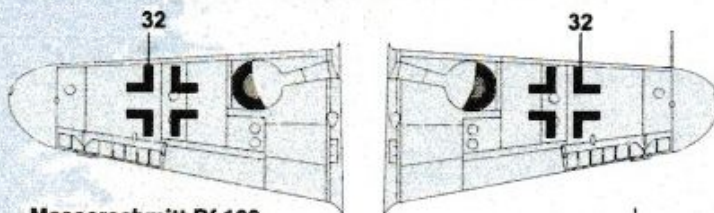
**Focke-Wulf Fw 190 D-9  
W.Nr. 210194**  
Scrap view of upper wing  
and tail surfaces




**Focke-Wulf  
Fw 190 D-9  
W.Nr. 210194**  
Scrap view of under  
wing surfaces



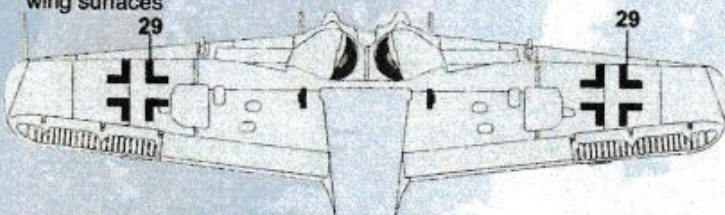
**Messerschmitt Bf 109  
G-10 'Black 4' W.Nr.  
150816**  
Scrap view of upper  
wing and tail surfaces



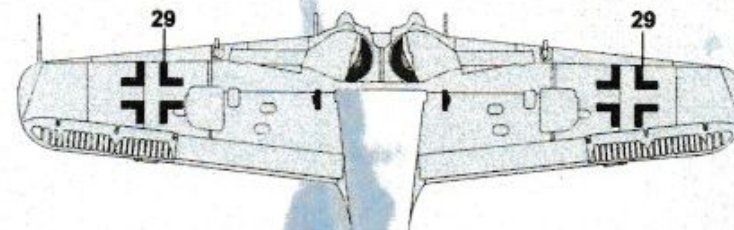
**Messerschmitt Bf 109  
G-10 'Black 4' W.Nr.  
150816**  
Scrap view of under  
wing surfaces



**Focke-Wulf Fw 190  
A-9 'Red 22'  
W.Nr.490044**  
Scrap view of upper  
wing and tail surfaces



**Focke-Wulf Fw 190  
A-9 'Red 22'  
W.Nr.490044**  
Scrap view of under  
wing surfaces



**Recommended 1:72 Kits:**  
Bf109 G10 Academy  
Bf109 G14AS Academy  
Fw 190 A-9 Hasegawa/Revell  
Fw 190 D-9 Hasegawa/Academy  
Ta 152 H1 Dragon/Aoshima

**Recommended 1:48 Kits:**  
Bf109 G10 Hasegawa  
Bf109 G14AS Hasegawa  
Fw 190 A-9 Tamiya/Dragon/Trimaster  
Fw 190 D-9 Tamiya or Dragon  
Ta 152 H1 Dragon or Italeri

**Recommended Reference**  
- Jagdwaffe Vol.5 Section 3 -  
Defending the Reich 1944-1945,  
Robert Forsyth, Classic Colours, Ian  
Allen Publishing.  
- Bf 109 G/K Augsburg Eagle, Model  
Art, Koku Fan  
- Luftwaffe Colours, Michael Ullmann,  
Hikoki Publications

**The Aviation Workshop**

13 Charlton Road, Wantage,  
Oxon, OX12 8EP, UK

[www.theaviationworkshop.co.uk](http://www.theaviationworkshop.co.uk)

Email: [aviation-workshop@btconnect.com](mailto:aviation-workshop@btconnect.com)

**These decals are a high quality product produced for The Aviation Workshop by  
Colourslide-UK. The decals are very thin but very strong and flexible.**