

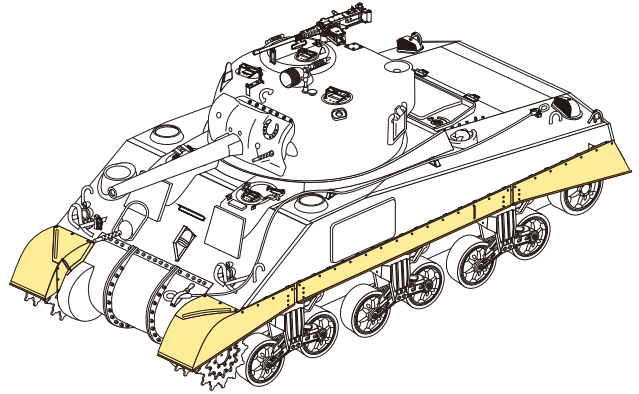
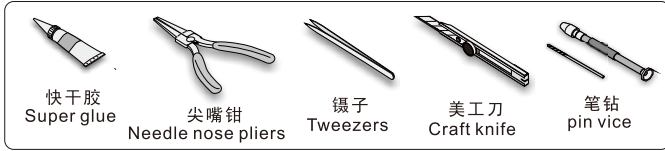
1/35 MILITARY MINIATURE VEHICLE UPGRADE SERIES PE35307

# WWII US army M4 mid tank Skirts

## 二战美军M4/M4 DV中型坦克侧裙改造件

[For DRAGON 6511 6579]

### 推荐使用工具 RECOMMENDED TOOLS



↑ 安装 install

↶ 折叠 bend

**A1**  
改造件零件编号  
PE/resin part number

**B12**  
原零件编号  
kit part number

**G22**  
被替换的原零件编号  
replaced kit part number

⚙ 钻孔 drill

👉 填补 fill

用尖端在凹槽处冲压  
use penpoint to press on the dent

✂ 切除 remove

↷ 弧度卷曲  
radial bending

**x2**  
制作若干组  
multiple assembly

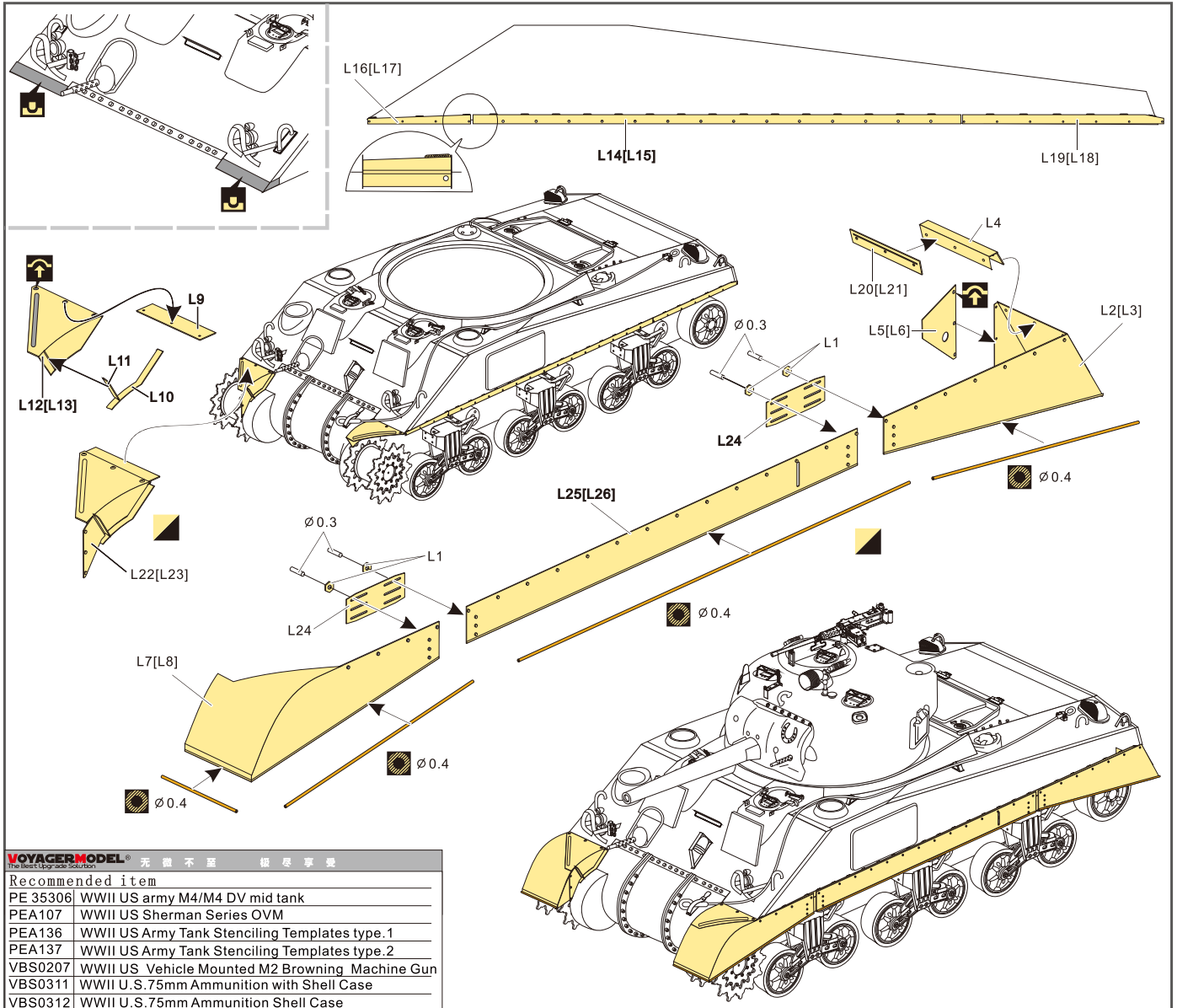
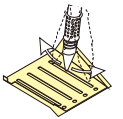
↔ 另一侧相同制作  
repeat on opposite side

⚠ 注意 caution

👉 用铜管制作  
make from brass tube

独制片零件内侧面向上  
Put the part upside down

用笔尖在凹槽处刮  
Use penpoint to press on the dent



VOYAGERMODEL<sup>®</sup> 无微不至 精益求精

Recommended item	
PE 35306	WWII US army M4/M4 DV mid tank
PEA107	WWII US Sherman Series OVM
PEA136	WWII US Army Tank Stenciling Templates type.1
PEA137	WWII US Army Tank Stenciling Templates type.2
VBS0207	WWII US Vehicle Mounted M2 Browning Machine Gun
VBS0311	WWII U.S.75mm Ammunition with Shell Case
VBS0312	WWII U.S.75mm Ammunition Shell Case