

- 1 Ventura Mk.II, AJ213, 464. (RAAF) Sqn RAF
- 2 Ventura Mk.II, AJ174, 464. (RAAF) Sqn RAF
- 3 Ventura Mk.II, AE854, 464. (RAAF) Sqn RAF
- 4 Ventura Mk.II, AE853, 464. (RAAF) Sqn RAF
- 5 Ventura Mk.II, AJ466, 464. (RAAF) Sqn RAF
- 6 Ventura GR.V, FP612, 459. (RAAF) Sqn RAF
- 7 RB-34 Ventura, A59-4, 2, Sqn SD Flight RAAF
- 8 PV-1 Ventura, A59-89, 13, Sqn RAAF
- 9 PV-1 Ventura, A59-51, 13, Sqn RAAF
- 10 PV-1 Ventura, A59-72, 13, Sqn RAAF
- 11 PV-1 Ventura, A59-64, 13, Sqn RAAF
- 12 PV-1 Ventura, A59-67, 13, Sqn RAAF
- 13 PV-1 Ventura, A59-85, 13, Sqn RAAF
- 14 PV-1 Ventura, A59-81, 13, Sqn RAAF
- 15 PV-1 Ventura, A59-103, 13, Sqn RAAF

All camouflages are reconstruction of possible appearance.

How to apply decals

1. Cut out the needed detail from the sheet.
2. Submerge the decal completely in lukewarm water for 15 sec.
3. Put the wet decal on non-blooming base and allow it soften completely.
4. Place the decal together with the base paper on the model. Keep the decal by tweezers and remove the base paper carefully. In case that the decal was placed incorrectly, add water with a brush on the border of the decal. The position of the decal can be corrected then.
5. If the decal is located on the right place, press it with a soft cloth to eliminate all water and air bubbles.
6. Allow the decal dry well.

 printed by  BOA Agency

Information and contact:
 e-mail: dkdecals@seznam.cz
www.dkdecals.cz

Dealers:



Recommended colours

A Dark Green Humbrol 116 Agama B1	F Sky Humbrol 90 Agama B5	K Intermediate Blue Humbrol 96 Agama A5
B Dark Earth Humbrol 29 Agama B2	G Foliage Green Humbrol 149 Agama A16	L White Humbrol 34 Agama 01
C Sky Grey Humbrol 64 Agama B6	H Non-Specular Blue Grey Humbrol 144 Agama A33	M Light Grey Humbrol 64 Agama B6
D Dark Slate Grey Humbrol 102 Agama B8	I Non-Specular Light Grey Humbrol 147 Agama J14	
E Extra Dark Sea Grey Humbrol 27 Agama B7	J Glossy Sea Blue Humbrol 134 Agama A4	

Recommended 1/72 Kits:
 Ventura Mk.II Academy, Minicraft
 B-34 Ventura Minicraft
 PV-1 Ventura Academy, Minicraft, Frog



www.dkdecals.cz

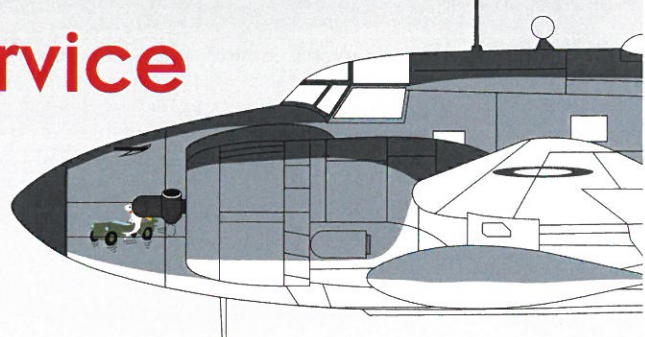
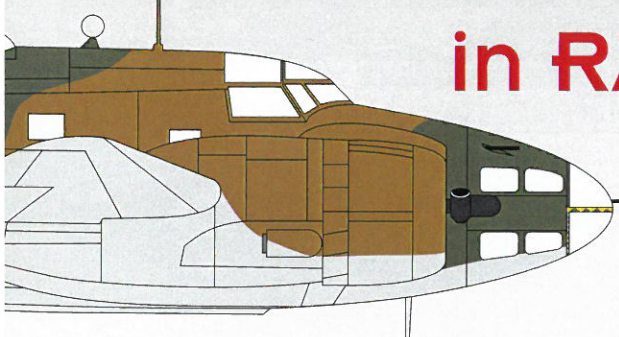


72047

B-34/PV-1 Ventura

in RAAF Service

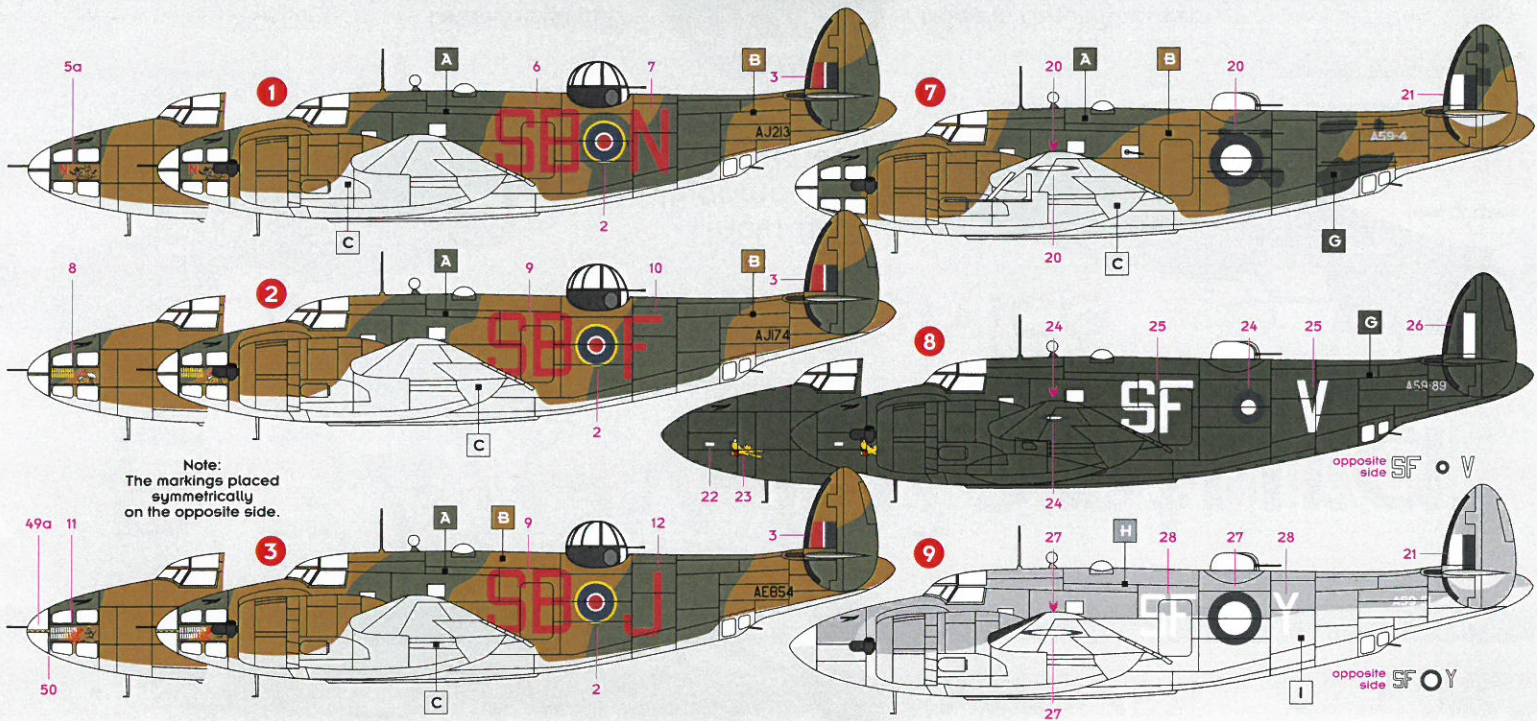
Includes
15 camouflage
schemes



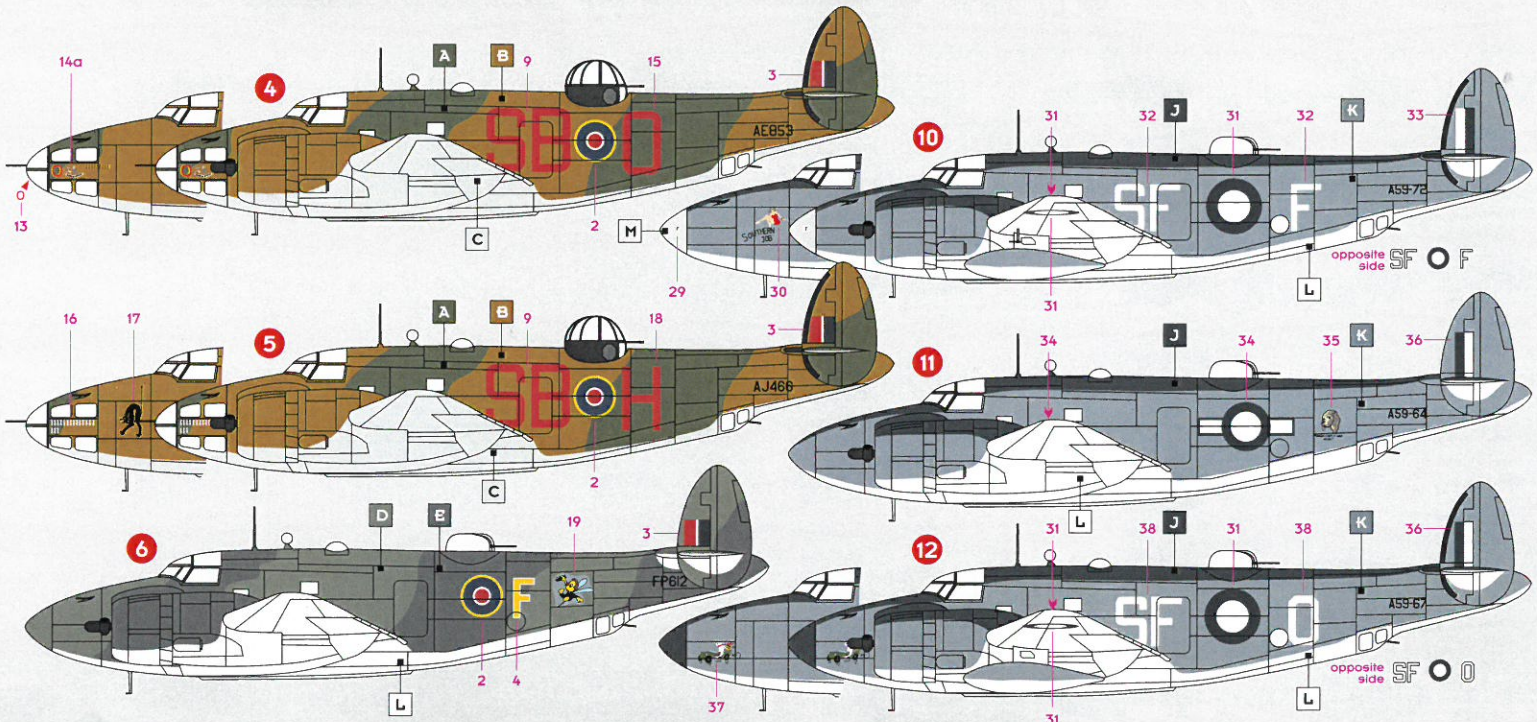
DKdecals © 2017

1/72

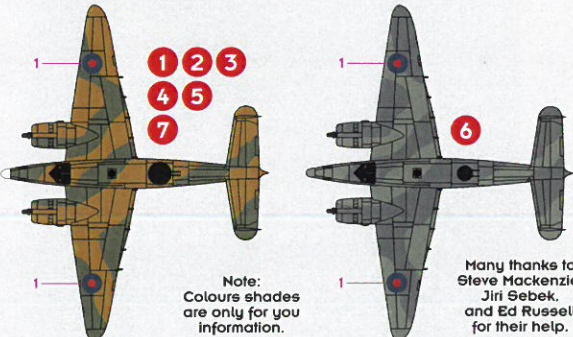
Made in Czech Republic



Note:
The markings placed
symmetrically
on the opposite side.

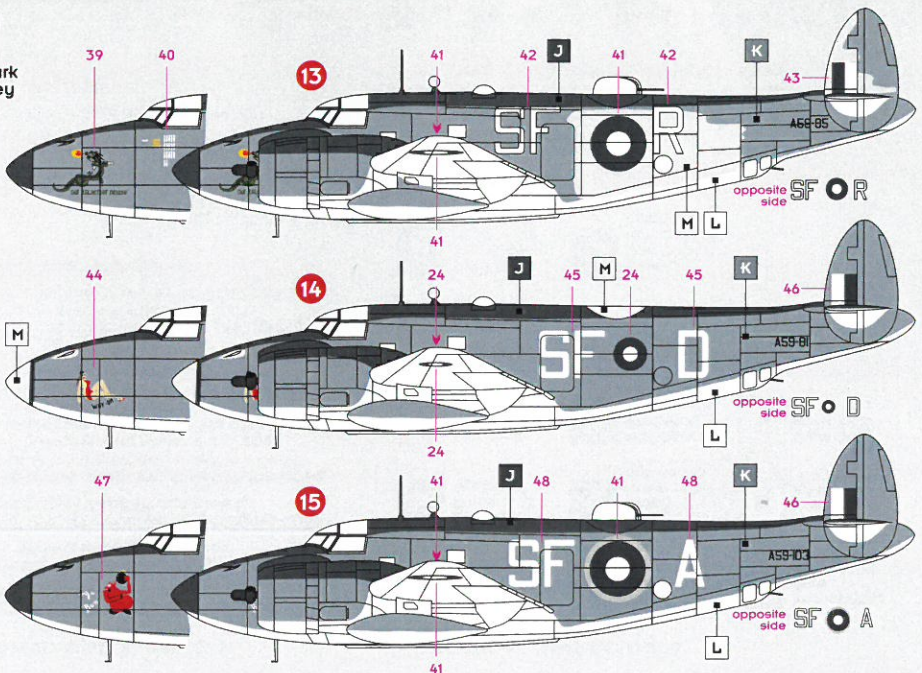



- | | | | | |
|-----------------------------|-------------------------------|------------------------------------|-------------------------------------|---------------------------------|
| A
Dark Green | B
Dark Earth | C
Sky Grey | D
Dark Slate Grey | E
Extra Dark Sea Grey |
| F
Sky | G
Foliage Green | H
Non-Specular Blue Grey | I
Non-Specular Light Grey | |
| J
Glossy Sea Glue | K
Intermediate Blue | L
White | M
Light Grey | |



Note:
Colours shades
are only for you
information.

Many thanks to
Steve Mackenzie,
Jiri Sebek,
and Ed Russell
for their help.





N N 5b 5a 8 11 16 23 30
O 14a 17 19 37 39 40 44 47
 49a 49b 14b 21 22 25 28 29 32 33 34 38 42 43 45 46 48

SOUTHERN JOB
 THE RELUCTANT DRAGON
 WIFF OH
 SHERIFF OF MERE

A59-72	AJ213
A59-72	AJ213
A59-67	AJ174
A59-67	AJ174
A59-85	AE854
A59-85	AE854
A59-64	AE853
A59-64	AE853
A59-81	AJ466
A59-81	AJ466
A59-103	FP612
A59-103	FP612
---	---
---	---

SFVSFV 25 25 29 F

SBNSBFB 6 7 9 9 10 10
SBNSBFB 10 10
JJOHH 13 12 15 18 32
SFYSFY 28 28

A59-4 A59-89
 A59-4 A59-89
 A59-51 A59-51

