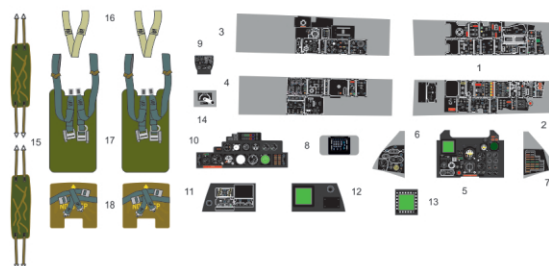


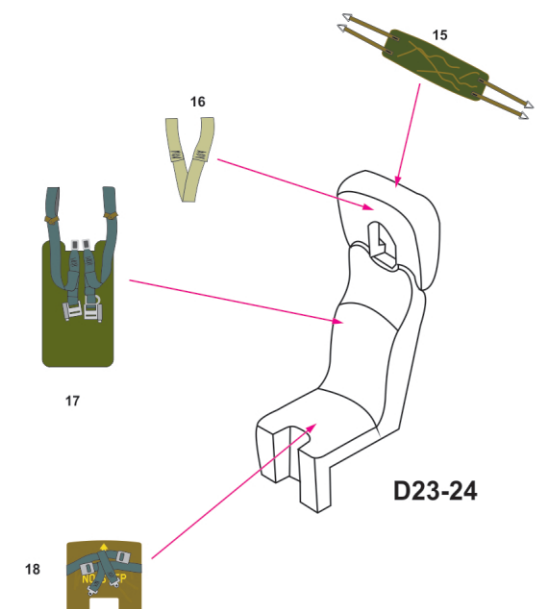
Are you ready for realistic models?

*1/48 Scale F-4E TERMINATOR 2020
3D COCKPIT DETAIL SET
B3D-0017*



www.babibimodel.com © 2022

**For HASEGAWA
1/48 Kits**



www.babibimodel.com

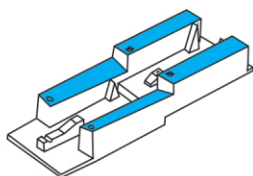
Babibi TV

groups/babibimodel

Babibimodel

Thank you for purchasing Babibi Model products.

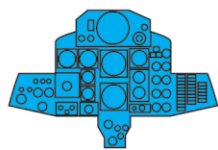
Kit Parts



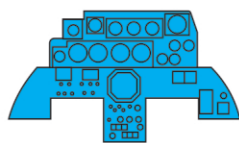
D22



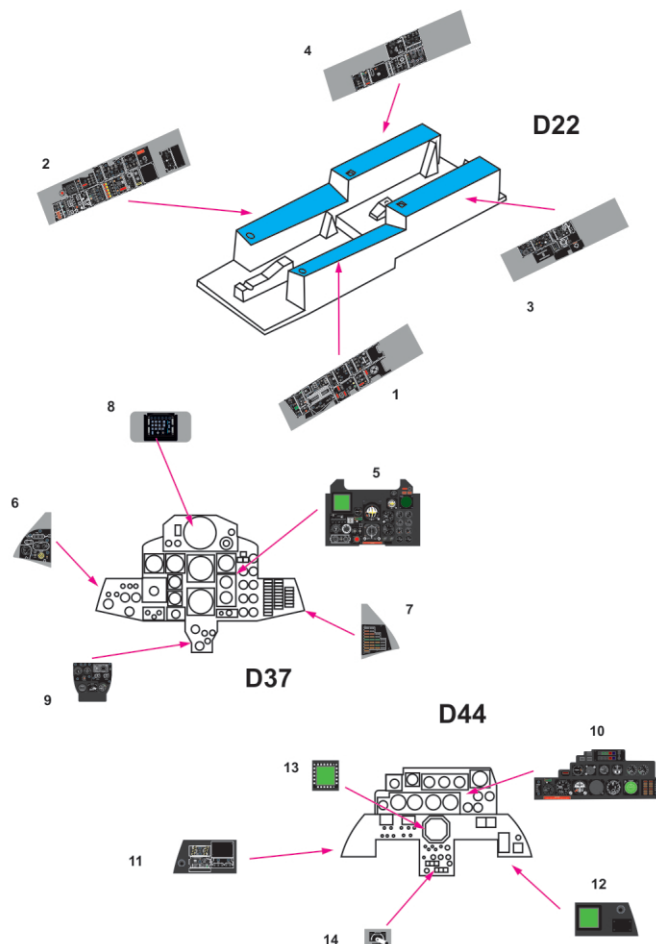
D23-24



D37



D44



- 1 Prepare parts: Please sand all blue surfaces and delete all details
- 2 Paint all of the parts and cockpit.
- 3 Apply clear coat all of the surfaces that will applied 3D-Decals.
- 4 Cut the sticker with a scissor and separate the 3D-Decal part in warm water.
- 5 Remove any water with an earstick or a tissue.
- 6 You can apply CA glue to invisible spots if needed.