


Aussie Decals


P.O. Box 88, Kerrimuir,
Victoria, 3129, Australia
Ph: 0429 778 304 Fax: 03 9877 8304
Email: aussiedecals@bigpond.com
Website: www.aussiedecals.com.au




**1/72 Scale
No: A72014**

**S-70B-2 Seahawk
816 Sqn RAN
Gulf War 1990**


S-70B-2 Seahawk 873 N24-004 816 Sqn RAN.
"Bad to the Bone" Gulf of Oman 1993.



S-70B-2 Seahawk 884 N24-015 816 Sqn RAN.
"Arabic Tiger" 1993.



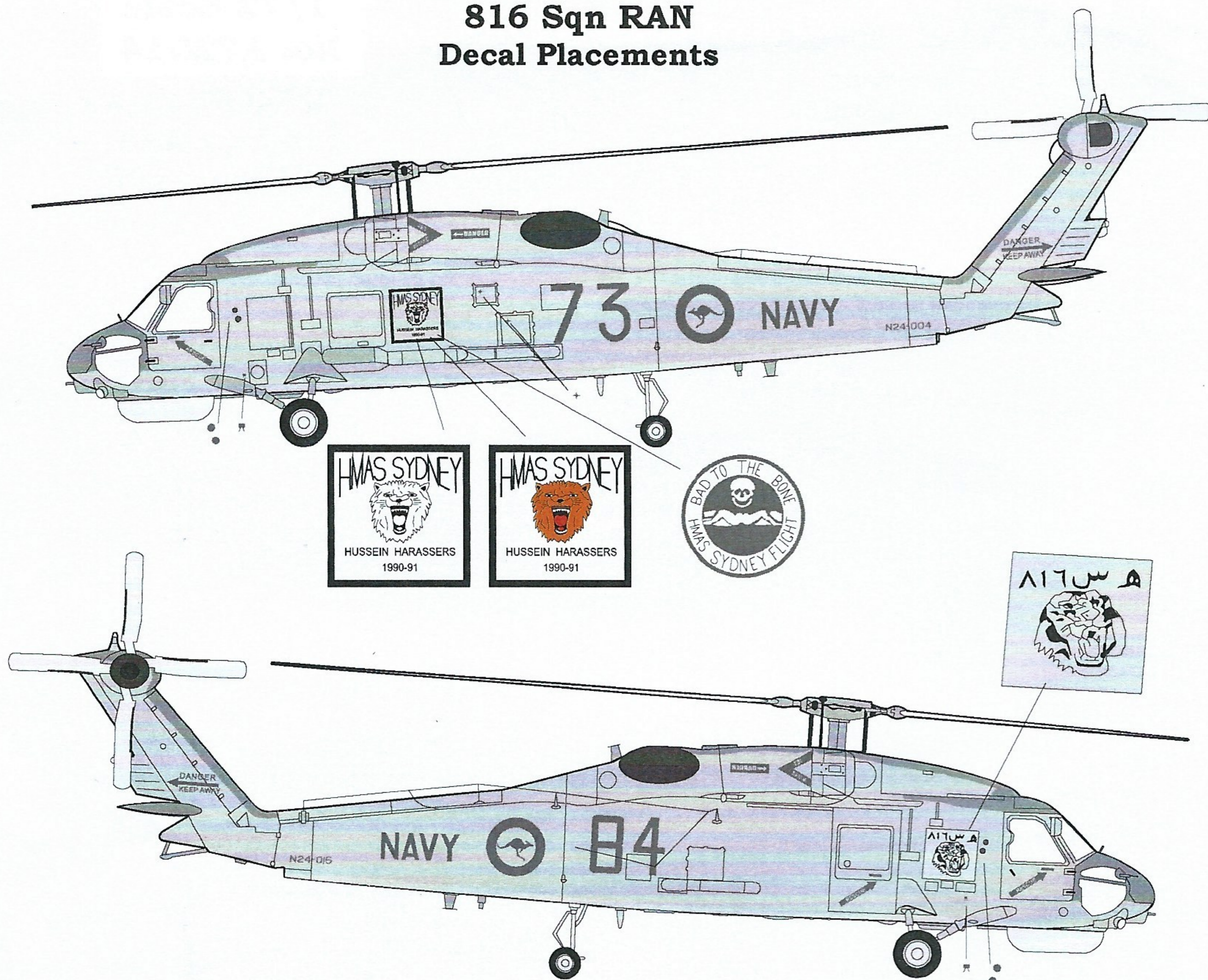
S-70B-2 Seahawk 883 N24-014 816 Sqn RAN.
"Hussein Harrassers" 1992.



S-70B-2 Seahawk

816 Sqn RAN

Decal Placements



Modeller Notes:

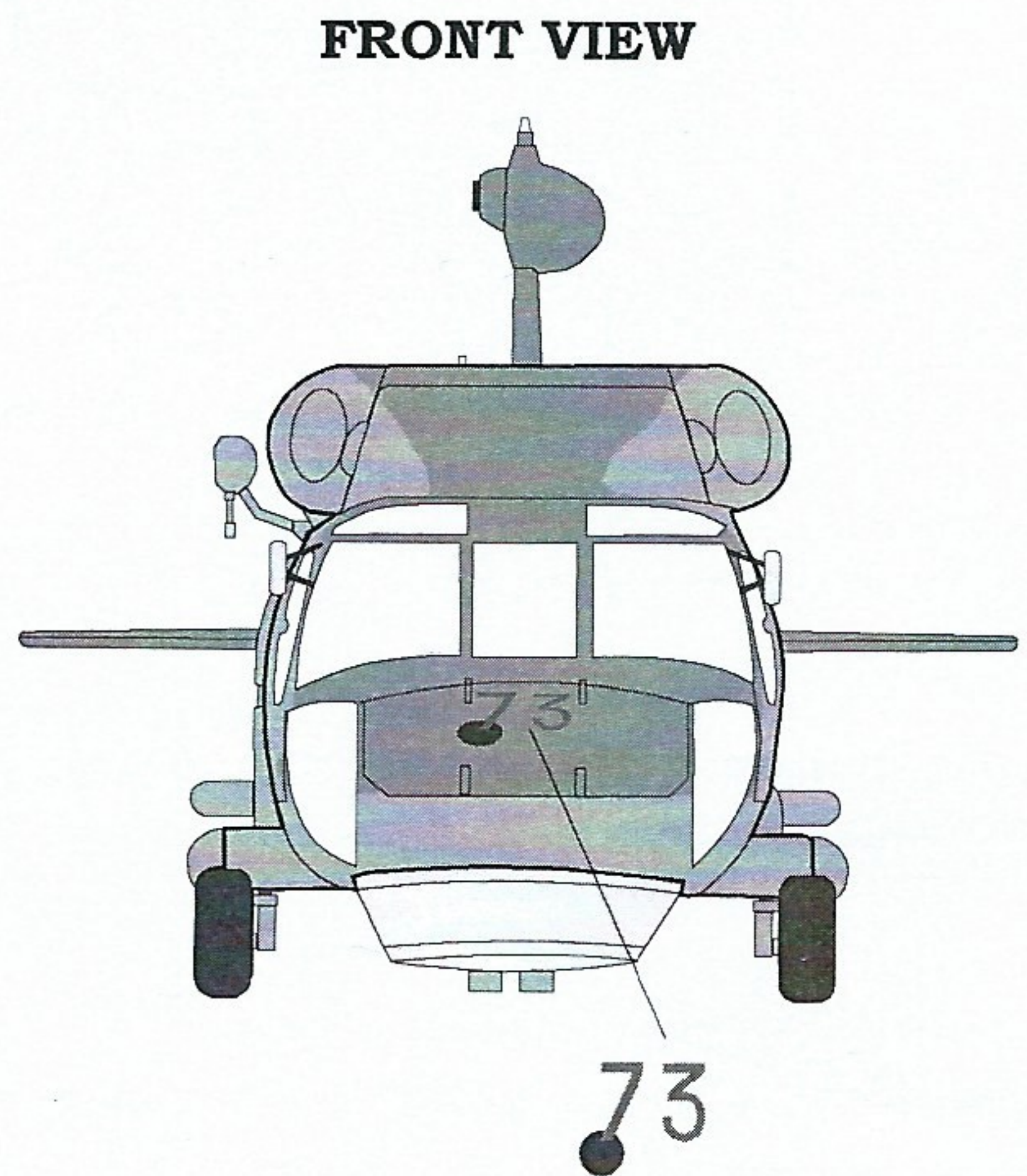
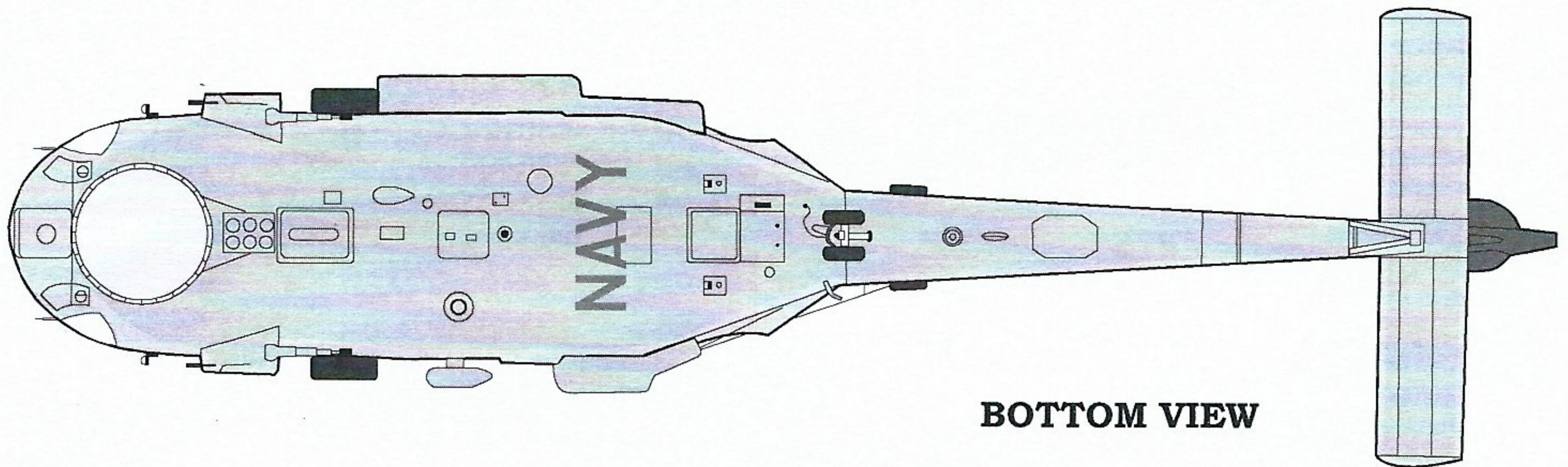
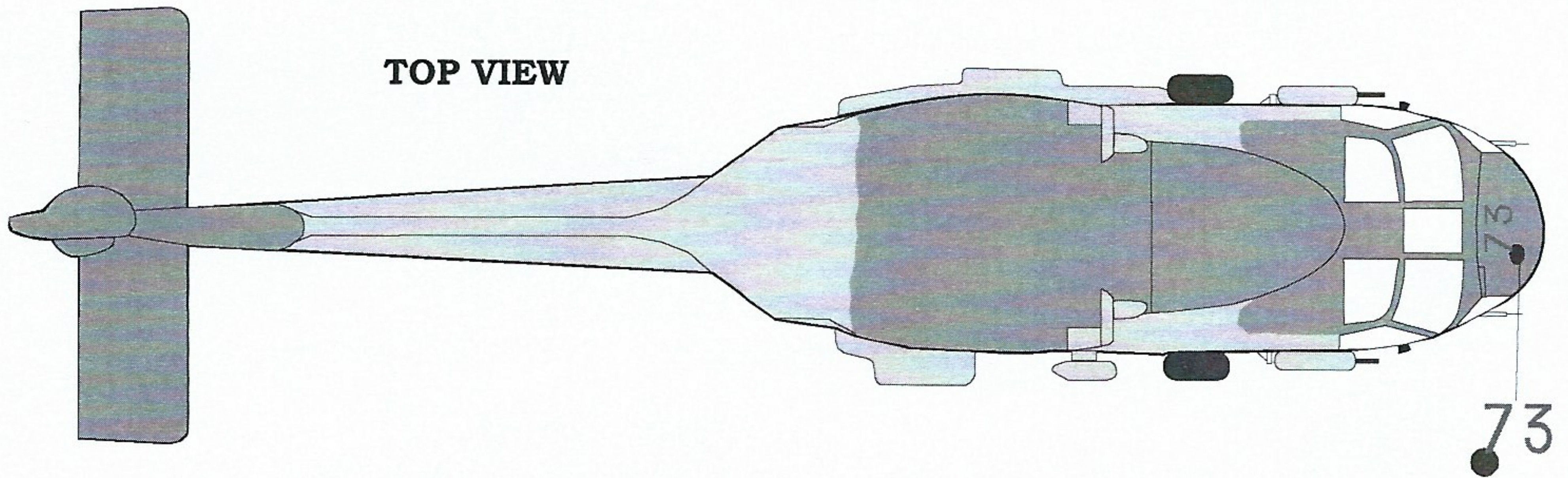
The first Seahawk known for blockade duties in the Gulf of Oman was 873 (N24-004) "Hussein's Harrasser's" in November 1990, and was deployed on the HMAS Sydney. This aircraft was the first Australian aircraft into Kuwait after the ceasefire. There are two "nose-art" panels supplied: One plain and a coloured version which was for the return journey to Australia. This was painted on the Port side panel.

At the end of 1991, 873 (N24-004) was again deployed on HMAS Sydney in the north of the Red Sea area again for blockade duties. This time the "nose-art" was "Bad to the Bone" and was again painted on the Port side panel.




From May to July 1991, 878 (N24-009) was deployed on HMAS Darwin for mine clearance and patrol duties. This aircraft had a black Tiger head with Arabic above it painted on the Starboard side panel. The background for this decal must be painted first with FS-36495. (See Templates on back page)

Other aircraft also featured the above "nose-art": 883 (N24-014) had "Hussein's Harrassers" on it's Port side panel for most of 1992. 884 (N24-015) featured the "Arabic Tiger" on it's Starboard panel for some time in 1993.

**S-70B-2 Seahawk
816 Sqn RAN
Decal Placements**



Colour Notes:



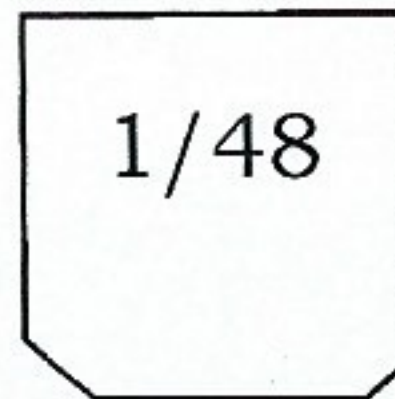
-  FS-36320 Main Surface Colour
-  FS-35237 Top Surface Colour
-  FS-36495 Under Surface Colour

The Main Rotor and Hub were painted in FS-36320.
Some Tail Rotors have been seen painted in FS-36320 and others in Matt Black.
Please check your references for the aircraft you are constructing.

As at April 1993, all of the aircraft were fully painted in Grey FS-36230.


S-70B-2 Seahawk 816 Sqn RAN Decal Placements

Starboard Templates for "Arabic Tiger":



FS-36320

Main Surface Colour





FS-36495

Panel Colour

816 Sqn Side Number to Serial Number Relationships:

870 = N24-001
871 = N24-002
872 = N24-003
873 = N24-004
874 = N24-005
875 = N24-006
876 = N24-007
877 = N24-008

878 = N24-009
879 = N24-010
880 = N24-011
881 = N24-012
882 = N24-013
883 = N24-014
884 = N24-015
885 = N24-016



Reference:

APMA Magazines - Autumn, Winter, Spring, Summer 1992

We wish to thank Alex Wright, APMA and Tony Dwyer for their valued input and assistance in the design of this sheet.

Decal Application

1. Cut around the required design.
2. Soak in luke warm water for 10 seconds.
3. Stand the decal on facial tissue.
4. Moisten the application area with plenty of water.
5. Apply decal by carefully sliding off the backing paper using a small brush and tweezers.
6. Use decal setting agent to nestle decal around body detail.
7. Paint model with clear laquer to hide decal film.

NB: Decals adhere best to gloss surfaces. This decal film is very thin and will need extra care in application. Whenever you move a decal use water on your brush.

No: A72014 0109
Aussie Decals © Copyright

DANGER
KEEP AWAY

DANGER
KEEP AWAY



RESCUE

JET
INTAKE

DANGER

RESCUE

DANGER

JET

INTAKE

NAVY
NAVY

RESCUE




NAVY

1 2 3 4 5



S-708-2
N24-004



6 7 8 9 0

7 8 7 3 ● ●

7 3 7 3 7

N24-004

1 2 3 4 5

7 8 7 8 7

6 7 8 9 0

1 2 3 4 5 6 7 8 9 0

S-708-2 S-708-2
N24-009 N24-009

1 2 3 4 5 6 7 8 9 0

S-708-2
N24-005

S-708-2
N24-006

S-708-2
N24-013

S-708-2
N24-014

S-708-2
N24-001

S-708-2
N24-002

S-708-2
N24-003

S-708-2
N24-005

S-708-2
N24-006

S-708-2
N24-013

S-708-2
N24-014

S-708-2
N24-001

S-708-2
N24-002

S-708-2
N24-003

S-708-2
N24-011

S-708-2
N24-012

S-708-2
N24-015

S-708-2
N24-016

S-708-2
N24-008

S-708-2
N24-007

S-708-2
N24-010

S-708-2
N24-011

S-708-2
N24-012

S-708-2
N24-015

S-708-2
N24-016

S-708-2
N24-008

S-708-2
N24-007

S-708-2
N24-010

