

DACU
Products

Magnum 5

Head-Speed Devil



GSN

BR21



EXCLUSIVE
COLLECTIBLE

artwork by Bob Block

Belgian Air Force

1/72

DCD7266

1/48

DCD4866




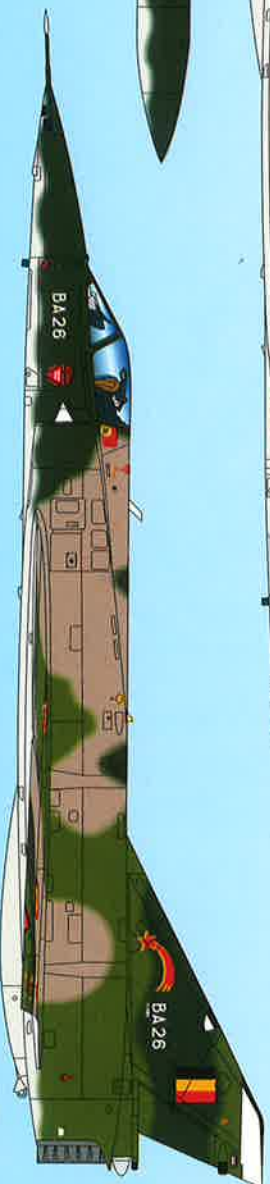
Mirage 5 BA - 1st Sqn
3rd Wing @ Bierset



Mirage 5 BA / BD
8th Sqn
3rd Wing @ Bierset




Mirage 5 BA - 2nd Sqn
2nd Wing @ Florennes



Mirage 5 BR - 42nd Recce Sqn
2nd Wing @ Florennes



Wrap-around camouflage
from 1981 onwards
for all three types





Single seaters:

BA01 to BA63

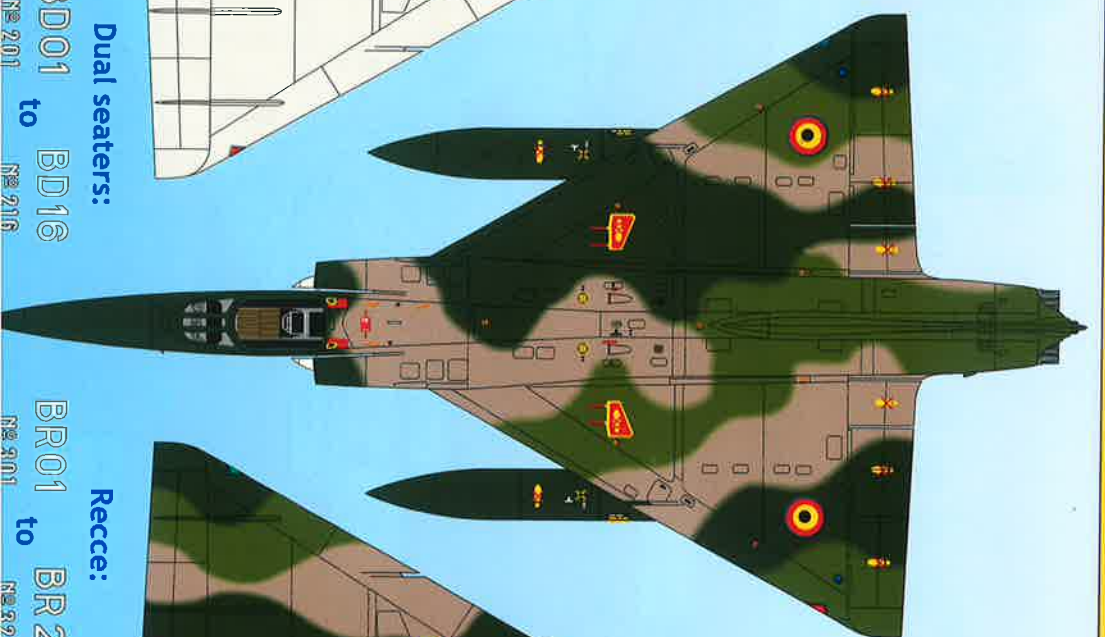
N° 001 to N° 063



Dual seaters:

BD01 to BD16

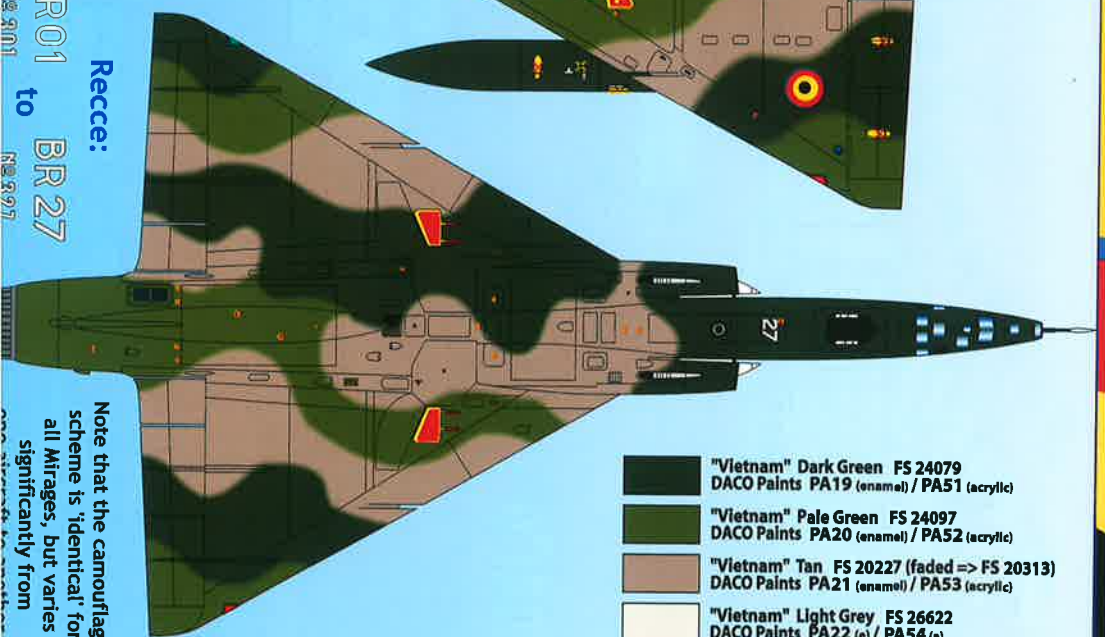
N° 201 to N° 216



Recce:

BR01 to BR27

N° 301 to N° 327

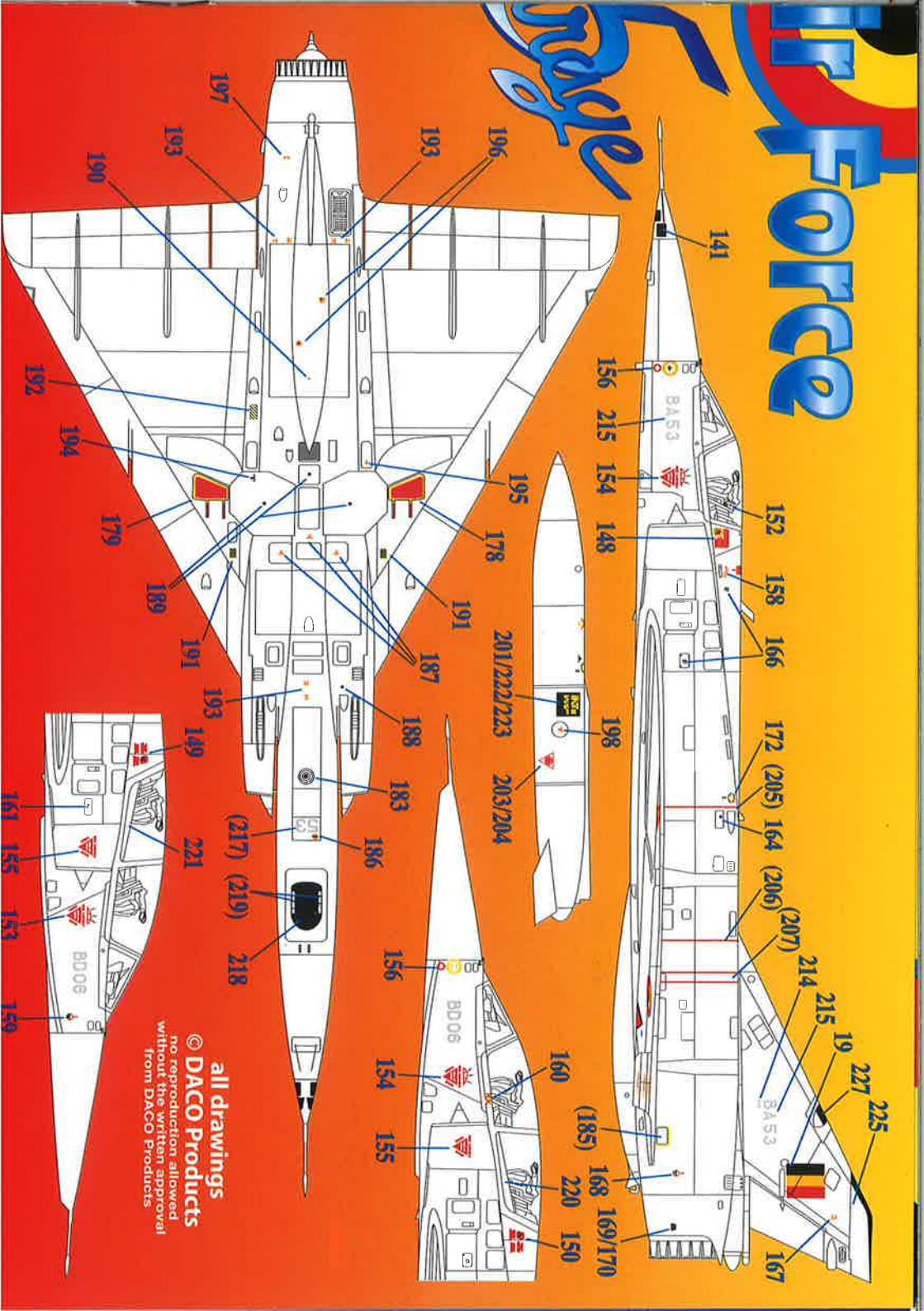


- "Vietnam" Dark Green** FS 24079
 DACO Paints PA19 (enamel) / PA51 (acrylic)
- "Vietnam" Pale Green** FS 24097
 DACO Paints PA20 (enamel) / PA52 (acrylic)
- "Vietnam" Tan** FS 20227 (faded => FS 20313)
 DACO Paints PA21 (enamel) / PA53 (acrylic)
- "Vietnam" Light Grey** FS 26622
 DACO Paints PA22 (e) / PA54 (e)

Note that the camouflage scheme is 'identical' for all Mirages, but varies significantly from

ir Force

Page



all drawings
© DACO Products
no reproduction allowed
without the written approval
from DACO Products

- 141
- 152
- 158
- 166
- 172 (205)
- 164 (206)
- (207)
- 214
- 215
- 19
- 227
- 225
- 167
- 168
- 169/170
- 220
- 150
- 156
- 215
- 154
- 148
- 198
- 201/222/223
- 203/204
- 160
- (185)
- 154
- 155
- 195
- 178
- 191
- 187
- 188
- 183
- 186
- 156
- 154
- 196
- 193
- 193
- 197
- 190
- 192
- 194
- 179
- 189
- 191
- 193
- 149
- (217)
- (219)
- 218
- 161
- 155
- 153
- 159

Since the early years Belgian Air Force Mirages sported 'non-standard' markings, but especially during the '70s aircraft were often 'zapped' by maintenance crews and crew chiefs of opposing units, during exercises, squadron exchanges or even an unscheduled visit to another base. In the latter case the culprits were often Cross Servicing personnel, using stencil templates and rattle-can spray paint. Especially during TAMIs and other multi-national exercises these zappings could quickly get out of hand. The moment one team 'zapped' an aircraft of the 'opposing' team, you could be sure the latter would 'zap' the others' aircraft and by doing so inviting others to follow suit. It was indeed an exception to see a Belgian Mirage that didn't carry at least one zapping. Some zappings were short-lived, others remained until the aircraft was fully repainted, only to be re-zapped during the next exercise...



similar zaps on BA04 and BAS2



similar zaps on BA26 'B', BA30 'C' & BA60 'E'




similar owl steps on BR09 BR04 'I', BR19 'III' & BR23 'IV'



These decals have been designed with the help and photo documentation of Michel Willor, Robert Rossemans, Bob Block, Daniel Grackx, and Nicklas Willebrandt and Titillius F. Olsen

ZAPPIINGS

'Fly Suzie' 234 722
on BA60



List of aircraft & placement of all zappings
can be found on the Mirage 5 page
of the DACO website:

<http://ultra.glo.be/daco>



All other stencilling is identical to the standard Mirage markings

Following Mirages have been upgraded to MIRSIP standards:

Single seaters:

- BA 01, BA 04, BA 11, BA 23, BA 37, BA 39, BA 46, BA 48, BA 50, BA 52, BA 56, BA 57, BA 59, BA 60, BA 62

Dual seaters:

- BD 01, BD 03, BD 04, BD 14, BD 15

and were sold afterwards to Chile