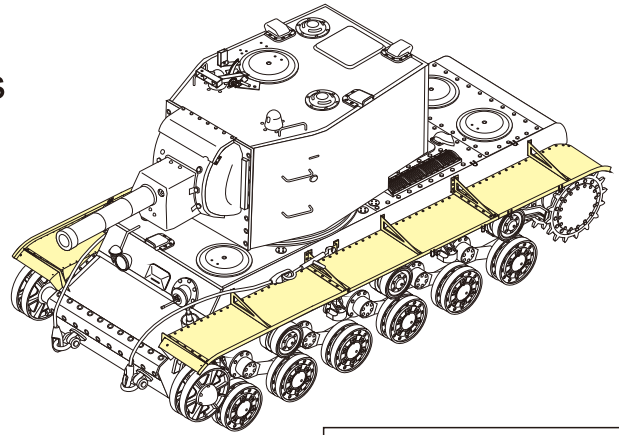


1/35 MILITARY MINIATURE VEHICLE UPGRADE SERIES PE351110


WWII Russian KV-2 Tank Fenders

二战苏联KV-2 重型坦克翼子板改造件

[For TRUMPERTER 00311 00312]



■ 推荐使用工具 RECOMMENDED TOOLS

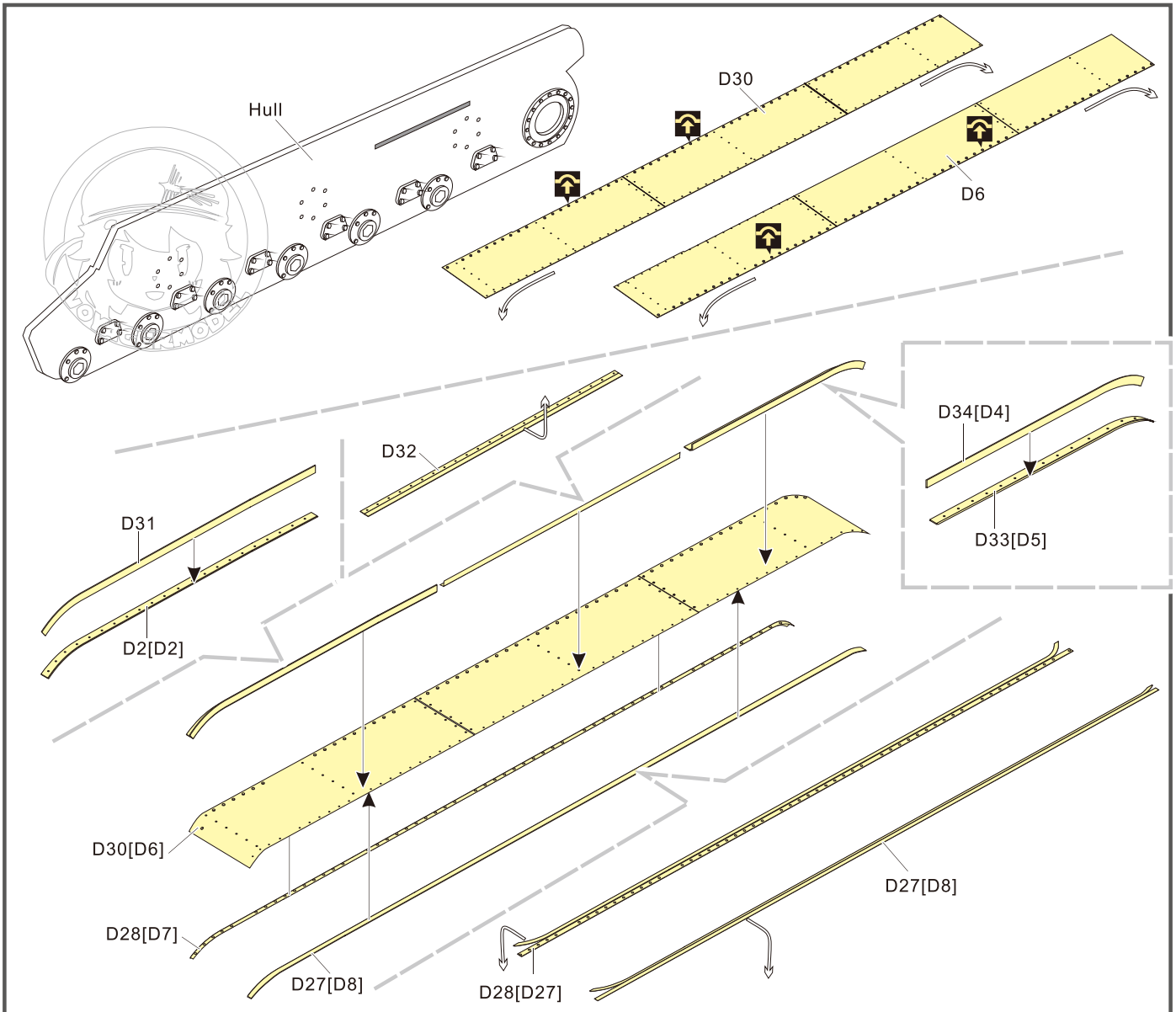


- ↑
安装
install
- ↩
折叠
bend
- A1**
改造件零件编号
PE/resin part number
- B12**
原零件编号
kit part number
- C22**
被替换的原零件编号
replaced kit part number
- ↕
另一侧相同制作
repeat on opposite side
- ✂
切除
remove
- 🔪
打磨
grind off
- 📐
弧度卷曲
radial bending
- x2
制作若干组
multiple assembly
- ⇄
选择安装
alternative
- 🔧
钻孔
drill
- 📌
用胶棒制作
make from plastic rod

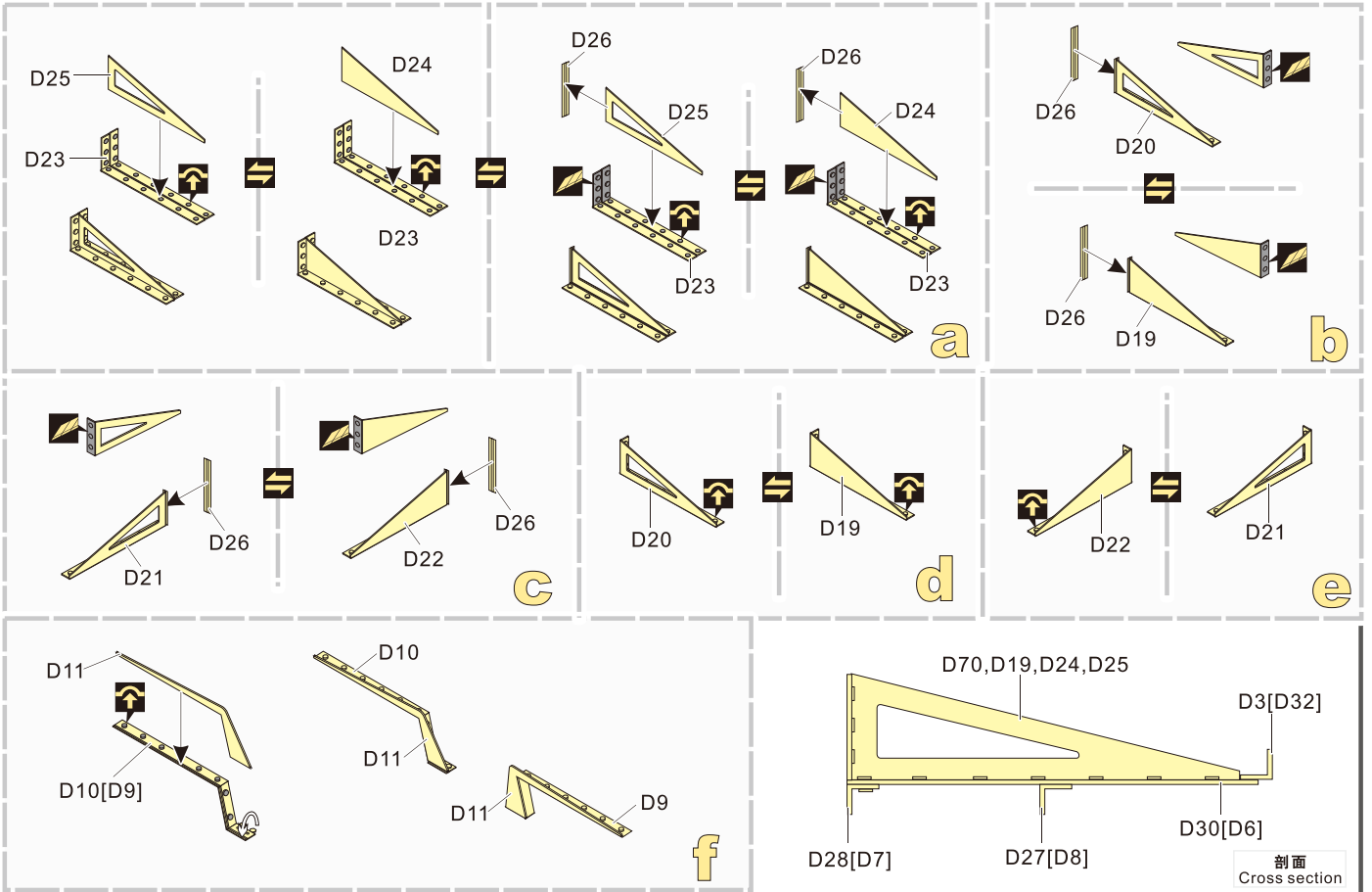
↓
用尖端在凹槽处冲压
use penpoint to press on the dent

刻划片零件内朝面向上
Put the part upside down

用笔尖在凹槽处刺
Use penpoint to press on the dent



1/35 MILITARY MINIATURE VEHICLE UPGRADE SERIES PE351110



[Http://www.voyagermodel.com/productdetails.asp?itemid=PE351110](http://www.voyagermodel.com/productdetails.asp?itemid=PE351110)



**VOYAGER
MODEL**

VOYAGERMODEL [®] 无微不至 极尽享受	
Recommended item	
PE 351109	WWII Russian KV-2 Basic Upgrade Set
VBS 0550	WWII Russian KV-2 Heavy Tank 152mm Gun Barrel



更多PE351110样品照片参考请扫一扫
MORE PICTUER OF PE 351110
REFERENCE SCAN HERE

