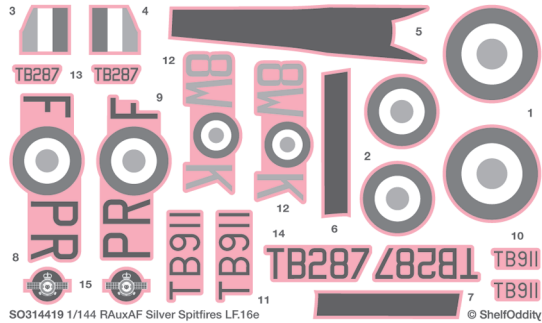



SO314419

1/144 RAuxAF Silver Spitfires LF.16e

Shelf Oddity



! Drawings keep 1/144 scale when printed on A4 size paper without "fit to page" option.



This decal set is recommended for Eduard kits but it may also be used with other Spitfire models. Decals are made using silk print technology (BOA Bodecek Agency) and have very small amount of transparent base around the graphics.

The Spitfire LF.16e TB911, PR-F depicted here belonged to 609 (West Riding) Squadron of Royal Auxiliary Air Force and was photographed at RAF Yeadon sometime in 1950-51 period. She wore standard Hi-Speed Silver RAF livery incl. Bright Red spinner and Black wing walkways and anti-glare panel.

While looking at the available photographs of the original airplane we could not find any stencilling. The starboard wing walkway is a guesstimate since we could not distinguish it on the photo depicting the starboard of the original – the angle of the shot was not on our side...

The landing gear featured wheels with 3-spoked hubs and oleo scissors (available in Brengun PE set). Note the gun-sight is visible in the cockpit but at the same time the cannons might be removed.

Colour guide:



SO314419

1/144 RAuxAF Silver Spitfires LF.16e

Shelf
Oddity

The Spitfire LF.16e TB287, 8W-K depicted here belonged to 612 (County of Aberdeen) Squadron of Royal Auxiliary Air Force based in RAF Dyce and was photographed sometime in 1950.

She wore standard Hi-Speed Silver RAF livery incl. Bright Red spinner. Black wing walkways and anti-glare panel seem to be missing from this particular machine. Instead we get Dark Green cockpit doors, apparently taken from its camouflaged sibling.

While looking at the available photographs of the original airplane we could not find any stencilling. The cannons and the gun-finder seem to be permanently removed. The landing gear featured wheels with 3-spoked hubs and oleo scissors (available in Brengun PE set).

Since the RAuxAF units were part-time ones only, the cannons were usually removed for the ease of maintenance and to save fuel. The gun-sight was retained for practice attacks and if bullets needed to be fired then the wing mounted machine guns would be used. When going to the 2-week annual camp the cannons would be fitted back on.

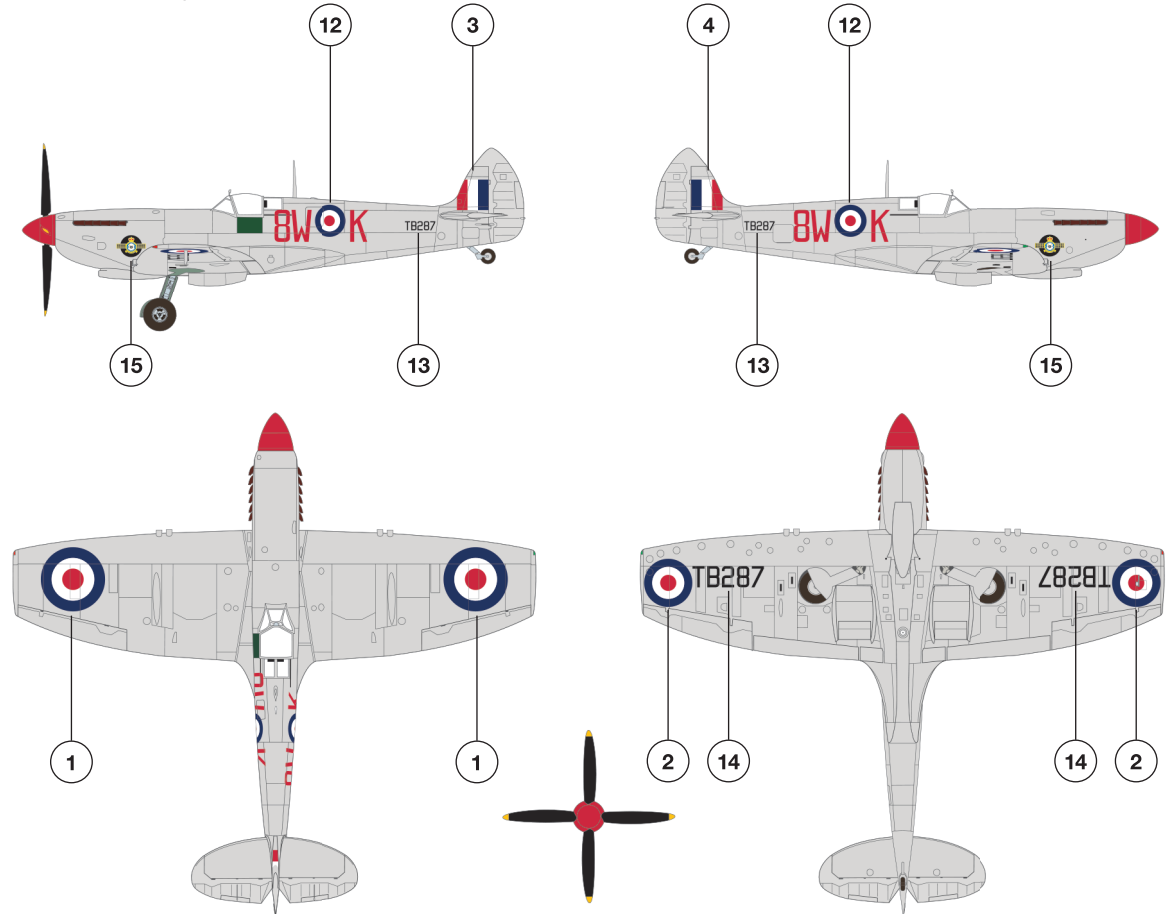
A Master AM-144-4 turned brass set of E-wing late Hispano 20 mm cannons with rounded fairings can be used to further enhance your model.

Sources:

Interceptor Force Fighter Command 1950-68 – Guideline Publ.
RAF Fighters 1945-50 UK Based – C&M No.1 Guideline Publ.
RAF Fighters 1945-50 Overseas Based – C&M No.5 Guideline Publ.
RAF in Camera 1950s – Pen and Sword
RAF in Camera 1960s – Pen and Sword
Supermarine Spitfire Vol.4 – ML71 Aj-Press

A special 'thank you' goes to Mr. Tony O'Toole.

! Drawings keep 1/144 scale when printed on A4 size paper without "fit to page" option.



Colour guide:

