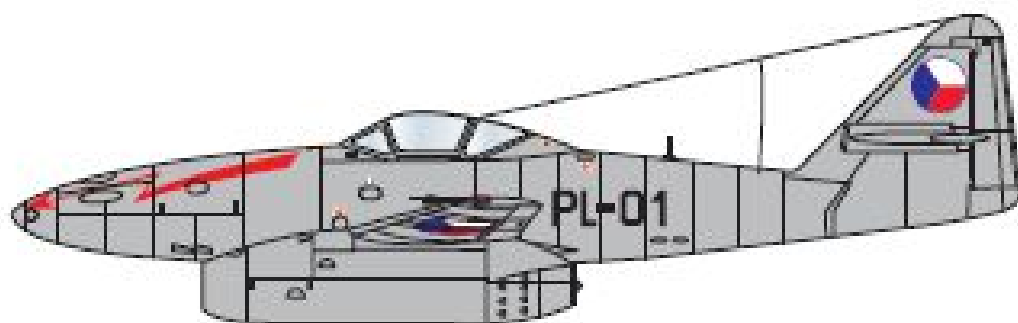

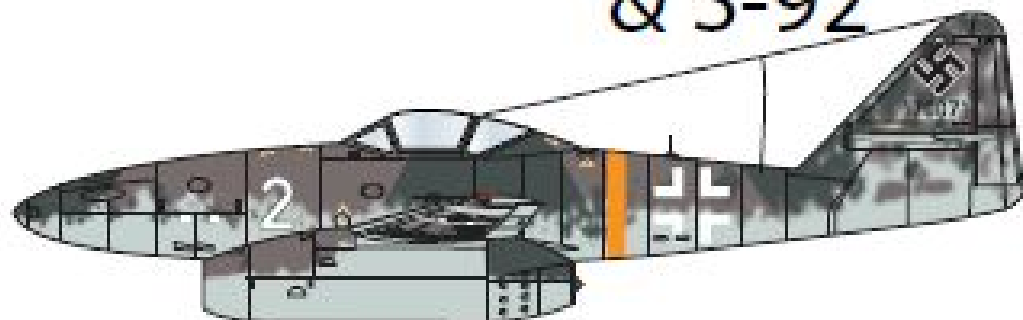


# Messerschmitt Me 262 A1a / U3 / A2a & S-92



For the best results these decals should be applied to a gloss surface such as provided by either Xtracolor or Xtracrylix paints. Cut out the decal required and soak in warm water until the decal is released from the backing paper. Wet the area to be decaled with MICRO SET which will help to eliminate air trapped under the decal and position the decal.

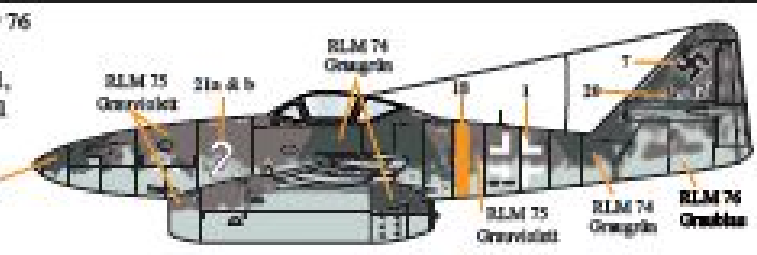
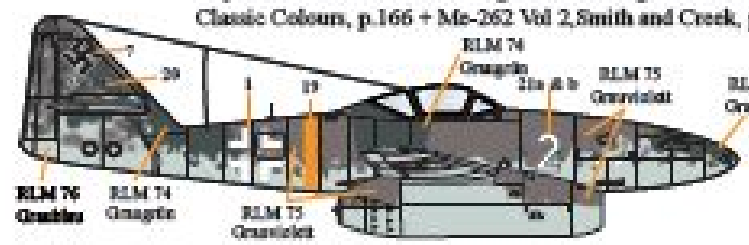
After 5 or 10 minutes wet the decal with MICRO SOL which will soften the decal and ensure that it settles down over any surface detail. Allow the decal to dry for at least 12 hours. During this time some wrinkling of the decal may occur, this is normal. Do not touch the decal at this time.

Carefully check for small air bubbles and if there are any prick with a needle and apply a drop of MICRO SOL. After all air bubbles have been eliminated and the decals are dry wash the entire model with water to remove any excess decal adhesive.

When completely dry the whole model should be sprayed with a coat of Xtracolor or Xtracrylix with a coat of Flat, Satin or Gloss varnish depending on the finish required.


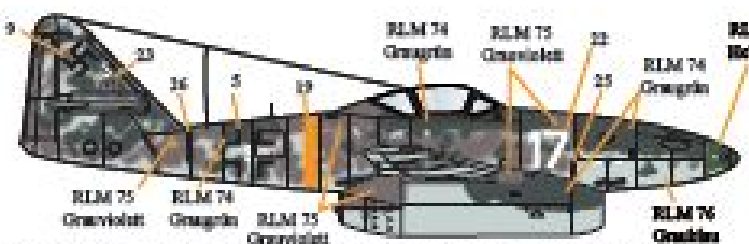
Store in a cool dry place, avoid sunlight, dampness or extremes of temperature and/or humidity.

Me 262 A1a W.Nr 170071 of Ekdo 2 in early RLM 74/75 over 76 scheme flown by Major Erich Hohagen, Lechfeld, Germany, July 1944. Luftwaffe Camouflage and Markings 1933-45 Vol 1, Classic Colours, p.166 + Me-262 Vol 2, Smith and Creek, p.261



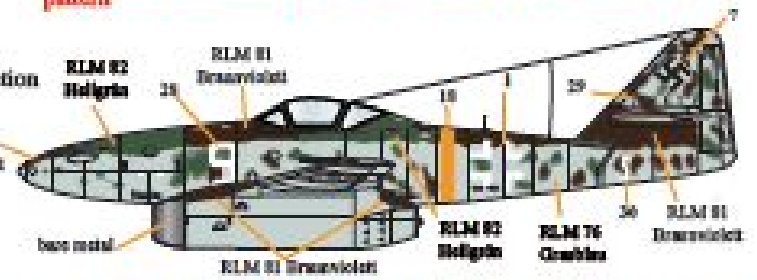
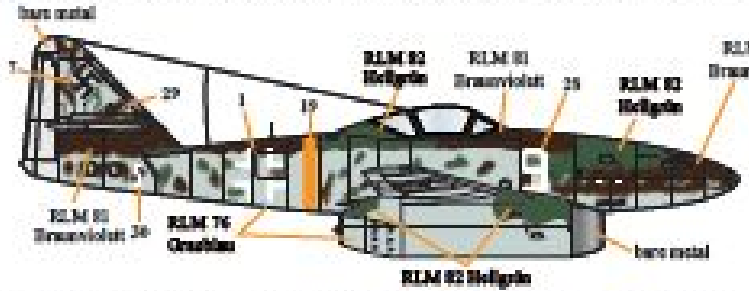
Modellers Note: Tail heavily mottled in RLM 74/75

Me 262 A1a W.Nr 110956 of Ekdo 2 in early RLM 74/75 over 76 scheme. Aircraft heavily mottled in RLM 74/75 with RLM 82 over 76 nose cone. Lower seam of nose and tail unit join taped over with black and blue tape. Götterdämmerung, Classic, p.68.



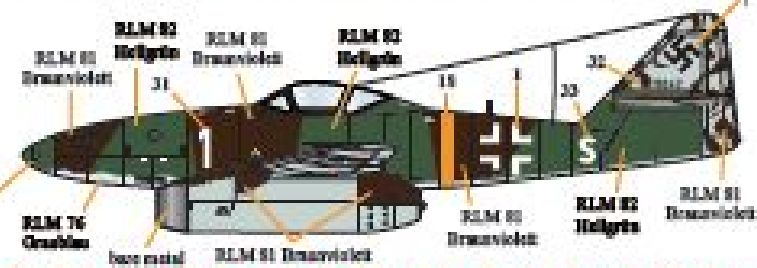
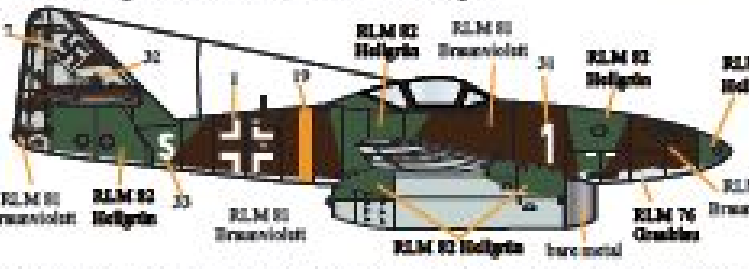
Modellers Note: nose has been repainted and nose cone replaced as has front and rear of left engine pod. Perhaps at the same time the usual style insignia common on 262's was changed to black outline style. Note that even though the scheme is the early colours the wing pattern is the latter pattern

Me 262 A1a W.Nr 111617 of II. EFG 2 flown at one time by Ofw. Zander. Aircraft in the revised RLM 81/82 over 76. Left side photo - Götterdämmerung, Classic, front cover + Me-262 Vol 5, Smith and Creek, p.321; right side - obey suction



Modellers Note: Left profile shows aircraft shortly after being changed from 'White 8' to '9,' right profile shows aircraft at war end with natural metal rudder and additional RLM 81 and 82 on the lower nose.

Me 262 A1a W.Nr 170047 in RLM 81/82 over 76 of Kommando Nowotny flown by Franz Schal at Hesepe, Germany, Nov 1944. RLM 81/82 extends all the way down fuselage and in common with most other Nowotny 262's has the subcontracted fin/rudder in the RLM 81/76 'Tadpole' stencil. Camouflage and Markings 1933-45 Vol 1, Classic Colours, p.68



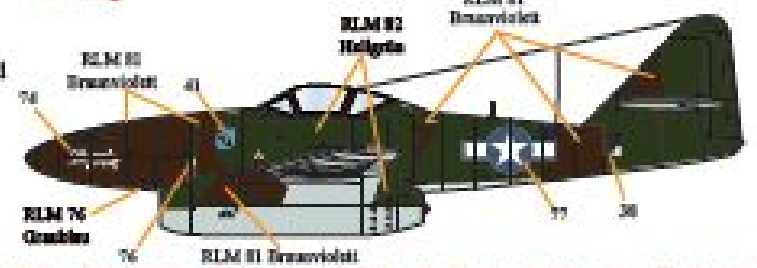
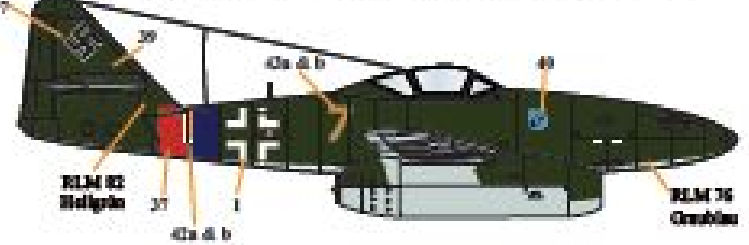
Modellers Note: An almost identical aircraft was found at the end of the war; to make that aircraft (which has no W.Nr on the 'Tadpole' fin) paint the engine fronts and use smaller 'S' as per 'White 17' but in same place as Schal's aircraft

Me 262 A1a W.Nr 110559 in RLM 81/82 over 76 of III./EFG 2 flown by Oblt. Heinz Bär, Lechfeld, Germany, Spring 1945. Luftwaffe at War, Greenhill, p.26



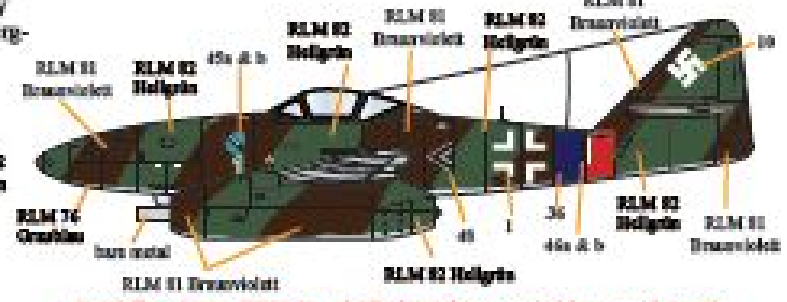
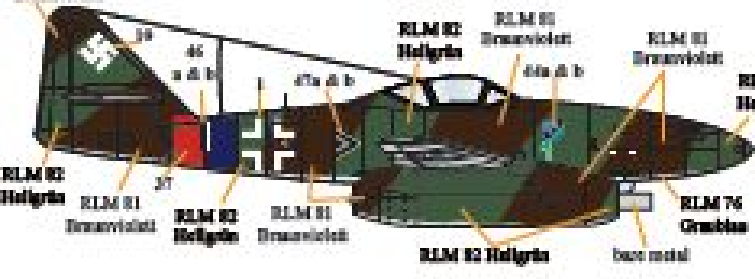
Modellers Note: solid RLM 82 tail fin/rudder with perhaps a little RLM 81 mottling

Me 262 A1a W.Nr 500491 appears in 'photo' - not NASM restoration - to be in over-all upper RLM 83 over 76. This aircraft of IV./JG 7 was flown by Obfw. Heinz Arnold who was killed on 17th April '45 flying another machine. Surrendered at Lechfeld on 8th May 1945 to US forces. All over 83 found on many IV 44 machines as well as White 5 of I./JG 7. War prizes, Midland Counties Publications, p.197. Me 262 the Production Log 1944-45. Classic, p. 176



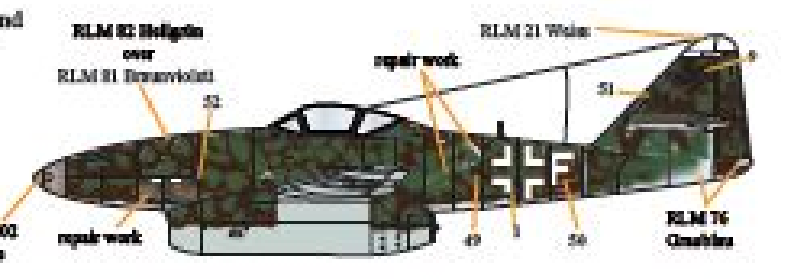

Modellers Note: Yellow 7 is equipped with racks for the R4M rockets. Right side profile before repainting; markings in same place on left side plus the unique kill markings that Arnold had applied (Decal 38). Left side profile shows machine at Lechfeld after surrender with much repainting having been done. JG 7 badge and kill marking not over painted

Me 262 A1a in RLM 81/82 over 76 of Stab III/KG 7 flown by commandeur Major Rudolf Sinner, Jan/Feb 1945, Brandenburg-Briest, Germany. Luftwaffe Im Focus, No.2, p.22-23



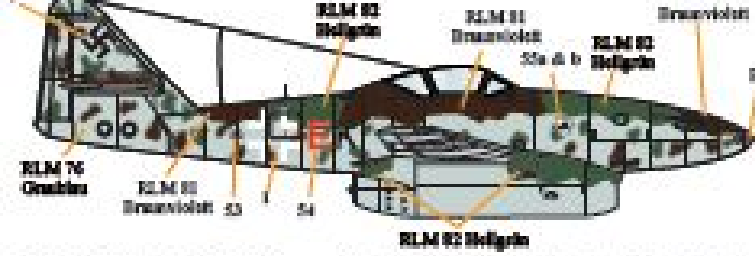
Modellers Note: W.Gr.21 missile launchers carried in natural metal

Me 262 A2a in RLM 82 blotches over an RLM 81 base coat of 1./KG (J) 51, found along motorway near Munich. Aircraft believed to have been transferred to JV 44. Left side photo - Luftwaffe Colours 1935-1945, Hikoki, p.182. Right side - http://www.modelforum.ca/viewtopic.php?p=52&t=80971 from ebay auction



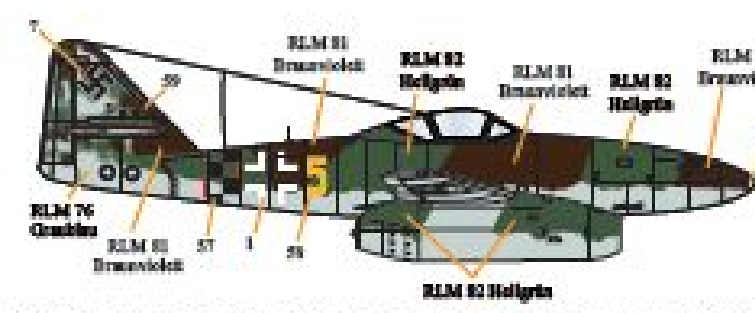
Modellers Note: Replacement nose cone in RLM 02 with light grey putty seams. Repair work evidence on left side under gun bay and forward of fuselage cross. Alter decal of white 'F' on right side

Me 262 A2a in RLM 81/82 over 76 of 2./KG (J) 54, Giebelstadt, Germany, May 1945. Left side photo - Luftwaffe at War, Greenhill, p.32. Right side - Strahljaeger Me262 im Einsatz, Transpress, p. 70



Modellers Note: Tail unit and wings not on fuselage in photos so conjecture only. RLM 81/82 sparse mottle over high RLM 76 demarcation

Me 262 A1a in RLM 81/82 over 76 of KG (J) 6 surrendered at Munich-Reim having flown from Saaz in Czechoslovakia on 8th May 1945. Left side photo - Luftwaffe at War, Greenhill, p.47. Right side - Camouflage and Markings 1933-45 Vol 2, Classic Colours, p.291



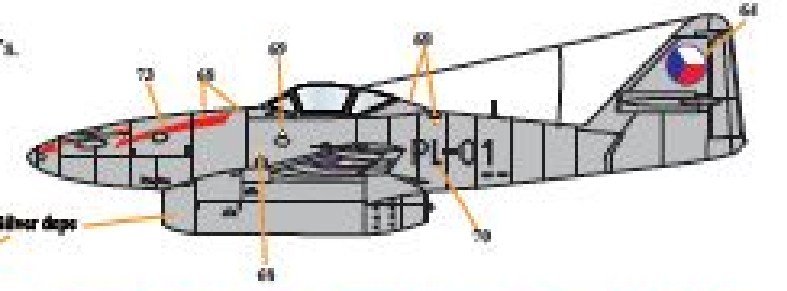
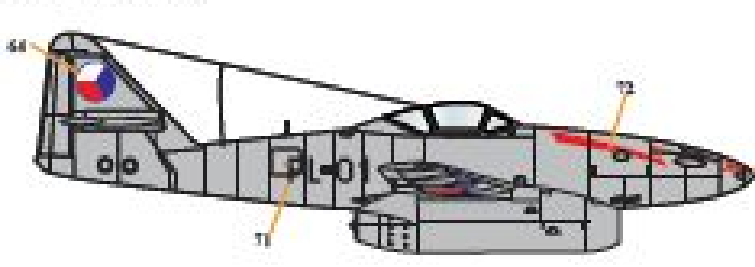
Modellers Note: Aircraft is rather incomplete, right side shows no red squares - just a few thin red lines ready to fill in. No fuel triangles applied either and W.Nr stencils not straight

Me 262 A1a/U3 White 34 of III./JG 2 based at Lechfeld, Germany in RLM 83 with perhaps some RLM 82 beneath over a base coat of RLM 76. Luftwaffe over Czech Territory - 1945 vol IV - JaPo p.107-114.




Modellers Note: Aircraft has been retrofitted back to a fighter configuration from its previous camera conversion. Wings are mostly in bare metal with sub-contracted parts in RLM 02 primer. Note extended trim tab on rudder

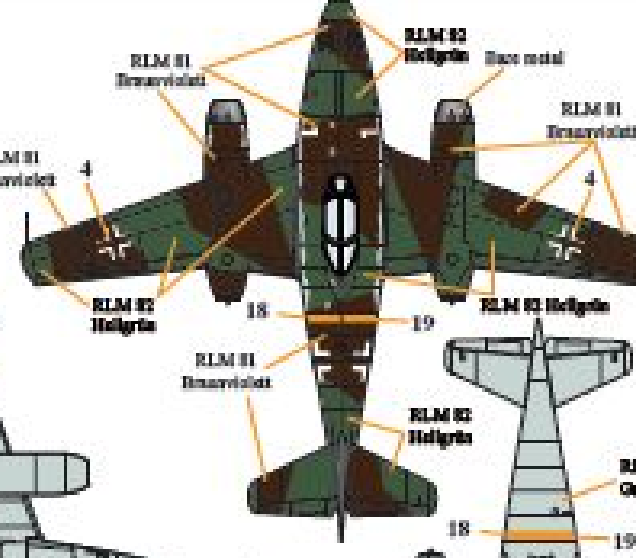
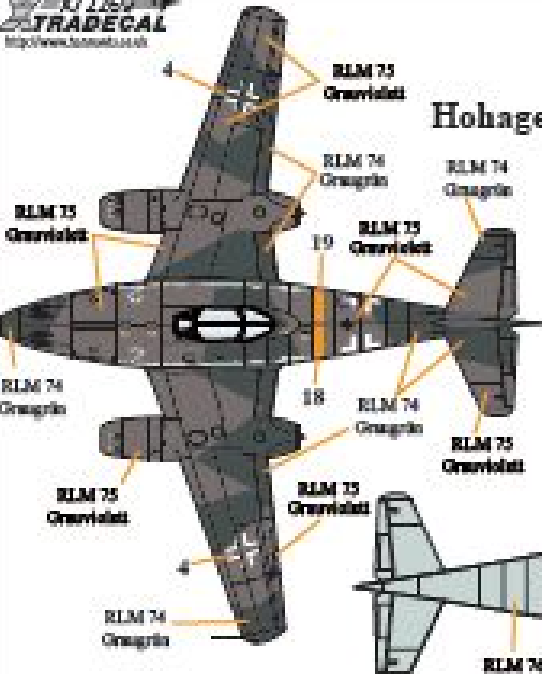
S-92 in silver dope of the Anti-aircraft establishment at Orlowoc, Moeavia, 1950's. Me 262, MBI, p.61



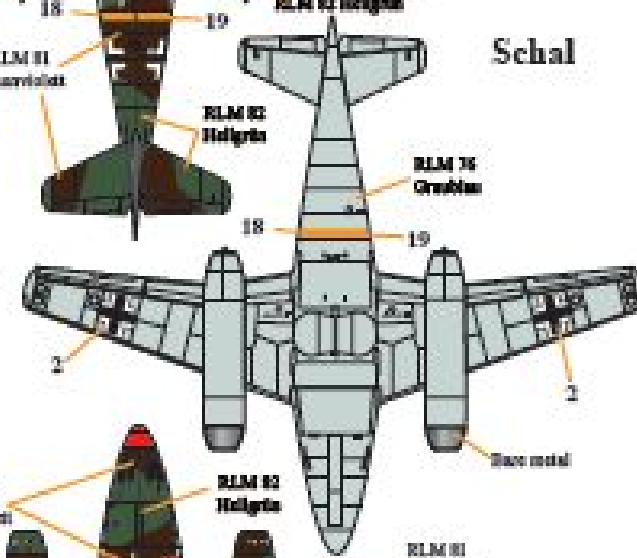
Modellers Note: Photos from internet show stencils limited to fuel and hydraulic stencils



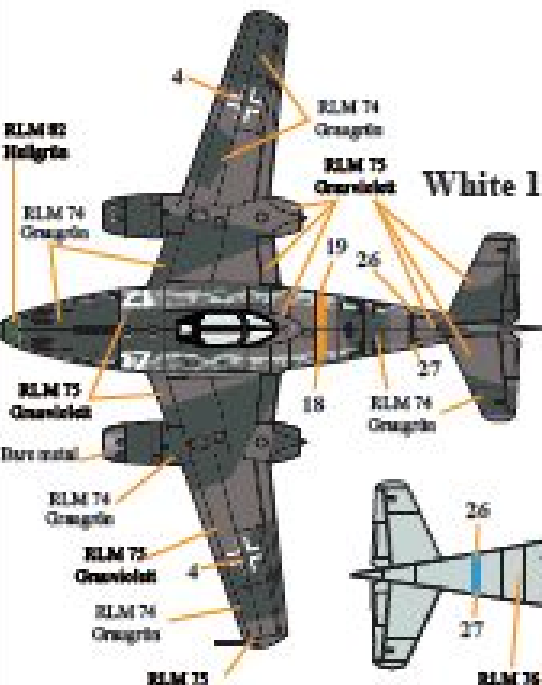
### Hohagen



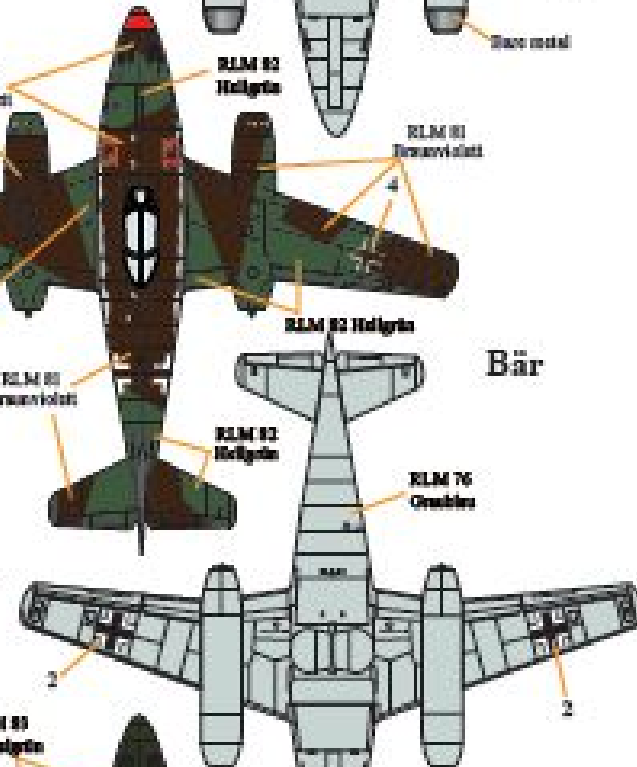
### Schal



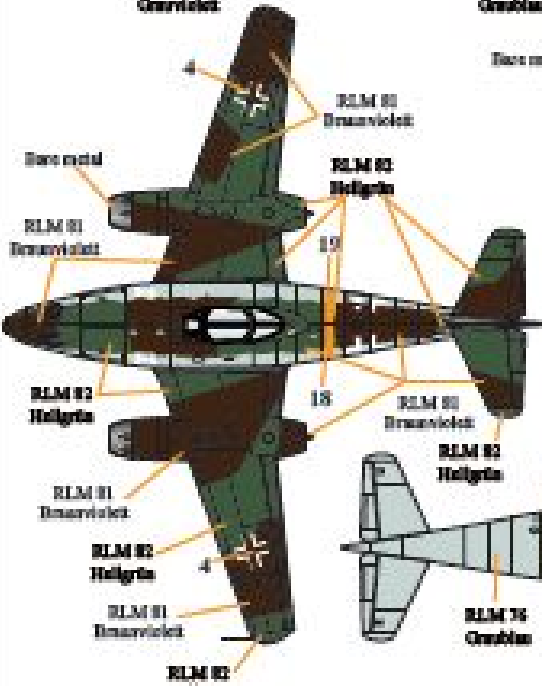
### White 17




### Bär

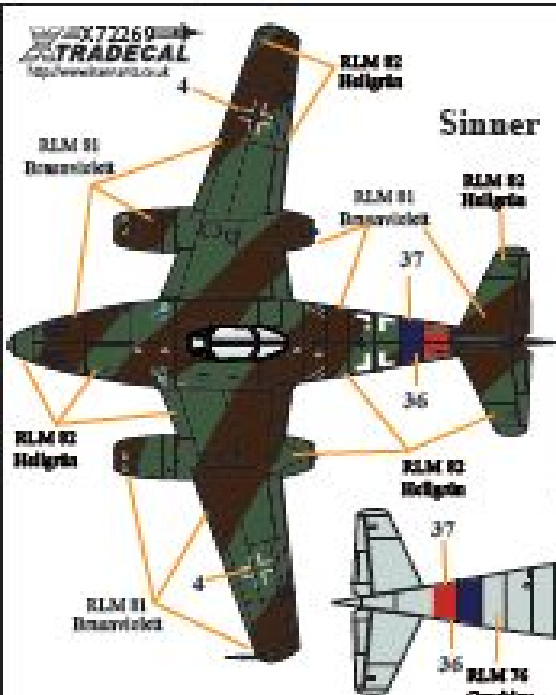


### White 9

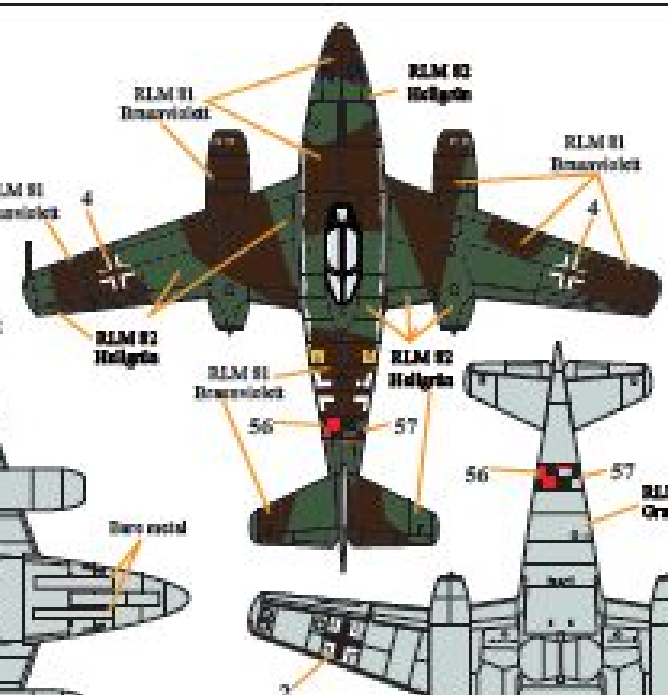


### Arnold

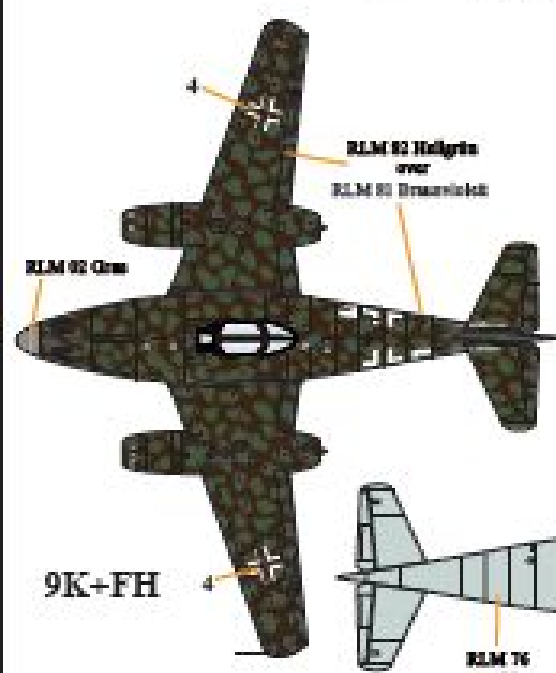




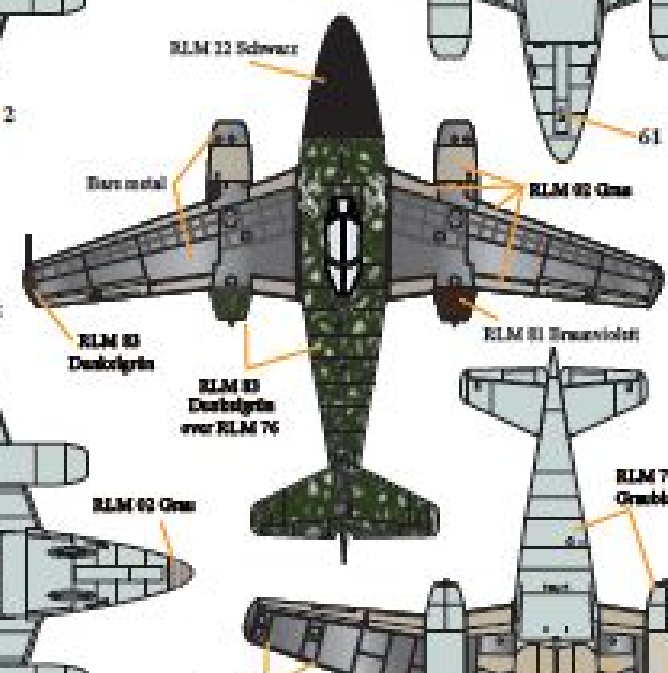
Sinner



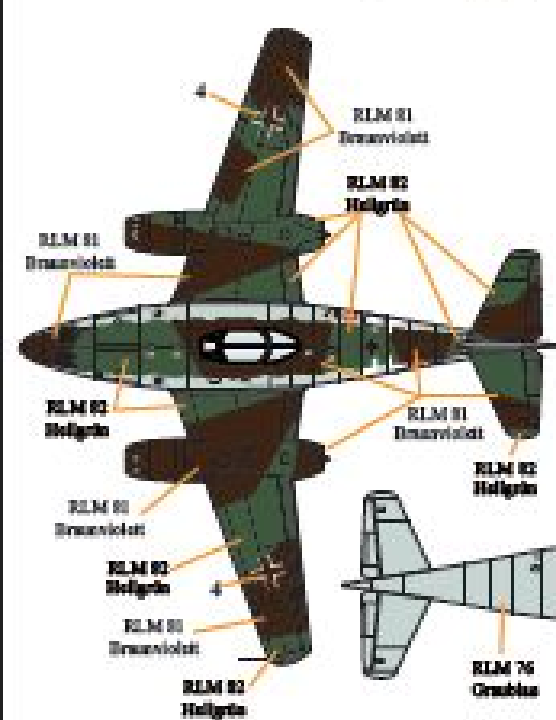
Yellow 5




9K+FH



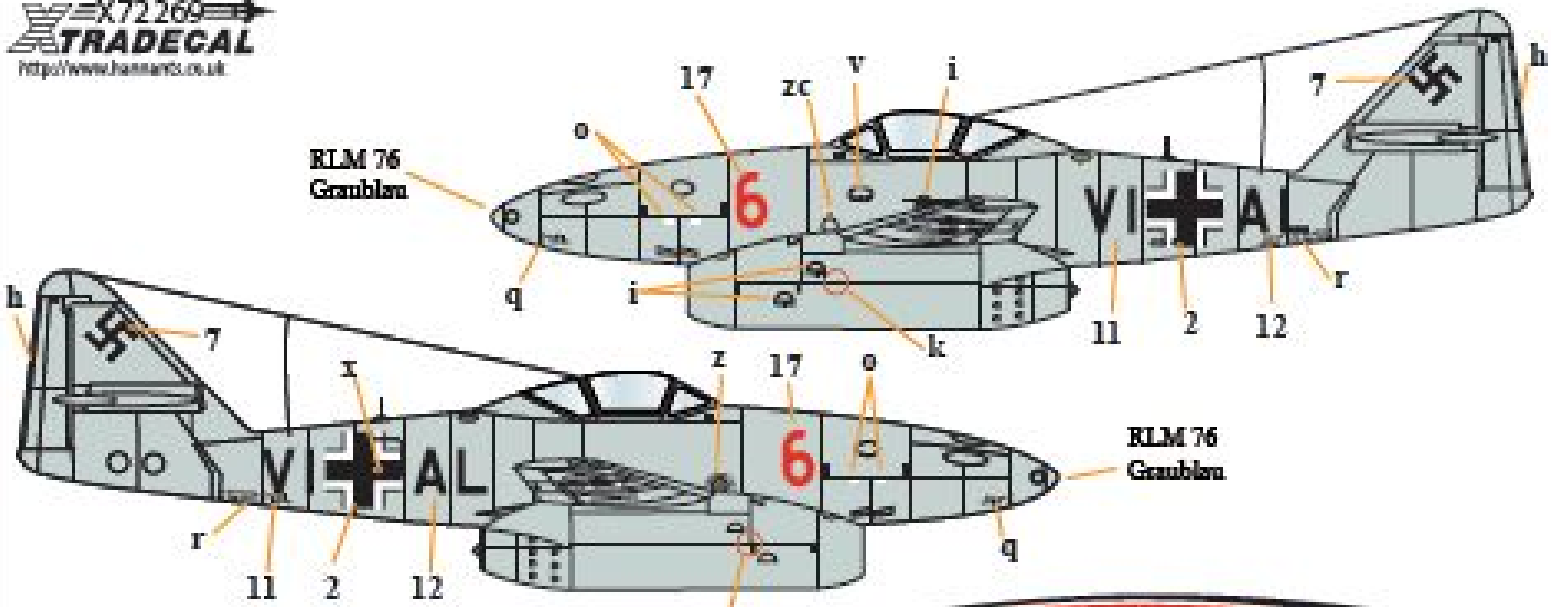
White 34



B3+EK



S-92

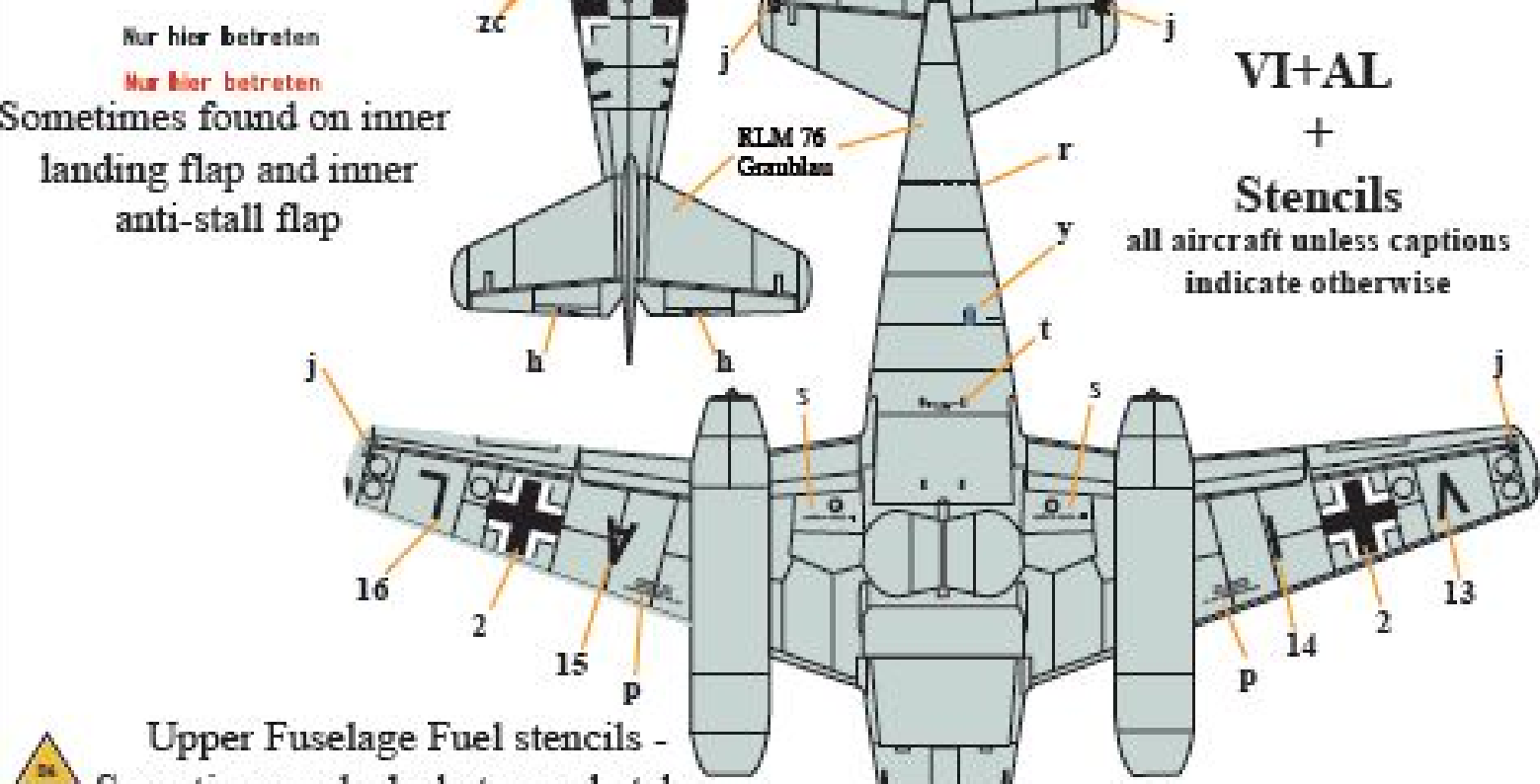



**Achtung!** \* Rad nicht fallen bevor Reifen luftleer \*



Nur hier betreten  
 Nur hier betreten  
 Sometimes found on inner landing flap and inner anti-stall flap

**VI+AL**  
 +  
**Stencils**  
 all aircraft unless captions indicate otherwise



 Upper Fuselage Fuel stencils -  
 Sometimes only 1x between hatches

Nur hier betreten  
 Nur hier betreten  
 Upper wing walkway -  
 Both colours used,  
 'White 17' has red