



**PD DECALS** 1/48 SCALE  
**JUNKERS JU88C N/F** 48 - 002

**IMPORTANT : PLEASE READ THE DIRECTIONS FIRST**

DIRECTIONS

Study the subject you wish to model closely, and be sure you have properly identified the decals you will require. Please note that this sheet covers Ju88C-2, C-4 and C-6 aircraft, and each type has its own particular characteristics.

Tweezers and a clean paint brush can be useful tools when applying decals. Decal setting solutions may also be used with this product, but their manufacturers directions must also be observed. Better results can be achieved by applying decals to a clean gloss surface, and using an appropriate clear paint over the top to achieve the required finish.

Some of these decals may produce a milky residue when wet prior to application. This should not produce any problems if our instructions are followed. Any milkiness should dry clear but it is recommended that any residue be cleaned off the model.

It is recommended that these decals be applied one at a time. Cut out the decal you wish to apply, dip into water, and put aside. When the decal slides freely on its backing paper, it is ready for application. The decal should be slid directly onto the model; wetting the area receiving the decal with water or setting solution will assist final positioning of the decal.

KITS AND PARTS

- Hobbycraft, Koster
- Airwaves - cockpit detail set, undercarriage
- Koster - canopies, detail parts

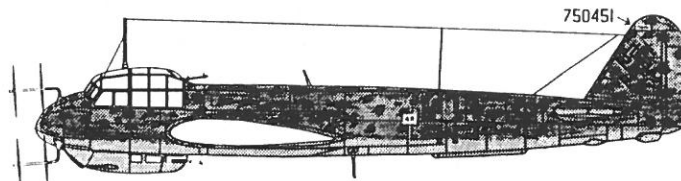
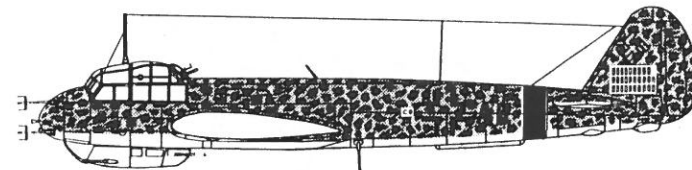
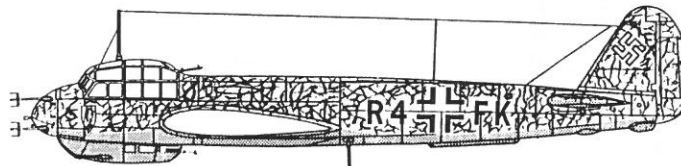
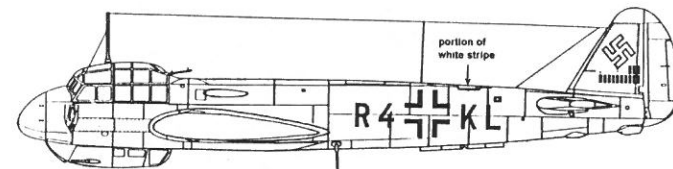
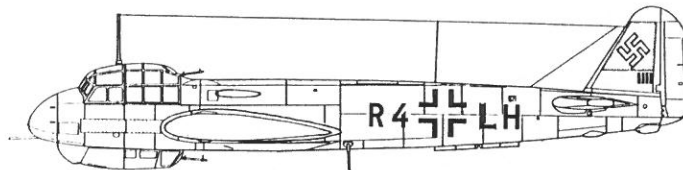
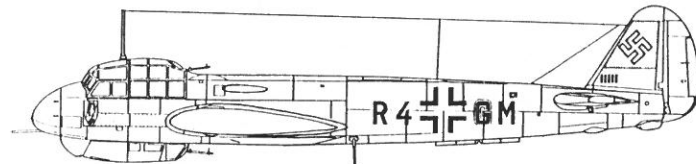
REFERENCES

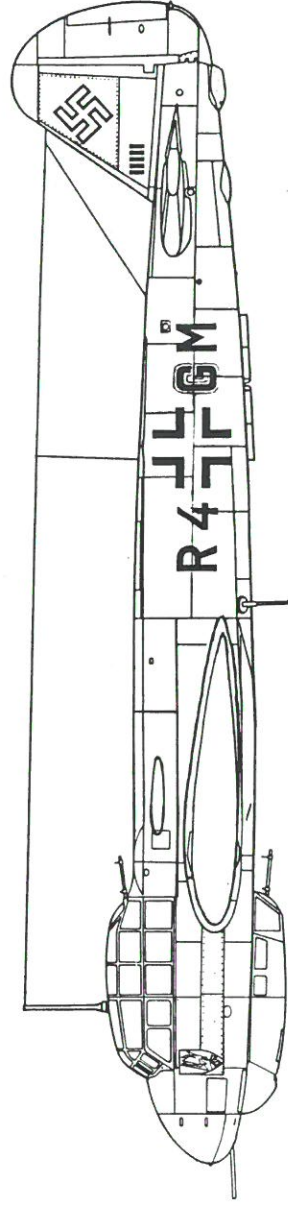
- 1) CONFOUND AND DESTROY, Martin Streetly, MacDonald and Janes, London, 1978.
- 2) FERNE NACHTJAGD, Mohlenbeck and Leihse, Motorbuch Verlag, Stuttgart, 1976
- 3) INTRUDERS OVER BRITAIN, Simon Parry, Air Research Publications, England, 1987
- 4) GESCHICHTE DER DEUTSCHEN NACHTJAGD 1917 - 1945, Gebhard Aders, Motorbuch Verlag, Stuttgart, 1978 (History of the German Night Fighter Force 1917 - 1945)
- 5) LUFTWAFFE RUDDER MARKINGS, Karl Ries, and Ernst Obermaier, Verlag Dieter Hoffmann, Mainz, 1970
- 6) JUNKERS JU88 in ACTION (PART 2), B. Filley, Squadron Signal Publications, Texas, 1991

The above references will be referred to in the instructions by their number.

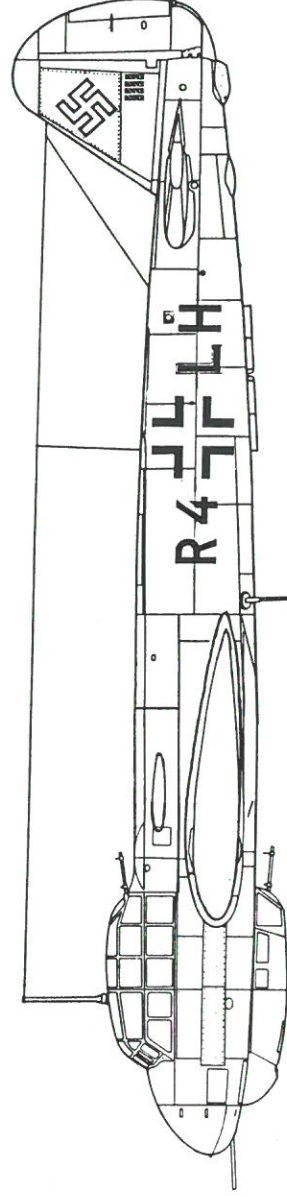
These decals were produced with the kind assistance of Mr. R. Guest

**Note : II/ZG26 emblems have been included on this sheet for those wishing to use the scheme included in the Hobbycraft kit. (Reference no. 6, pp. 17 and 29)**

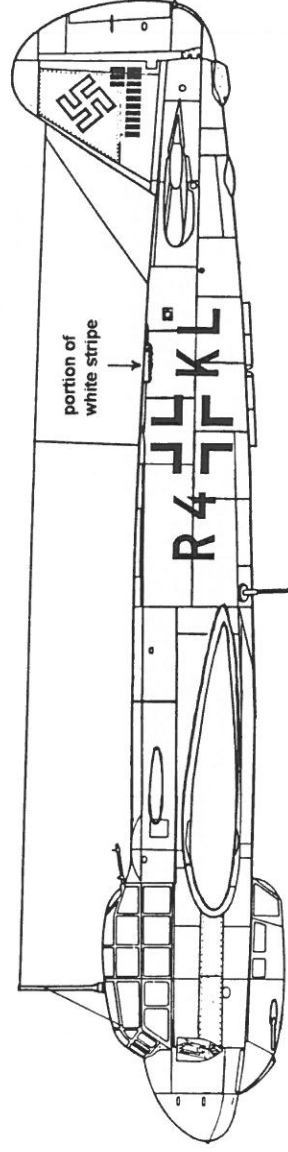




**A) Junkers Ju88C-2, Wk no. 0794, R4-GM, IV/NJG 2, June 1941**  
 0794 was flown by Oblt. Paul Bohn. He claimed 5 victories; a Wellington on 17 December 1940, a Whitley and a Wellington on 12 June, and Wellingtons on 22 and 26 June 1941. He was killed attacking a Whitley on 27 June 1941. His crew of Unteroffizier Lidner and Feldwebel Engmann were able to control the aircraft long enough to be able to bail out over France.  
**Finished in flat Black overall, with black/white crosses in 6 positions. Use kit underwing crosses with black outer lines removed. Apply white outline decal over the top of the "G". White outline swastika on fin is partly obscured by a wash of thinned black paint. England Blitz badges labelled "B" should be used.**  
**Note - it is likely that the front canopy mounted machine gun was removed.**  
**References : No.2 p.100; No. 3 pp.66, 67; No. 5 p.35**



**B) Junkers Ju88C-2, Wk no. 0845, R4-LH, I/NJG 2, August 1941**  
 0845 was flown by Hptm. Hulshoff, who claimed a total of eleven victories. These included a Hampden on 21 October 1940, a Wellington on 23 November, and a Blenheim and a Hampden on 8 April 1941. He was shot up in daylight by S/Ldr Stephen of 234 Squadron, after scrambling to intercept a Blenheim raid on 12 August 1941; he managed to crash land at Steenbergen with injuries to Oberfeldwebel Mayer and Unteroffizier Licht. Hulshoff was the commander of NJG 2 from 1 November 1941 to 31 November 1943.  
**Finished in flat Black overall, with black/white crosses in 6 positions. Use kit underwing crosses with black outer lines removed. Apply white outline decal over the top of the "L". White outline swastika on fin has been partly covered by a wash of thinned black paint.**  
**Note - front canopy mounted machine gun was removed.**  
**References : No. 2 pp. 97, 99; No. 3 pp.71, 72; No. 5 p. 64**



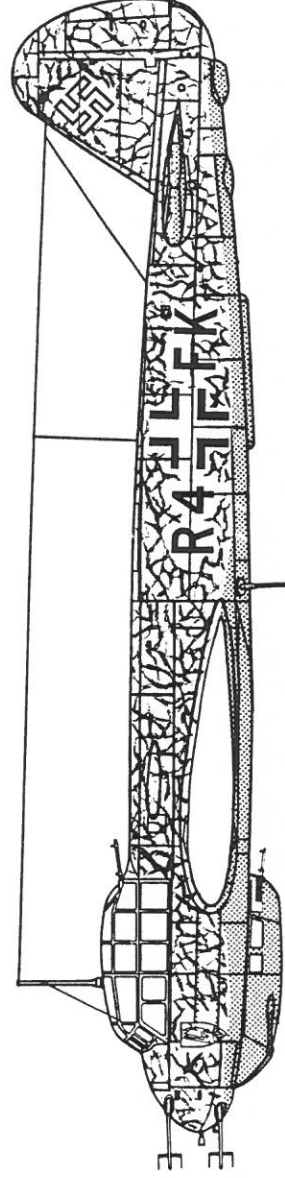
**C) Junkers Ju88C-4, R4-KL, I/INJG 2, July 1942**

Flown by Ofw Sommer, who claimed nineteen victories, including four Blenheims on 30 March 1941, a Beaufighter on 13 December 1941, and a Swordfish on 23 January 1942. R4-KL suffered a landing accident at Catania in August 1942.

**Finished in flat Black overall, with black/white crosses in 6 positions. Use kit underlying crosses with black outer lines removed. White outline swastika on fin. All national insignia has been heavily obscured by a wash of thinned black paint. A white stripe around the rear fuselage has been painted out so that only that portion on the top of the fuselage shows. Use England Blitz badges labelled "C".**

**Note : single rear machine gun canopy and fully shrouded exhausts were carried.**

**References : No. 2 p. 140**



**D) Junkers Ju88C-6, R4-FK, II/INJG 2, August 1942**

Flown by Lt. Rokker who claimed 64 victories and was awarded the Knights Cross with Oak Leaves. He claimed 56 of his victories in 1944/5. His more notable moments were the nights of 6/7 June 1944, when he claimed 5 victories, 21/22 February 1945, when he claimed 6 victories, and 15/16 March 1945 when he claimed a Mosquito.

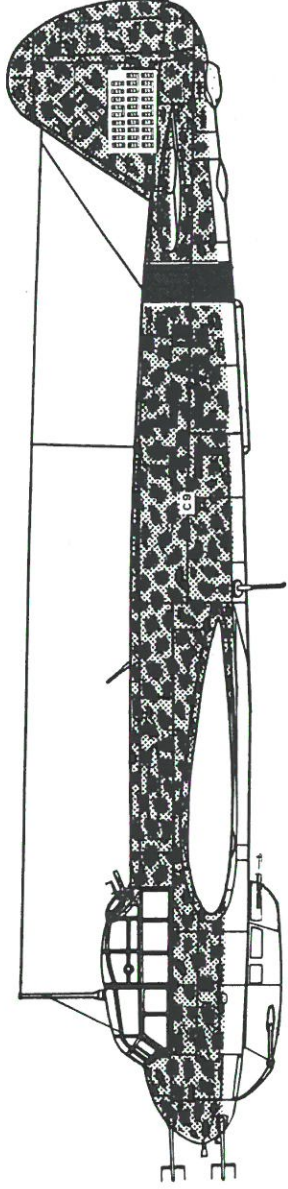
**Finished in Black with a Yellow 79 squiggle pattern on the upper surfaces, Blue 65 under surfaces. The spinners and canopy framing were also Black with Yellow 79 squiggle overspray. White outline fuselage and upperwing crosses and swastika. Use kit under wing crosses with black outer lines removed. Use England Blitz badges labelled "A" (with white bar at top).**

**Note : substantial exhaust staining on nacelles, only rear part of exhaust shroud carried.**

**Equipped with single rear machine gun canopy and FuG 212 radar.**

**References : No. 1 p. 263; No. 2 pp. 199, 200; No. 6 p. 21**





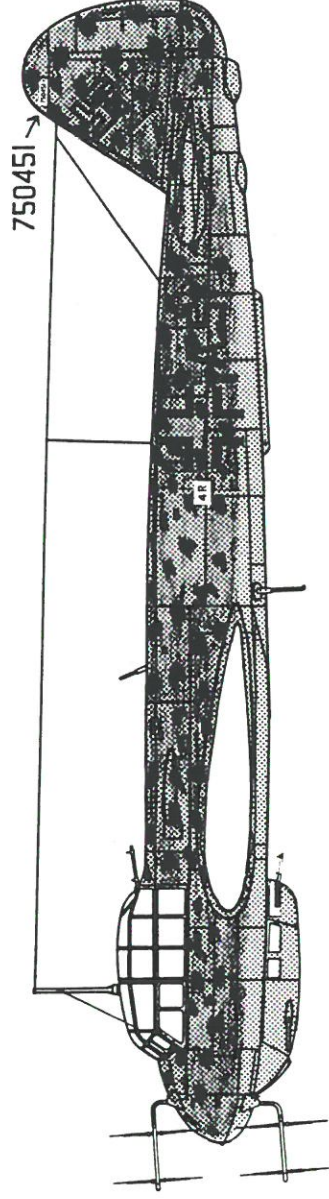
**E) Junkers Ju88C-6, C9-AE, IV/NJG 5, May 1943**

This aircraft was flown by Hptm Prinz Sayn-Wittgenstein, who was the second highest scoring night fighter pilot in 1943. In all, he claimed a total of 83 victories, was awarded the Knights Cross with Swords and Oak Leaves and at various times commanded IV/NJG 5, I/NJG 100, II/NJG 3 and II/NJG 2. He shot down six aircraft on 24/25 July 1943 when with IV/NJG 5, and again on 1/2 January 1944 when with II/NJG 2. He had shot down five aircraft on the night of 21/22 January 1944 when he in turn was shot down and killed by an allied nightfighter. He was at that time Commander of NJG 2.

Finished in Grey 76 overall with a heavily applied fine mottle of Grey 74 on the upper surfaces - overspray from the Grey 74 has darkened the Grey 76 between the fine mottle pattern. Lower surfaces are Black, as are the spinners. Yellow 04 rear fuselage band. White outline fuselage and upper wing crosses and swastika on the fin. No crosses were carried under the wings. Canopy framing was Grey 74.

Note : this aircraft was equipped with twin rear machine gun canopy, schrage musik and offset aerial, FuG 212 radar and the early style exhaust shrouding. Profile shows "C9" and kill markings on white patch for clarity only.

References : No. 4 ; No. 5 p. 97



**F) Junkers Ju88C-6, Wk no. 750451, 4R-AS, 8/NJG 2, 1943**

This aircraft was flown by Hptm Tober while he was with NJG 2. Tober claimed 10 victories, eight of these at night while with NJG 3 and NJG 4. He was appointed commanding officer of IV/NJG 3 on 5 March 1945, a position he held at wars end.

Overall Grey 76 with heavy Grey 75 overspray and sporadic Grey 74 mottle on upper surfaces. Grey 76 cockpit framing, mottled spinners. Fuselage and upper wing crosses and swastika are Grey 77 outline. Use kit under wing crosses with black outer lines removed.

Note : Equipped with FuG 220 radar, fully shrouded exhausts, single rear machine gun canopy, schrage musik and offset aerial. Profile shows "4R" and Werk number (750451) on white patch for clarity only.

References : No. 6 pp. 24, 29

R 4 G M R 4 G M

R 4 L H R 4 L H

R 4 K L R 4 K L

R 4 F K R 4 F K

WINGS (UPPER)

4R


4R

75045I

75045I

J L J L  
T T T T

E E C 9  
E E C 9



FUSELAGE

