




# Junkers Ju 87B Stuka



1. Apply gloss cote to model surface
2. Cut out the needed detail from the sheet.
3. Submerge the decal completely in lukewarm water for 25 sec.
4. Put the wet decal on-plotting base and allow it soften completely.
5. Place the decal together with the base paper on the model. We recommended use decal solutions(Setter, Softer)Keep paper by tweezers and remove decal carefully to model surface. In case that the decal was placed incorrectly, add water with a brush on the border of the decal.
6. If the decal is located on the right place, press it with a soft cloth to eliminate all water and air bubbles.
7. Allow the decal dry well.



Czech Republic

[http:// www.roposmodels.cz](http://www.roposmodels.cz)

[http:// www.mn-modelar.cz](http://www.mn-modelar.cz)

Email :[roposmodels@gmail.cz](mailto:roposmodels@gmail.cz)

MADE IN CZECH REPUBLIC

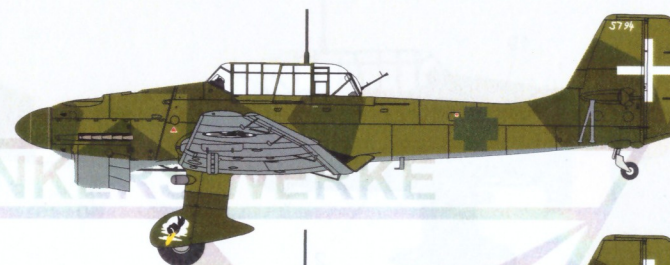


# Junkers Ju 87B Stuka




## Stuka in the Regia Aeronautica

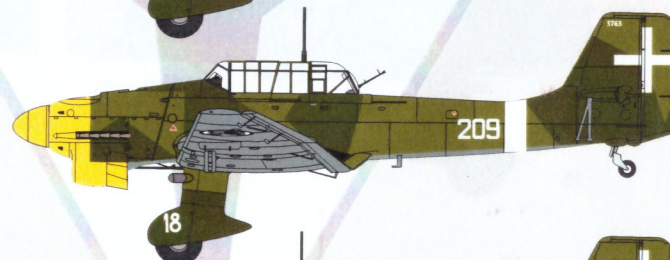
Junkers Ju87B-2, W.Nr.5794,  
236th Squadriglia, 96° Gruppo  
autonomo bombardamento a  
tuffo, Comiso, Sicily,  
September 1940




Junkers Ju87B-2, flown by  
commander Capitano Raul  
Zucconi, 101° Gruppo autonomo  
bombardamento a tuffo, 1940



Junkers Ju87B-2, W.Nr.5763,  
209/18, 209th Squadriglia, 101°  
Gruppo autonomo bombardamento  
a tuffo, Derna, Libya,  
late summer 1940



Junkers Ju87B-2, 208/4,  
208th Squadriglia, 101° Gruppo  
autonomo bombardamento  
a tuffo,  
Sicily, April 1941

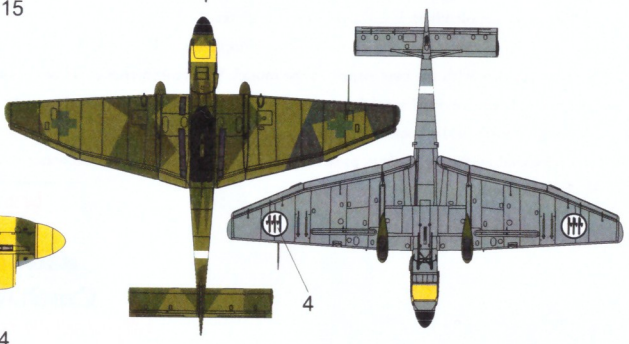
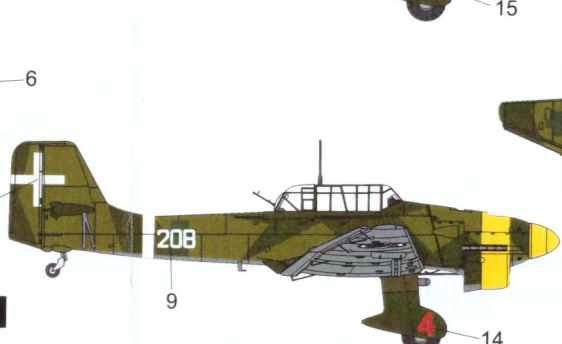
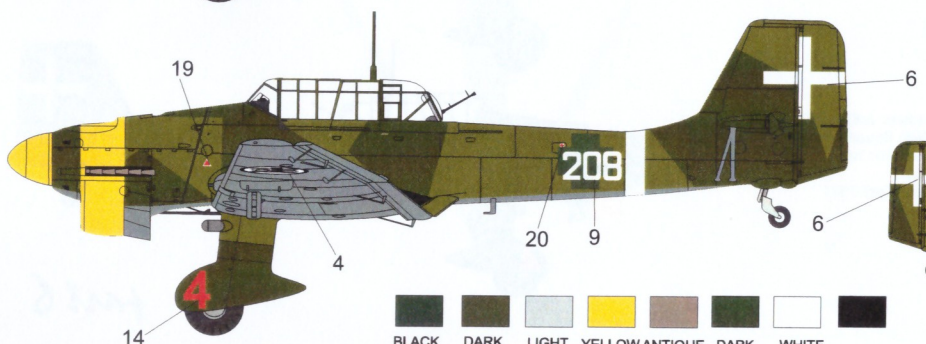
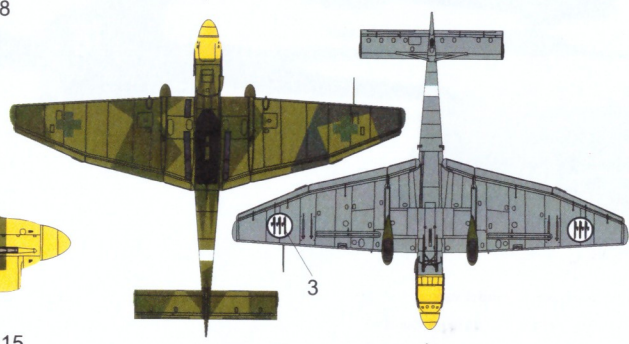
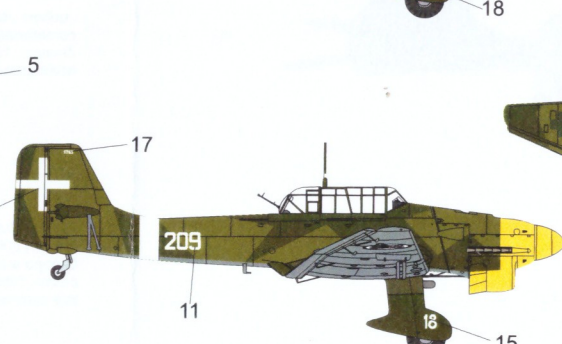
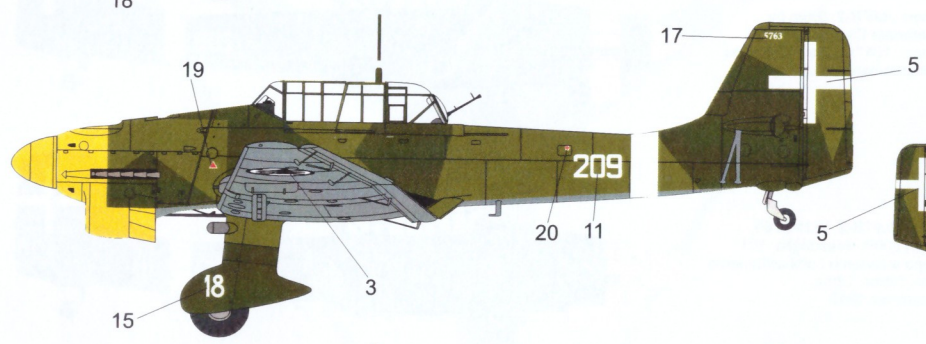
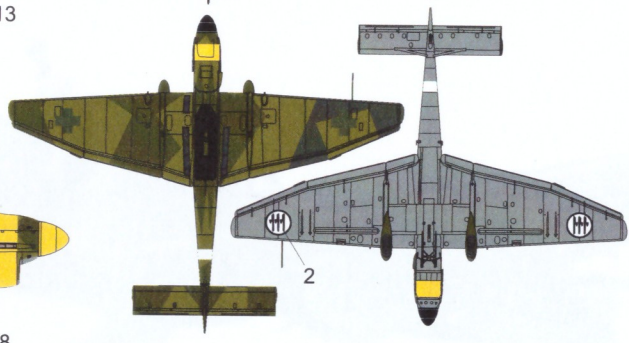
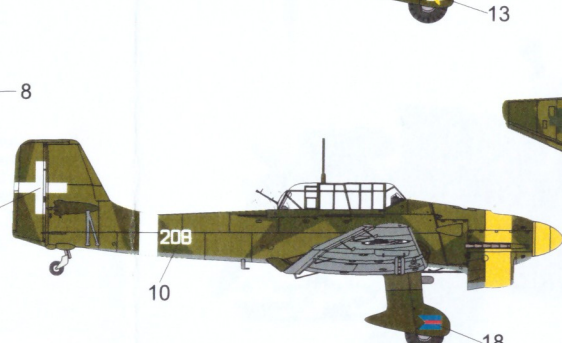
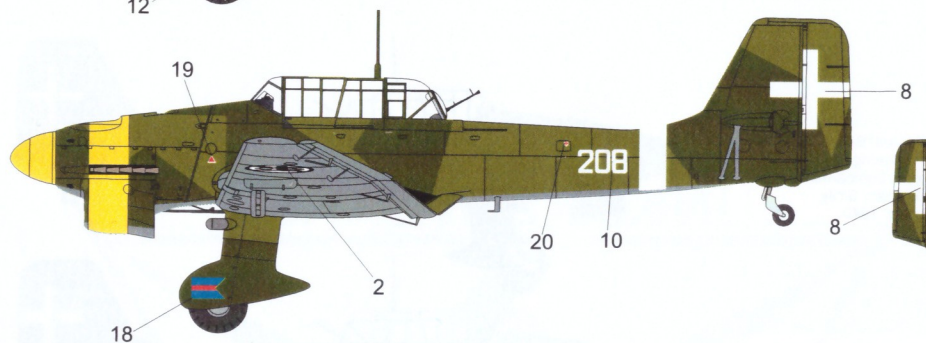

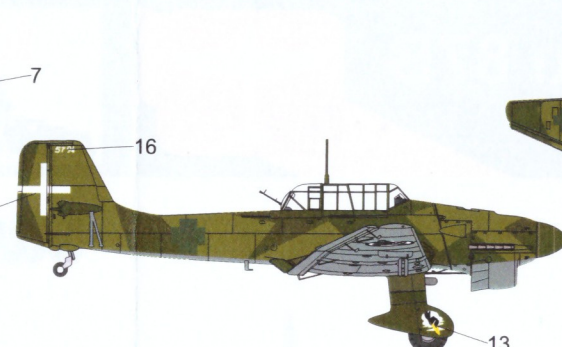
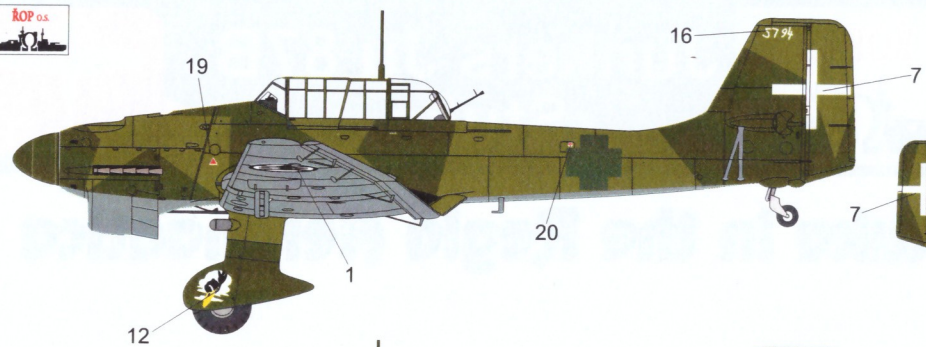


part 6

Limited series only 200 pcs!

1/72 MNFD L72049





- |        |            |             |        |                |                        |       |  |
|--------|------------|-------------|--------|----------------|------------------------|-------|--|
|        |            |             |        |                |                        |       |  |
| BLACK  | DARK GREEN | LIGHT GREEN | YELLOW | ANTIQUE BRONZE | DARK GREEN             | WHITE |  |
| RLM 70 | RLM 71     | RLM 65      | RLM 04 |                | (VERDE OLIVA SCURO II) |       |  |