


AeroMaster™

Too Little, Too Late

Part I Fw 190D-9's



Suggested Kit: Hasegawa 1/72 scale Fw 190D-9

12982 SW 132nd Ave • Miami, Florida 33186 • USA •
Tel. (786) 293-0411 • Fax (786) 293-5822

Part I Fw 190D-9's

Fw-190D-9 of IIJG301, Straubing, Bavaria, Spring, 1945. RLM 83 Dunkelgrün and RLM 75 Grauviolett over RLM 76 Lichtblau — with very light fuselage, and moderate fin-and-rudder mottling. Black spinner with White spiral. Reference 5, page 4 shows the style of the #5 on Blue 15. W/Nr. unknown. A fictitious number has been provided in case you want to use it. Your choice.

Very Dirty appearance on these A/C specially around the exhaust/ fuselage area.



Focke-Wulf Fw-190D-9 of IIJG6, Fürth, Germany, Spring, 1945, with unusual rank and tactical markings. RLM 83 Dunkelgrün and RLM 75 Grauviolett over RLM 76 Lichtblau with a sparse mottling of RLM 83 Dunkelgrün on the fin and rudder. Black spinner. Fuselage extension was Natural Metal, heavily spotted with a Dark Gray, or perhaps there was a Reich Defense band, overpainted with a dark color. Ref. 6, back cover.



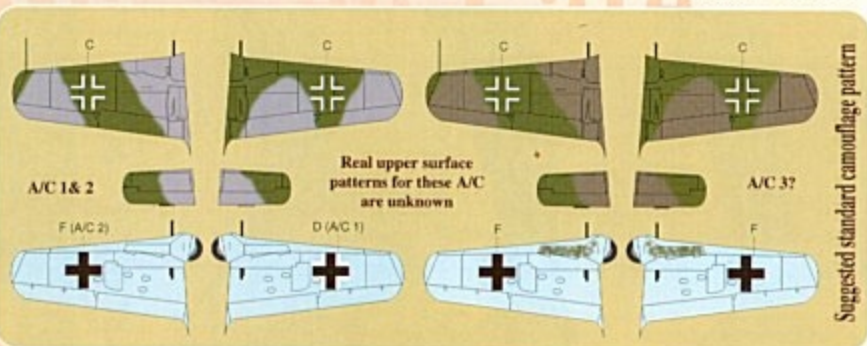
Focke-Wulf Fw-190D-9 of IIJG26 abandoned at Celle, Spring, 1945. This aircraft appears to wear an unusual scheme of RLM 83 Dunkelgrün and RLM 81 Brunviolett (not RLM 75) over RLM 76 Lichtblau. Black spinner with white spiral. Notice splotches on L. G. covers, possibly RLM 83. Ref. 5 page 2; Ref. 1 page 77, back cover.

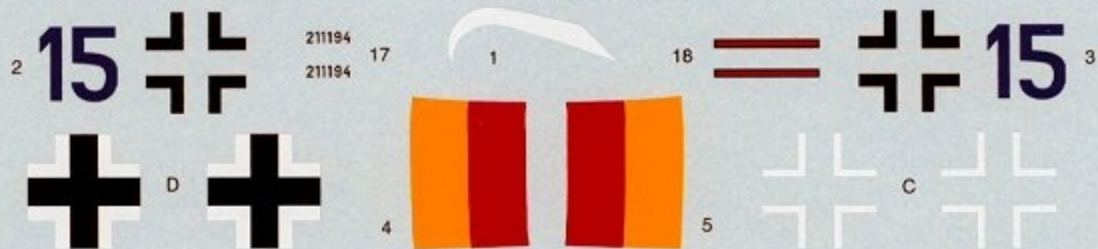


Copyright © 08/2003

NOTE:

Two full sets of stencils for the Fw-190 A/F/D are provided. Looking at pictures of these late war A/C, they do not seem to have all stencils applied. We are supplying you two sets in the hope that you find them useful perhaps when completing a future BMW powered bird. Happy Modelling.





PRINTED BY CARTOGRAF MADE IN ITALY

