

colour guide

COLOUR	FS	HU	MM
♦ A Aluminium	-	56	1781
♦ B Dark Grey	36118	125	1723
♦ C P.R.U. Blue	35164	124	2061
♦ D Black	37038	33	1749
♦ E Red	31136	60	1550
♦ F White	37875	34	1768
♦ G Yellow	33538	154	1708
♦ H Sky (Beige Green)	34504	90	1722
♦ J Light Grey	36375	127	1728
♦ K Blue	35056	25	1510
♦ L Dark Green	34079	116	1710
♦ M Light Grey	36495	147	1732

- Main rotors are omitted from side views for clarity.
- Engine exhausts are gunmetal.
- All plans are in 1/100th scale.



- Apply decals only on smooth and glossy surfaces.
- Carefully cut the decal that you need from the sheet.
- Dip in clean water for about 10s.
- After that lay it over absorbent paper towel for 30s.
- Apply the setting solution to the desired area.
- Slide the decal from the paper using a soft paintbrush.
- After 5min apply the solvent solution and wait overnight.
- Wash the kit and later apply the final coat.

Sources: Lift Here! Team Archive ©2010 Lift Here! Decals

Contact e-mail: lifthereserbia@gmail.com
 For more informations visit: <http://lifthere.atspace.com>

c-choppa

FIVE YUGOSLAV MARITIME HELICOPTERS

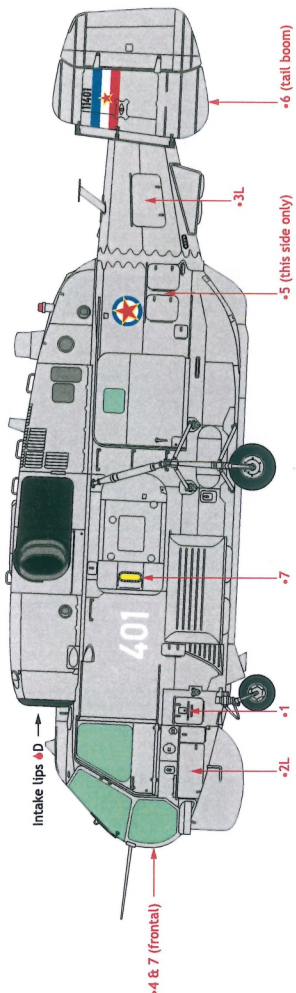



757-LH

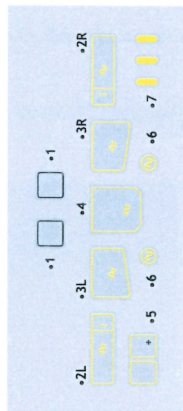

made in serbia



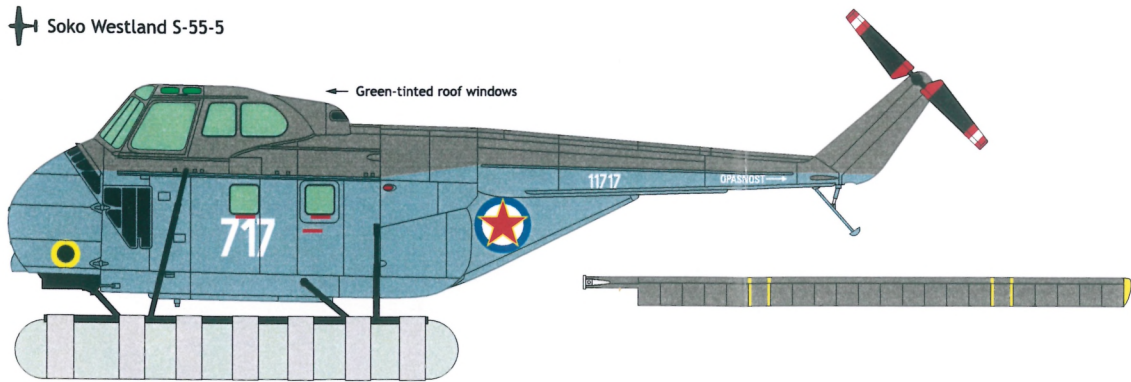
LIMITED
1/72
EDITION



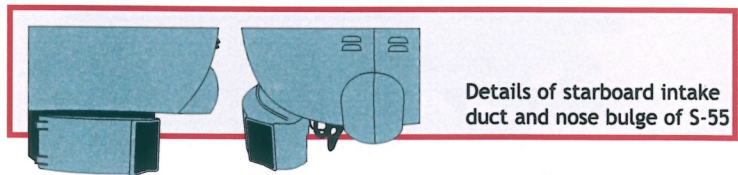
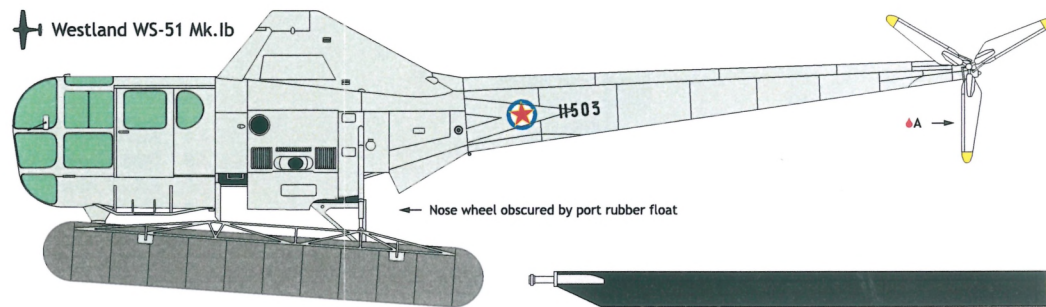
 Kamov Ka-28 (HP-46)



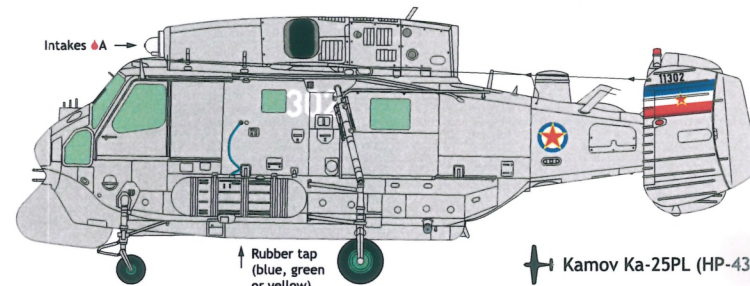
✈ Soko Westland S-55-5



✈ Westland WS-51 Mk.1b

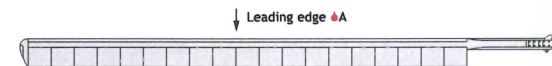
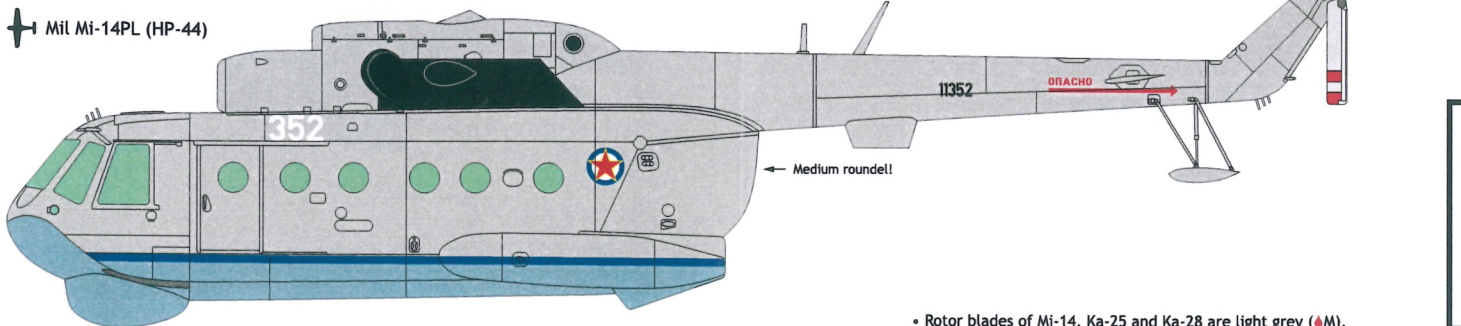


Details of starboard intake duct and nose bulge of S-55



✈ Kamov Ka-25PL (HP-43)

✈ Mil Mi-14PL (HP-44)



Leading edge A

A	B	C	D
E	F	G	H
J	K	L	M

• Rotor blades of Mi-14, Ka-25 and Ka-28 are light grey (A-M).