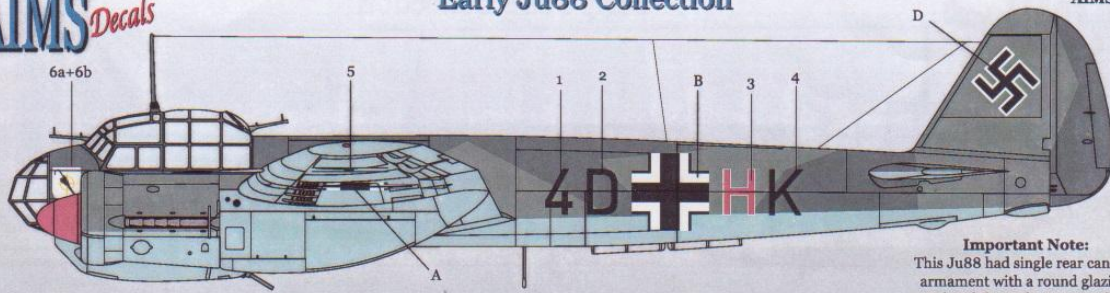


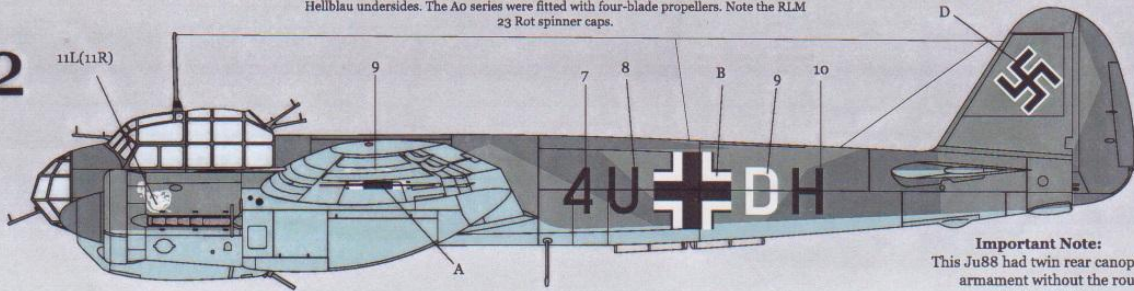
1



Ju 88 A0, 4D+HK of 2. Staffel, 1. Gruppe, KG30, photographed in Norway.
Standard splinter pattern of RLM 70 Schwarzgrun, RLM 71 Dunkelgrun over RLM 65 Hellblau undersides. The A0 series were fitted with four-blade propellers. Note the RLM 23 Rot spinner caps.

Important Note:
This Ju88 had single rear canopy armament with a round glazing panel and the early wing tip shape.

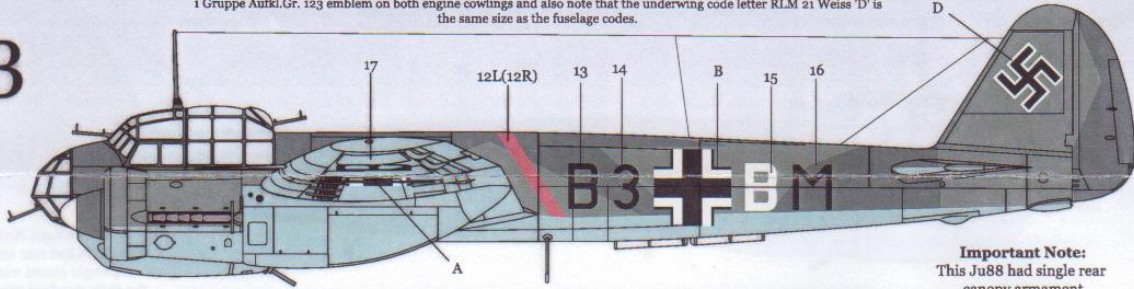
2



Ju 88 A1(F), 4U+DH of 1. Staffel, 1. Gruppe, Aufkl.Gr 123, Photographed in France during The Battle of Britain.
Standard splinter pattern of RLM 70 Schwarzgrun, RLM 71 Dunkelgrun over RLM 65 Hellblau undersides. Note the 1. Staffel, 1 Gruppe Aufkl.Gr. 123 emblem on both engine cowlings and also note that the underwing code letter RLM 21 Weiss 'D' is the same size as the fuselage codes.

Important Note:
This Ju88 had twin rear canopy armament without the round glazing panels and the early wing tip shape.

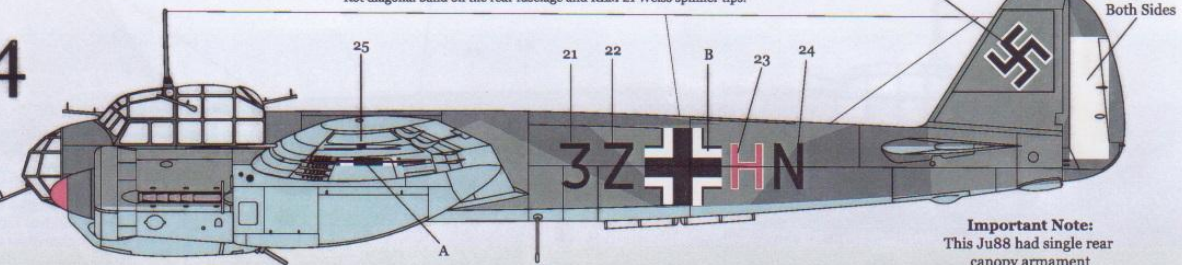
3



Ju 88 A1, B3+BM of 4. Staffel, 2. Gruppe, KG 54. Photographed sometime after it had belled in on a Sussex farm after combat on 27 August 1940.
Standard splinter pattern of RLM 70 Schwarzgrun, RLM 71 Dunkelgrun over RLM 65 Hellblau undersides. Note the RLM 23 Rot diagonal band on the rear fuselage and RLM 21 Weiss spinner tips.

Important Note:
This Ju88 had single rear canopy armament with a round glazing panel and the early wing tip shape.

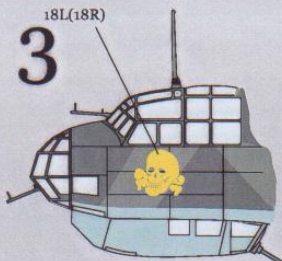
4



Ju 88 A1, 3Z+HN of 5. Staffel, 2. Gruppe, KG 77. Photographed at Laon-Athies, France. Piloted by Staffelkapitan Gunther Zetzsc.
This Ju 88 was shot down into the English Channel with the loss of all lives on 27 September 1940.
Standard splinter pattern of RLM 70 Schwarzgrun, RLM 71 Dunkelgrun over RLM 65 Hellblau undersides. Note the RLM 21 Weiss rudder and upwing bars. Also of note are the RLM 23 Rot spinner tips.

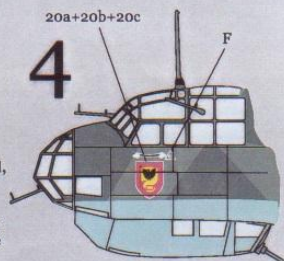
Important Note:
This Ju88 had single rear canopy armament with a round glazing panel and the early wing tip shape.

3



Ju88 A1, B3+BM of 4. Staffel, 2 Gruppe KG 54.
Placement of the 4. Staffel, 2 Gruppe KG 54 emblem which is placed on both forward fuselage sides.

4



Ju88 A1, 3Z+HN of 5. Staffel, 2 Gruppe KG 77.
Placement of the 5. Staffel, 2 Gruppe KG 77 emblem which is placed on both forward fuselage sides.

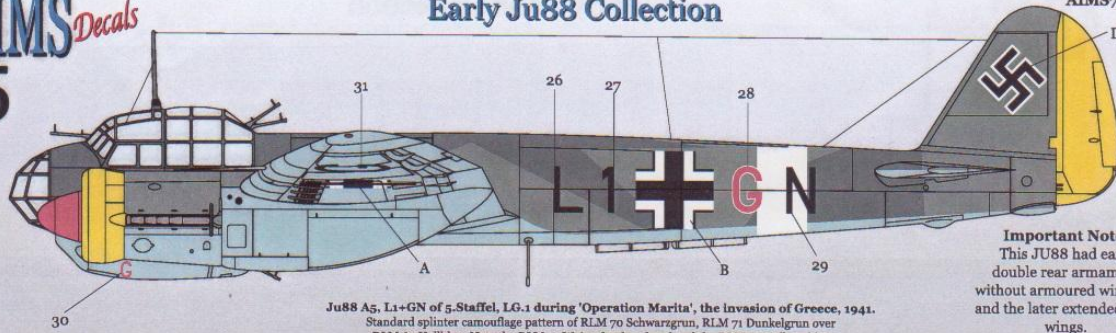
RLM 21 Weiss Xtracolor X205 Lifecolor LC01 Modelmaster 1768 Humbrol 14 Tamiya XP2	RLM 23 Rot Xtracolor X227 Lifecolor LC06 Modelmaster 1393 Humbrol 112 Tamiya N/A	RLM 65 Hellblau Xtracolor X201 Lifecolor UA01 Modelmaster 1362 Humbrol 56 Tamiya N/A	RLM 70 Schwarzgrun Xtracolor X204 Lifecolor UA01 Modelmaster N/A Humbrol N/A Tamiya XP27	RLM 71 Dunkelgrun Xtracolor X205 Lifecolor UA02 Modelmaster 1750 Humbrol 118 Tamiya XP66	RLM 04 Gelb Xtracolor X213 Lifecolor UA140 Modelmaster 1708 Humbrol 164 Tamiya N/A

Artwork & Decal Design by
Jon Freeman
warhawk@blueyonder.co.uk

Early Ju88 Collection

AIMS72-001

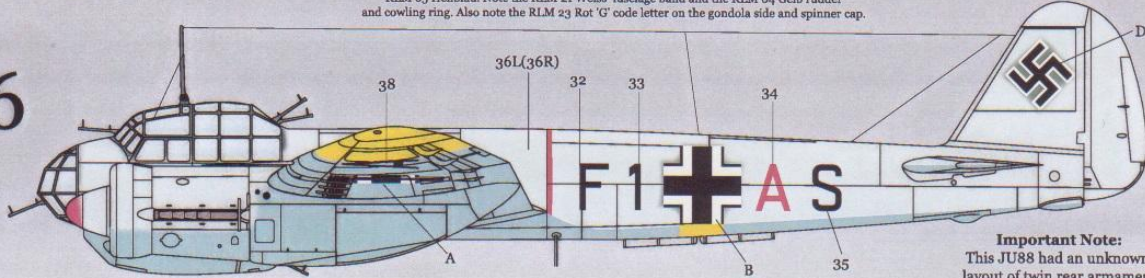
5



Ju88 A5, L1+GN of 5. Staffel, LG.1 during 'Operation Marita', the invasion of Greece, 1941.
Standard splinter camouflage pattern of RLM 70 Schwarzgrun, RLM 71 Dunkelgrun over RLM 65 Hellblau. Note the RLM 21 Weiss fuselage band and the RLM 04 Gelb rudder and cowling ring. Also note the RLM 23 Rot 'G' code letter on the gondola side and spinner cap.

Important Note:
This JU88 had early double rear armament without armoured windows and the later extended span wings.

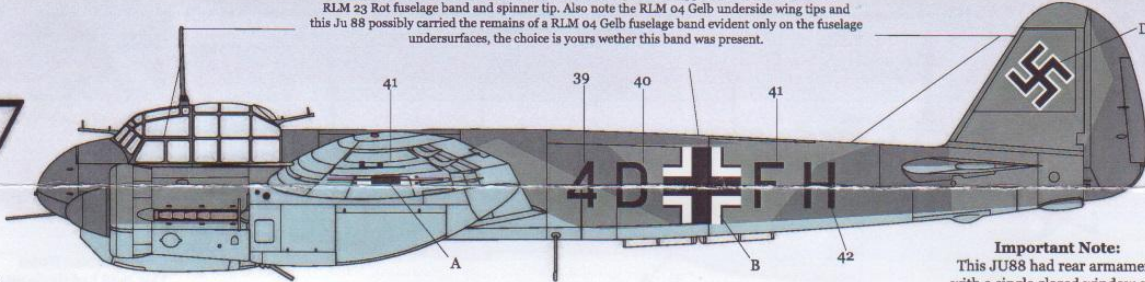
6



Ju88 A5, F1+AS of 8. Staffel, KG76 based in Russia, Winter 1941-1942.
Standard splinter camouflage pattern of RLM 70 Schwarzgrun, RLM 71 Dunkelgrun over RLM 65 Hellblau with an overpaint of White distemper on all uppersurface areas. Note the RLM 23 Rot fuselage band and spinner tip. Also note the RLM 04 Gelb underside wing tips and this Ju 88 possibly carried the remains of a RLM 04 Gelb fuselage band evident only on the fuselage undersurfaces, the choice is yours whether this band was present.

Important Note:
This JU88 had an unknown layout of twin rear armament and the later extended span wings.

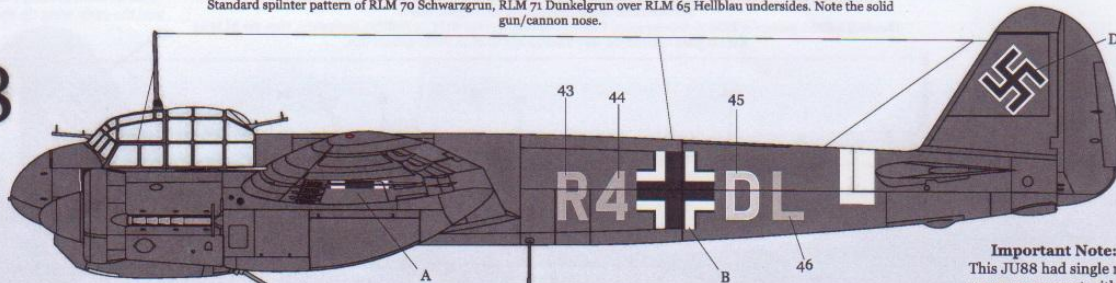
7



Ju 88 C2, 4D+FH of Z/KG 30, based at Vaernes, Norway this Ju 88 bellied in onto a mountain top after engine problems.
Standard splinter pattern of RLM 70 Schwarzgrun, RLM 71 Dunkelgrun over RLM 65 Hellblau undersides. Note the solid gun/cannon nose.

Important Note:
This JU88 had rear armament with a single glazed window and the early standard span wings.

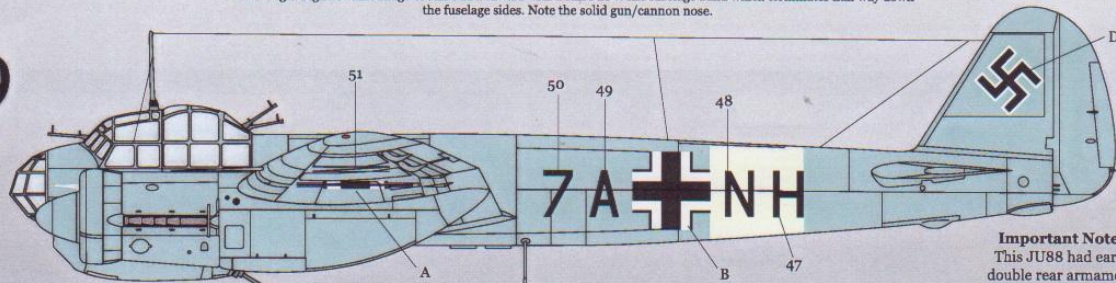
8



Ju 88 C4, R4+DL of 2. Staffel/NGJ 2, based at Catania, Sicily and was found crashed near Tobruk.
Overall Night Fighter camouflage of RLM 22 Schwarz with a RLM 21 Weiss fuselage band which terminates half way down the fuselage sides. Note the solid gun/cannon nose.

Important Note:
This JU88 had single rear canopy armament with the round glazed panel and later extended span wings.

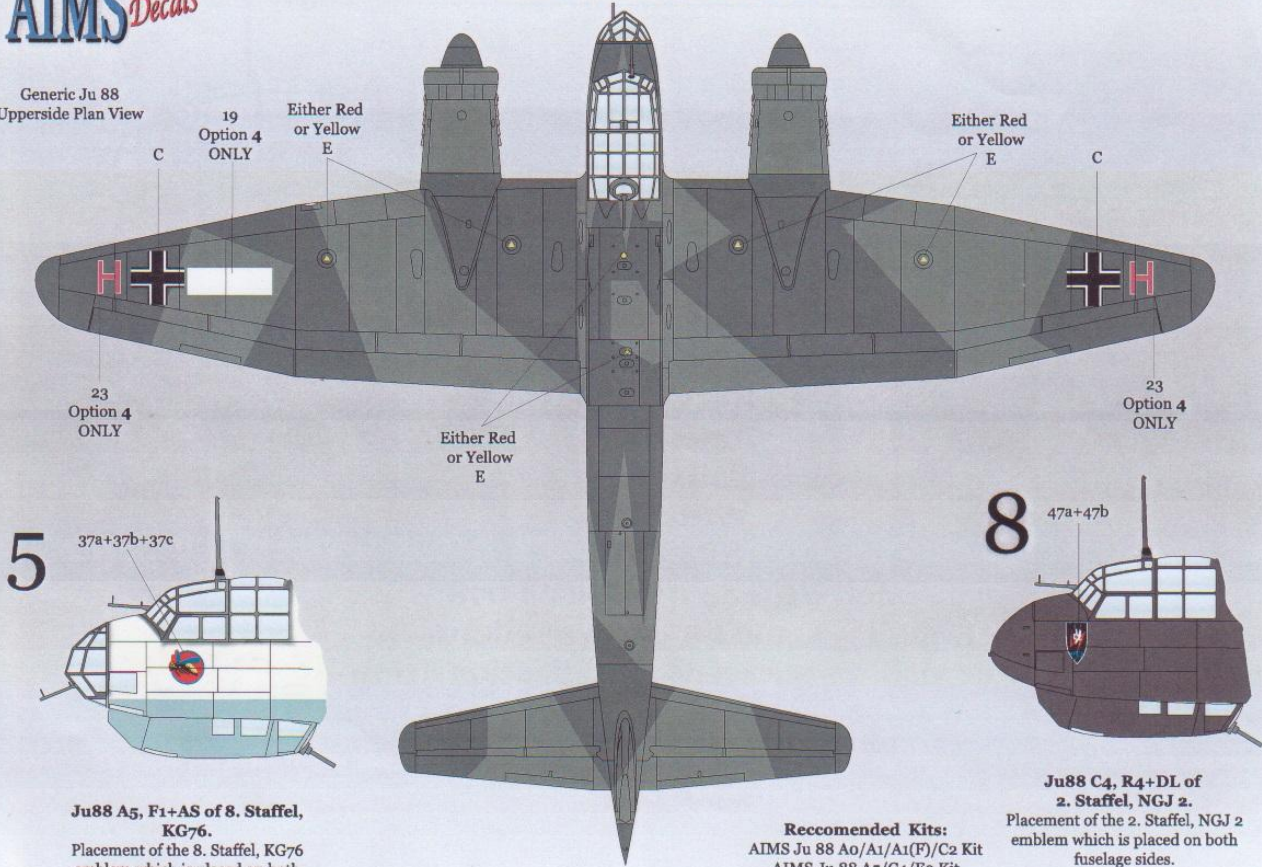
9



Ju 88 D2, 7A+NH of 1. Staffel, 1. Gruppe, Aufkl.121, photographed in southern Europe, early 1941.
Overall RLM 65 Hellblau with a RLM 21 Weiss fuselage band. Note the camera fit.

Important Note:
This JU88 had early double rear armament without armoured windows and the later extended span wings.

Generic Ju 88
Upperside Plan View

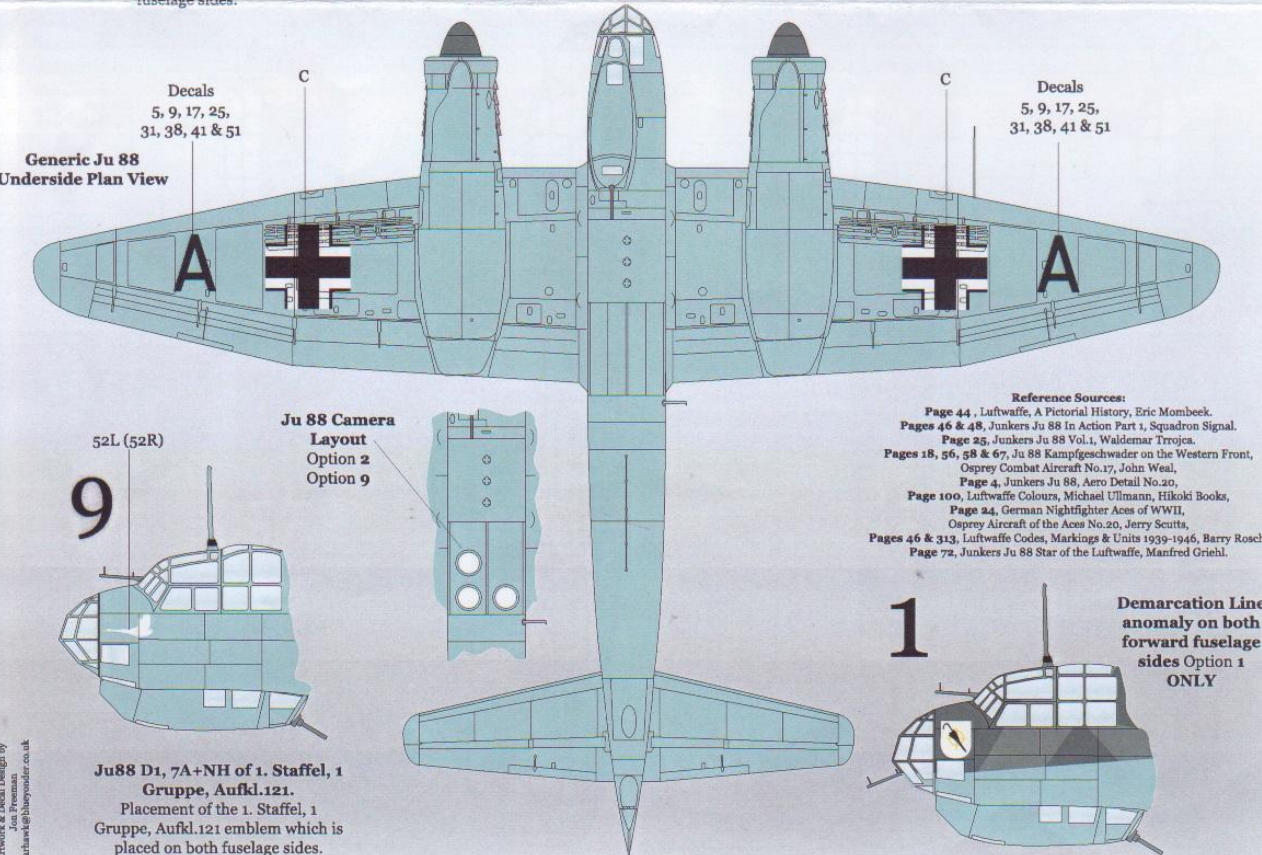


Ju88 A5, F1+AS of 8. Staffel, KG76.
Placement of the 8. Staffel, KG76 emblem which is placed on both fuselage sides.

Reccomended Kits:
AIMS Ju 88 A0/A1/A1(F)/C2 Kit
AIMS Ju 88 A5/C4/E2 Kit

Ju88 C4, R4+DL of 2. Staffel, NGJ 2.
Placement of the 2. Staffel, NGJ 2 emblem which is placed on both fuselage sides.

Generic Ju 88
Underside Plan View



Ju88 D1, 7A+NH of 1. Staffel, 1 Gruppe, Aufkl.121.
Placement of the 1. Staffel, 1 Gruppe, Aufkl.121 emblem which is placed on both fuselage sides.

Reference Sources:
Page 44 . Luftwaffe, A Pictorial History, Eric Mombek.
Pages 46 & 48, Junkers Ju 88 In Action Part 1, Squadron Signal.
Page 25, Junkers Ju 88 Vol.1, Waldemar Trojca.
Pages 18, 56, 58 & 67, Ju 88 Kampfgeschwader on the Western Front, Osprey Combat Aircraft No.17, John Weal.
Page 4, Junkers Ju 88, Aero Detail No.20.
Page 100, Luftwaffe Colours, Michael Ullmann, Hikoki Books.
Page 24, German Nightfighter Aces of WWII, Osprey Aircraft of the Aces No.20, Jerry Scutts.
Pages 46 & 313, Luftwaffe Codes, Markings & Units 1939-1946, Barry Rosch.
Page 72, Junkers Ju 88 Star of the Luftwaffe, Manfred Griehl.

4 D H K H H 4 D H K

4 U D H D 4 U D H D

B 3 B M B B 3 B M

3 Z H N H H H 3 Z H N H

L 1 G N G G L 1 G N

F 1 A S A A F 1 A S

4 D F H F A A 4 D F H F

R 4 D L L L L R 4 D L

H N A 7 N N H N A 7

Swastika symbols with various callouts (A, B, C, D, E)

Swastika symbols with various callouts (A, B, C, D, E)

Swastika symbols with various callouts (A, B, C, D, E)

Swastika symbols with various callouts (A, B, C, D, E)

Swastika symbols with various callouts (A, B, C, D, E)