



# Third Group DECALS™

PO BOX 98865 • TACOMA WA 98498-0865 • USA

Tel: (253) 475-9505 ~ Fax: (253) 475-1597 ~ Email: tgdecals@aol.com

A THREE GEESSE PUBLISHING COMPANY

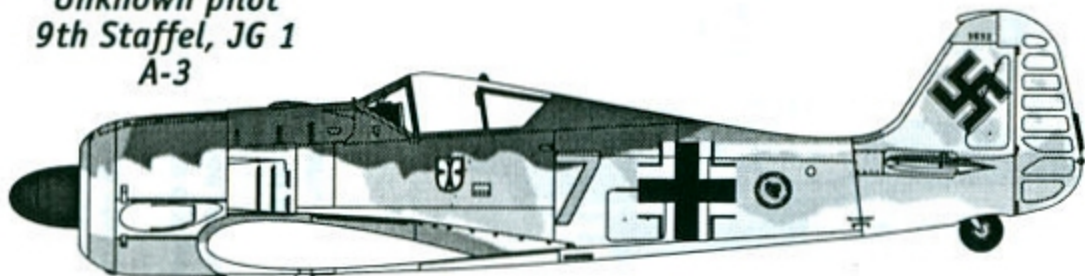


48-026

1:48  
scale

## 9./JG 1 & 3./JG 11 Focke-Wulf Fw 190A-3/4/6/7

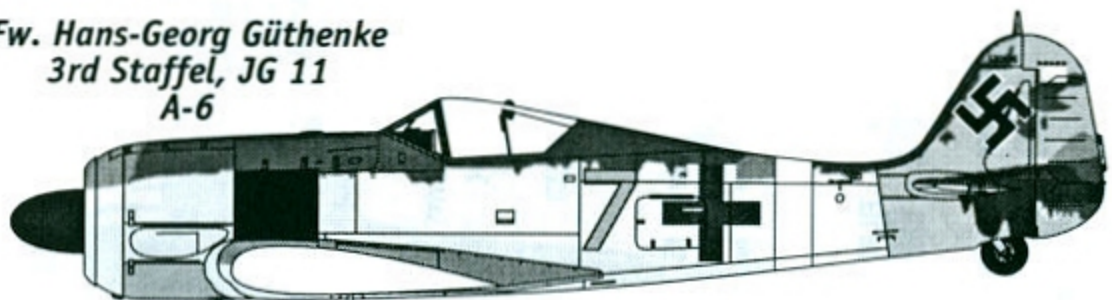
*Unknown pilot*  
9th Staffel, JG 1  
A-3



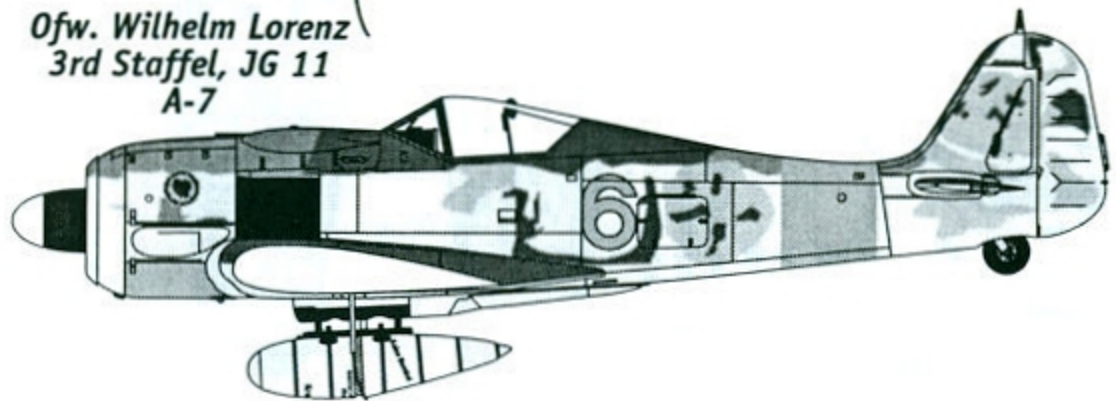
*Uffz. Hans-Georg Güthenke*  
9th Staffel, JG 1  
A-4



*Fw. Hans-Georg Güthenke*  
3rd Staffel, JG 11  
A-6



*Ofw. Wilhelm Lorenz*  
3rd Staffel, JG 11  
A-7





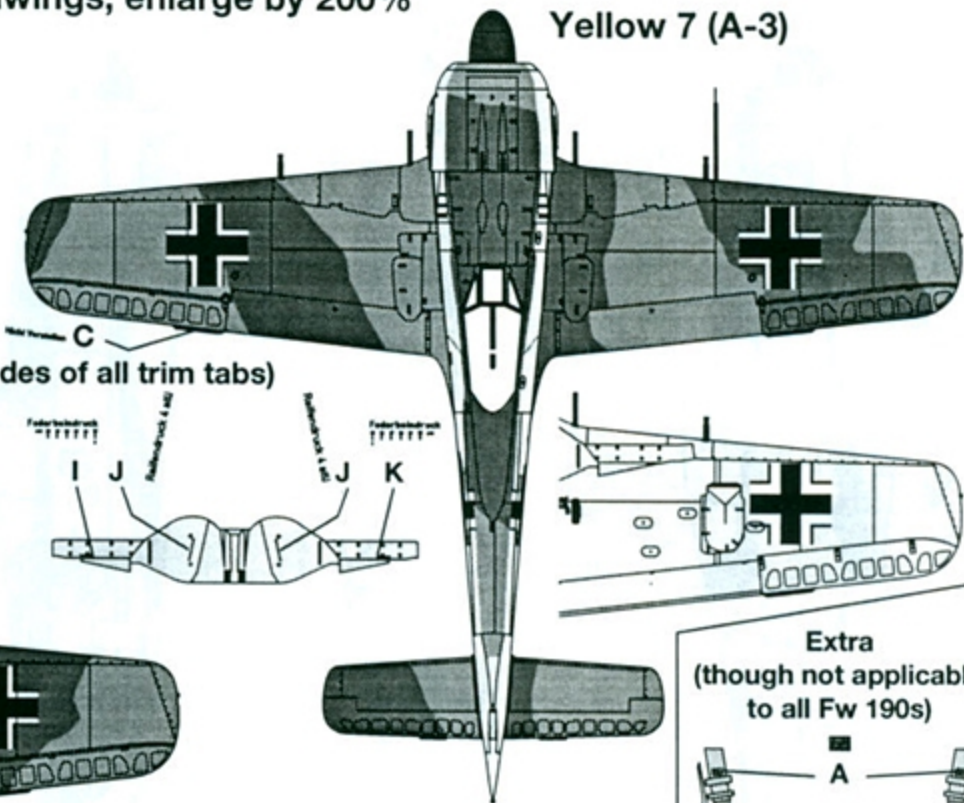
For scale drawings, enlarge by 200%

All aircraft are RLM 74/75 over RLM 76 and may have had white stencils on red trim tabs. See Yellow 7 (right) for trim tab stencils.

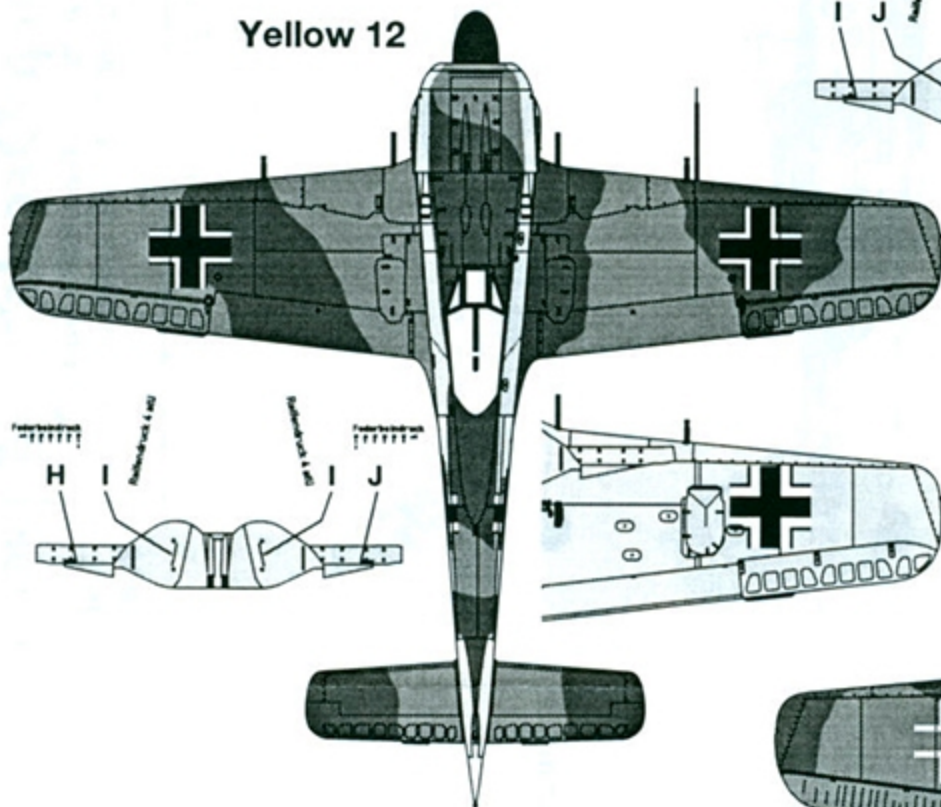
Some upper surface patterns are conjectural as they are washed-out in reference photographs or are not visible.

Yellow 7 (A-6) is closest to the "typical" factory pattern.

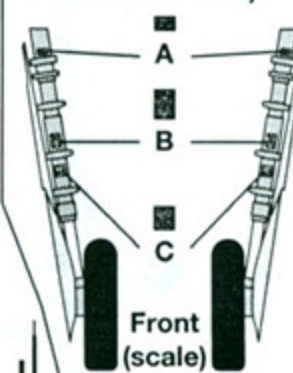
Yellow 7 (A-3)



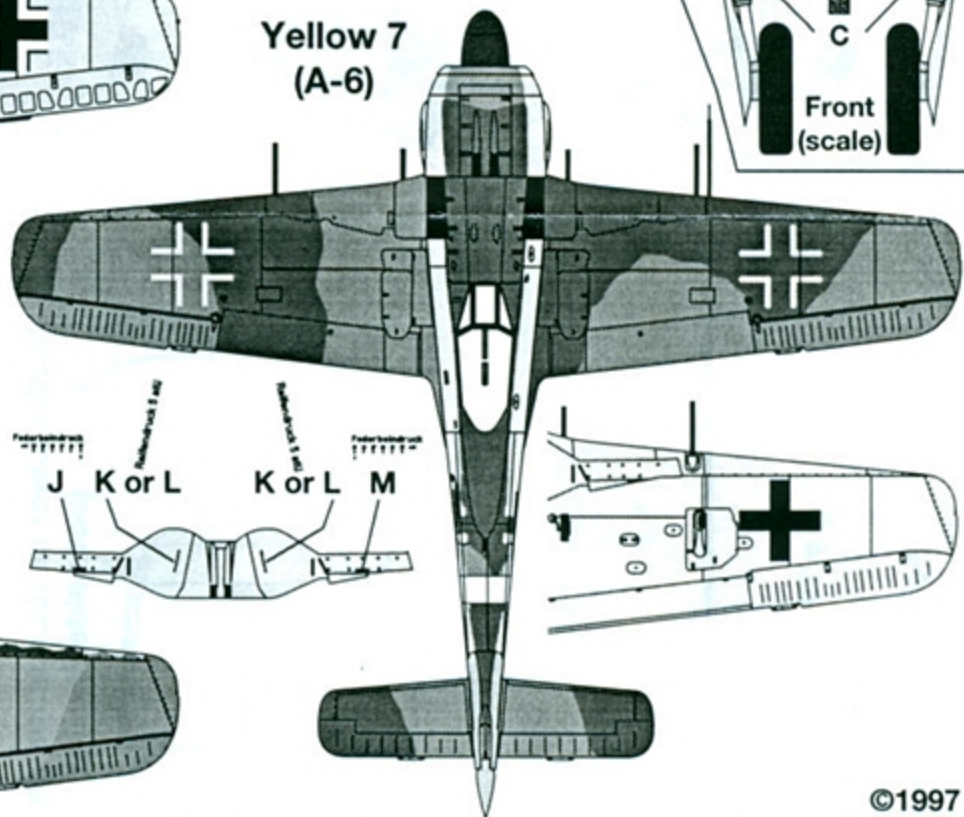
Yellow 12



Extra (though not applicable to all Fw 190s)

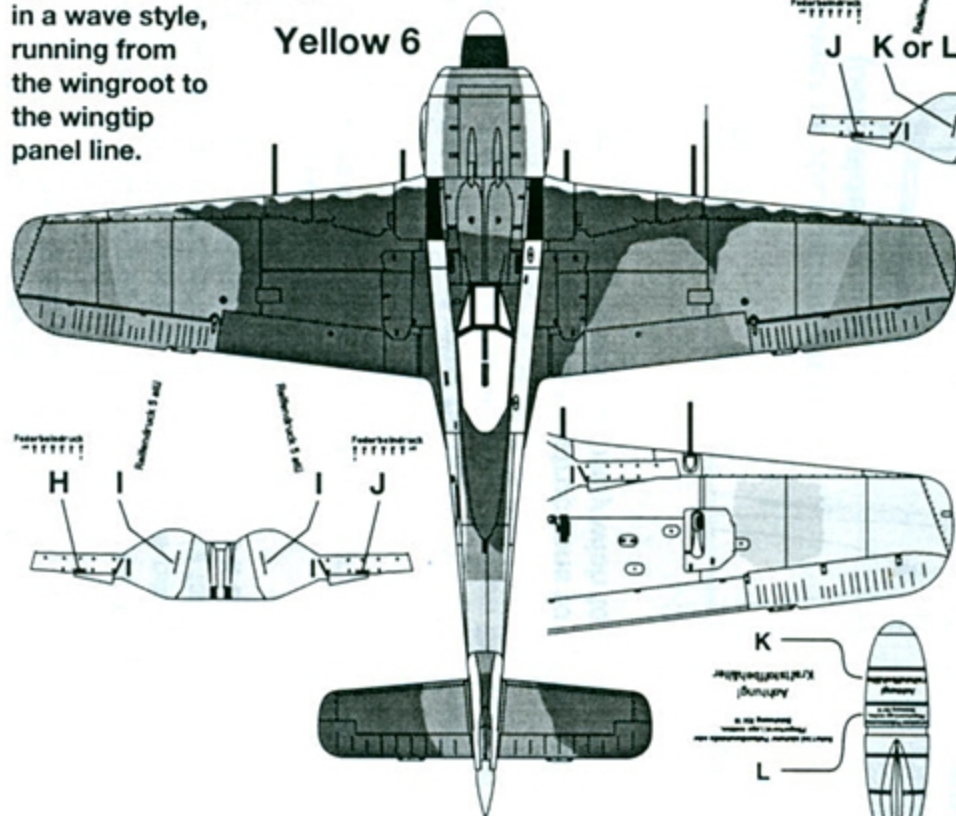


Yellow 7 (A-6)



RLM 76 wraps onto the upper wing leading edges in a wave style, running from the wingroot to the wingtip panel line.

Yellow 6



©1997

REFERENCES

- A: *Defending The Reich; The History of Jagdgeschwader 1 "Oesau":* Eric Mombeek, 1992
- B: *Einsatz in der Reichsverteidigung von 1939 bis 1945, Jagdgeschwader 1 und 11, Teil 1, 1939-1943:* Jochen Prien & Peter Rodeike, 1993
- C: *Aircraft Of The Luftwaffe Fighter Aces, Vol. I:* Bernd Barbas, 1995 (white jacket)
- D: *Einsatz in der Reichsverteidigung von 1939 bis 1945, Jagdgeschwader 1 und 11, Teil 2, 1944:* Jochen Prien & Peter Rodeike, 1993
- E: *Luftwaffe Codes, Markings & Units, 1939-1945:* Barry C. Rosch, 1995

All upper wing crosses are Focke-Wulf standard, meaning they are nonregulation.

Bottom



# Third Group™ – 48-026 – 9./JG 1 & 3./JG 11 – Focke-Wulf Fw 190A-3/4/6/7

For scale drawings, enlarge by 150%

## Fw. Hans-Georg Güthenke – 3rd Staffel, JG 11

Fw 190A-6, WNr 530106

Holland – August 17, 1943

**Note:** Fw. Güthenke missed the USAAF Schweinfurt-Regensburg raid on August 17, 1943 due to mechanical problems which led to a belly-landing in a muddy field outside of Arnhem, Holland. At the time, 3./JG 11 was based at Husum, Denmark.

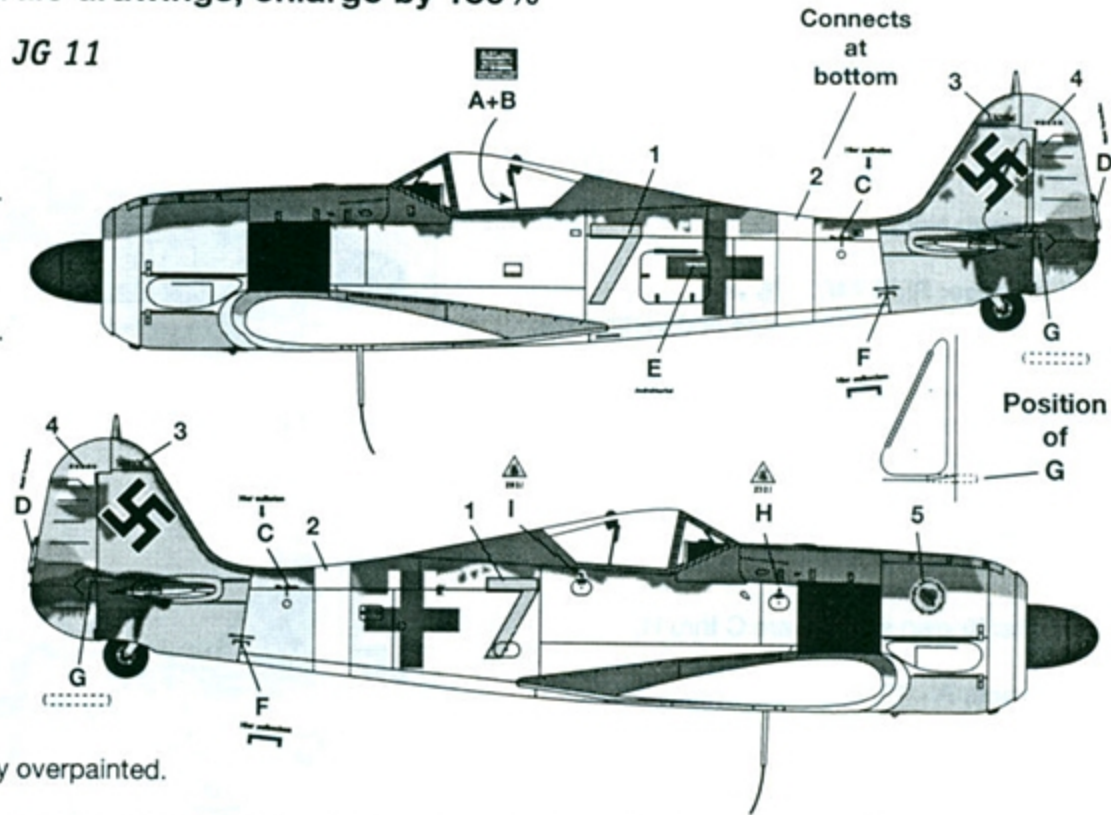
**Equipment:** Possible Morane antenna.

**Camouflage:** RLM 74/75/76 with RLM 70 spinner, yellow lower engine cowling, black exhaust panels, and red trim tabs. Vertical tail heavily oversprayed with RLM 02 (or RLM 75) and mottled with RLM 74. Heavy mottling and/or muddy water stains on lower area of vertical tail (right side conjectural). There is a distinct demarcation at the fuselage/empennage panel line. As the demarcation is not present in photographs of Yellow 7 taken two months earlier, this suggests the vertical tail was replaced or carefully overpainted.

**Markings:** Staffel badge on right engine cowling only. White outline upper wing crosses, white-bordered fuselage crosses with recently painted RLM 74 fill, and possibly white-bordered lower wing crosses. Red-edged white fuselage band. Five kills on left rudder, and possibly the right as well.

**Stencils:** Known stencils are C, D, E, F, with a possibility of G. If you believe the heavy mottling on the lower vertical tail is staining resulting from the belly-landing in the muddy field, omit the heavy mottling and apply stencil G. Otherwise, do not use stencil G.

**References:** B - 406 & 436; C - 105 & 106.



## Ofw. Wilhelm Lorenz – 3rd Staffel, JG 11 – Fw 190A-7, WNr unknown

Svendborg/Funen, Denmark – February 20, 1944

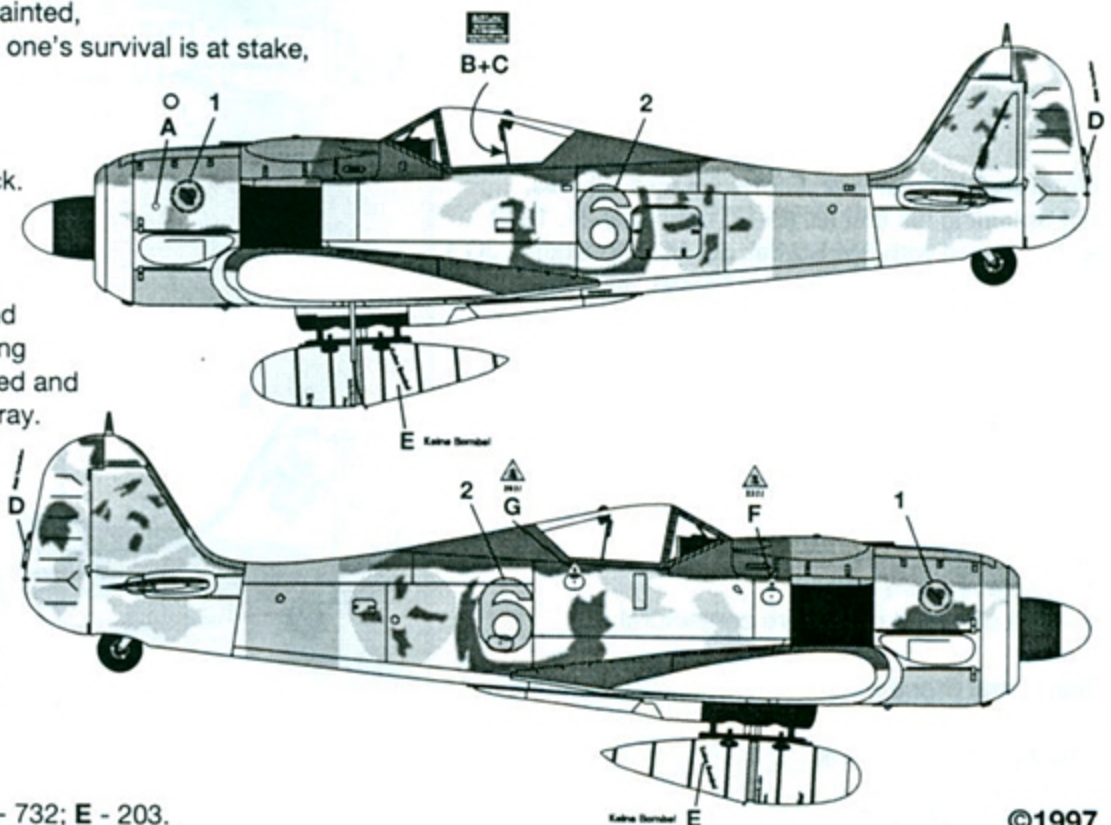
**Note:** Ofw. Lorenz belly-landed Yellow 6, thus we are unsure of its configuration. When opening flashed-over holes for mounting of the ETC 501 centerline rack, open the rear set as the rack was not moved forward until the A-8. Side and upper surface national markings were overpainted, which was totally against regulations. However, when one's survival is at stake, regulations are often tossed out the window.

**Equipment:** Cowl gun flash suppressors. Probable Morane antenna and ETC 501 centerline rack.

**Camouflage:** RLM 74/75/76 with RLM 75 upper engine cowling and forward half of gun cowling. Overpainted upper wing crosses, fuselage crosses and swastikas. Actual pattern of fuselage cross overpainting is unknown. Side markings may have been oversprayed and mottled or simply rendered unrecognizable by overspray. RLM 02/74 fuselage mottling. White-tipped RLM 70 spinner. Yellow lower engine cowling. Black exhaust panels. Wavy upper wing leading edge demarcation. Right profile is conjectural.

**Markings:** Yellow fuselage band. Underside crosses may or may not have been overpainted; photographs of other similarly painted unit aircraft show that some were overpainted while others were not. Werknummer appears to be overpainted.

**Stencils:** Known stencils are A, B, C. **References:** D - 732; E - 203.





# Third Group™ – 48-026 – 9./JG 1 & 3./JG 11 – Focke-Wulf Fw 190A-3/4/6/7

For scale drawings, enlarge by 150%

*Unknown pilot – 9th Staffel  
Fw 190A-3, WNr 3532(?)  
Husum, Denmark – March 1943*


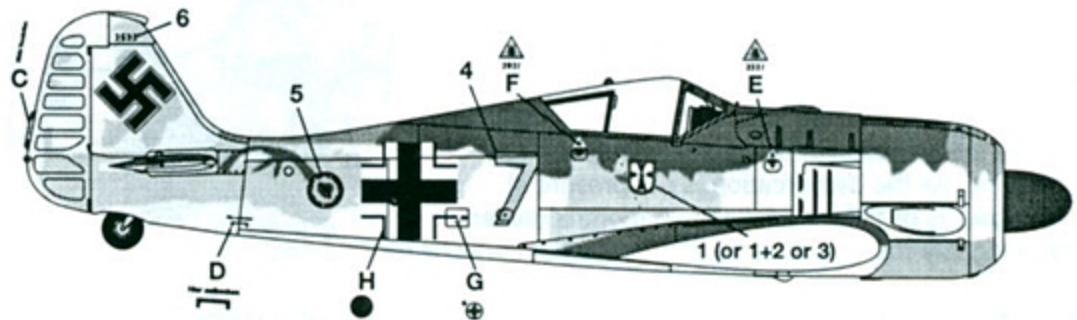
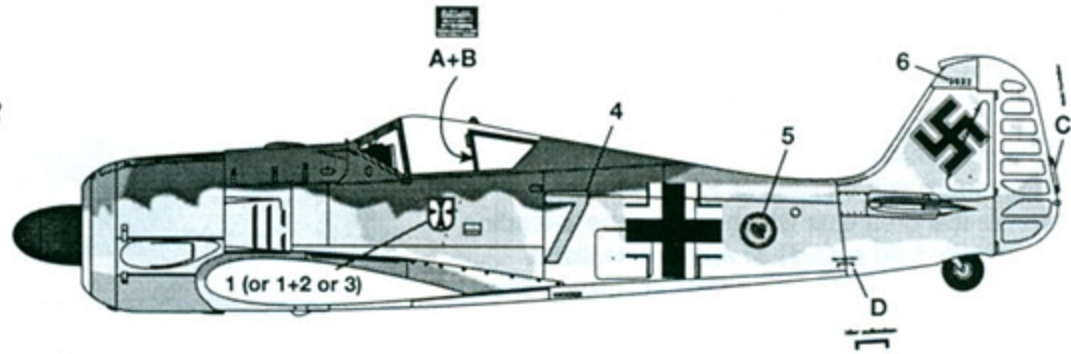
**Equipment:** None.

**Camouflage:** RLM 74/75/76 with RLM 02 overspray on fuselage and vertical tail, RLM 70 spinner (possibly with yellow tip), stained exhaust panels, and probable extended yellow lower engine cowling and red trim tabs. Left profile is conjectural.

**Markings:** Fat Geschwader badge. Standard crosses and swastikas.

**Stencils:** Known stencils are C thru H.

**Reference:** A - 120.



*Uffz. Hans-Georg Güthenke – 9th Staffel  
Fw 190A-4, WNr 5703  
Husum, Denmark – March 1943*

**Note:** At this time, Uffz. Güthenke was kill-less, not obtaining his first kill (B-17) until May 21, 1943 while serving with 3rd Staffel, JG 11. (9th Staffel, JG 1 was later redesignated as 3rd Staffel, JG 11.)

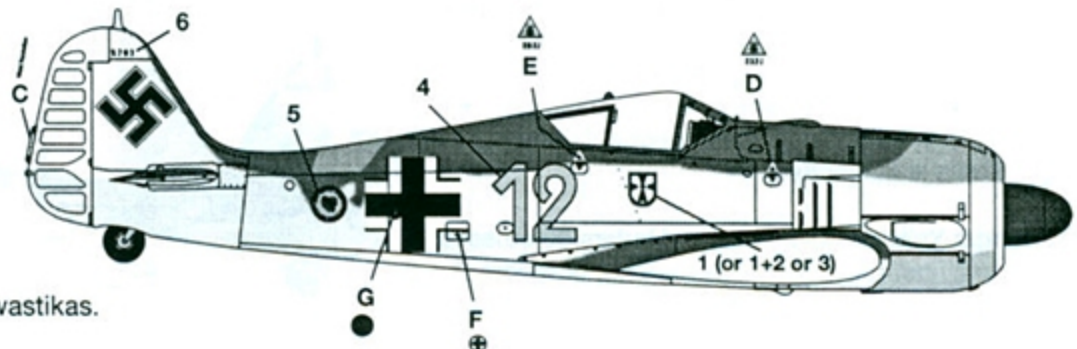
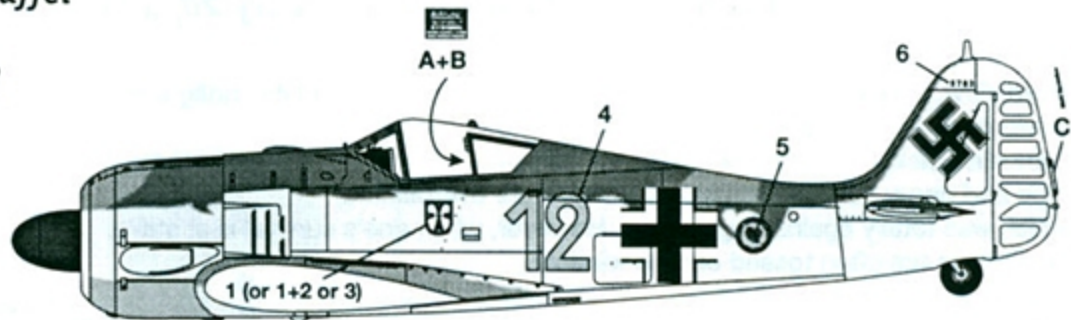
**Equipment:** None.

**Camouflage:** RLM 74/75/76. RLM 70 spinner, possibly with yellow tip. Extended yellow lower engine cowling. Note how the RLM 74 rides up the vertical fin leading edge. Probable red trim tabs. Left tail and right profile are conjectural.

**Markings:** Standard crosses and probably standard swastikas.

**Stencils:** None known.

**Reference:** B - 247.



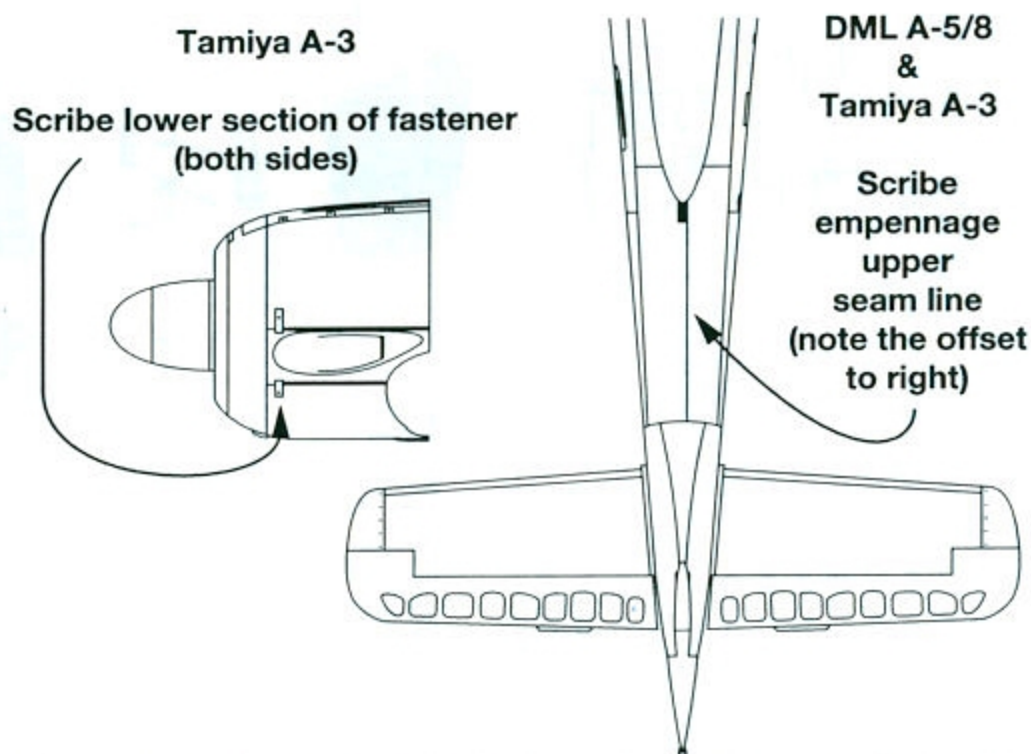
Drawings and decals are based on the  
DML A-5/8 and Tamiya A-3.

DML's A-5 is essentially their A-8 kit with an A-5/6 gun cowl.  
No changes were made to access panels,  
cowl gun troughs or the adjacent dzus fasteners.  
Presently, no model company makes a true A-5.

No company offers an A-7,  
though you can backdate the DML A-8 or Tamiya F-8.

DML offers an A-4,  
but for all the work that must be done you may as well  
use a Tamiya A-3 and change the antenna post on the vertical fin.

Although it is beyond the scope of these instructions to cover accurization,  
below are two modifications you may wish to perform.



---

### *Future Releases*

Fw 190A – Gruppenstab & 1st Staffel/JG 1

Fw 190A – II (Tatzelwurm)/JG 1

Fw 190A – 3rd & 9th Staffel/JG 1 & 11

Bf 109F-4 – III/JG 27

©1997