

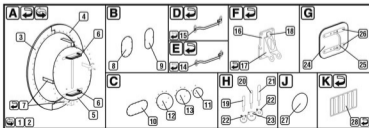

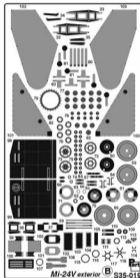
PartELEMENTY FOTOTRAWIONE
DO MODELI PLASTIKOWYCH**Mi-24V Hind-E exterior**

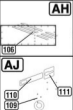
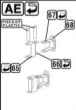
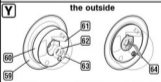
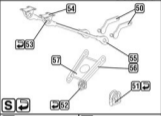
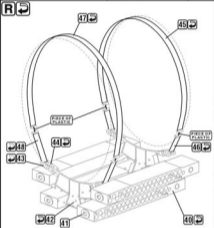
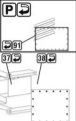
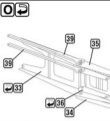
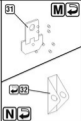
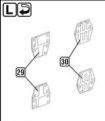
DETAIL SET FOR PLASTIC KIT

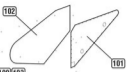
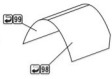
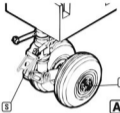
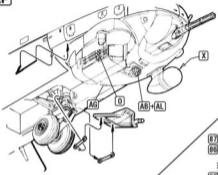
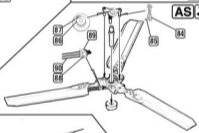
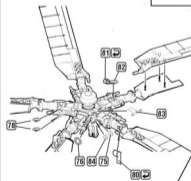
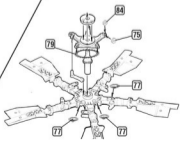
1:35 scale detail set for **TRUMPETER** kit

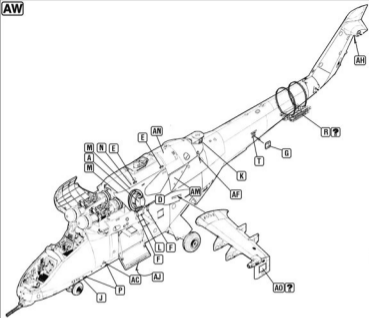
"Part" (0-42) 640-40-78

www.part.pl

PO DRUGIEJ STRONIE
OPPOSITE SIDE**UWAGA**Elementy fototrawione należy przylepić
tylko epoksydowym klejem. Proszę używać
w miejscach gdzie jest to wymagane.
Do adhezy używać tylko 502 (nie używać)
żadnej innej spoiwa.**CAUTION**Photo-etched parts can only be glued
with epoxystyrene glue. Work in a well
ventilated area. Do not etch in regions
since these can be harmful. Start your
hands after using.ODCIĄĆ
REMOVEZAGIAĆ
BENDDO WYBORU
OPTIONAL



AM **100 103****AN** **AO****AP****AR****AT** **AS** **AU** 

AW**AX**