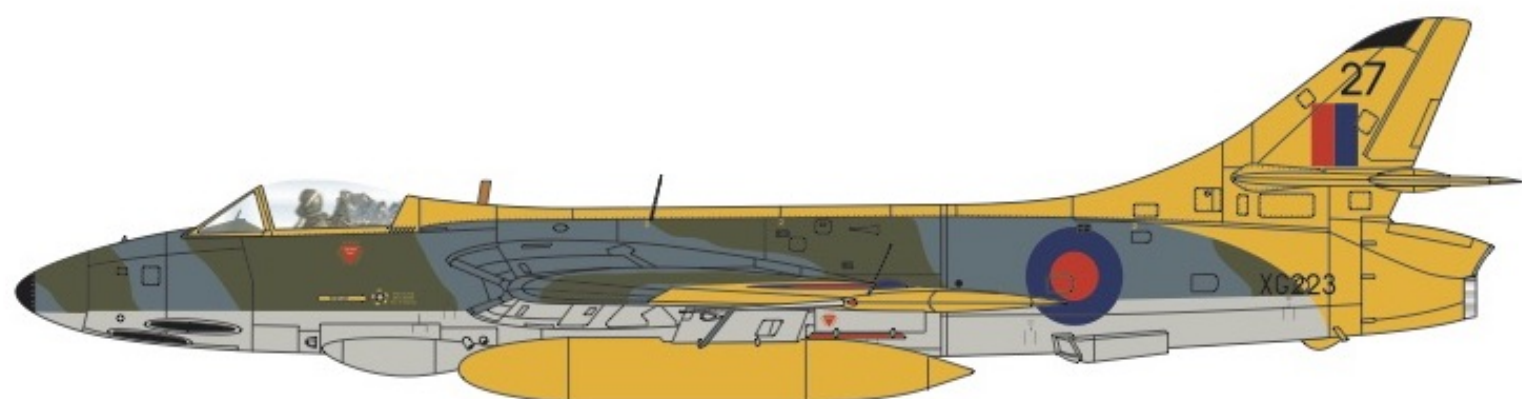


Hawker Hunter F.6 Pt3



For the best results these decals should be applied to a gloss surface such as provided by either Xtracolor or Xtracrylix paints. Cut out the decal required and soak in warm water until the decal is released from the backing paper. Wet the area to be decaled with MICRO SET which will help to eliminate air trapped under the decal and position the decal.

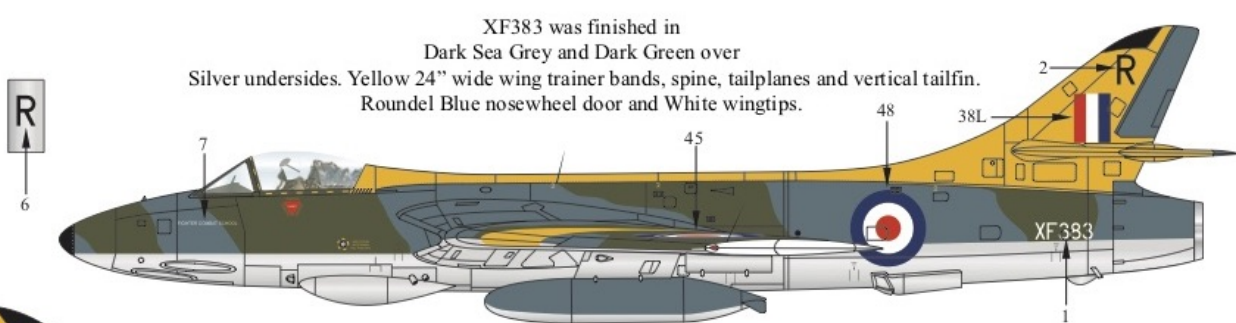
After 5 or 10 minutes wet the decal with MICRO SOL which will soften the decal and ensure that it settles down over any surface detail. Allow the decal to dry for at least 12 hours. During this time some wrinkling of the decal may occur, this is normal. Do not touch the decal at this time.

Carefully check for small air bubbles and if there are any prick with a needle and apply a drop of MICRO SOL. After all air bubbles have been eliminated and the decals are dry wash the entire model with water to remove any excess decal adhesive.

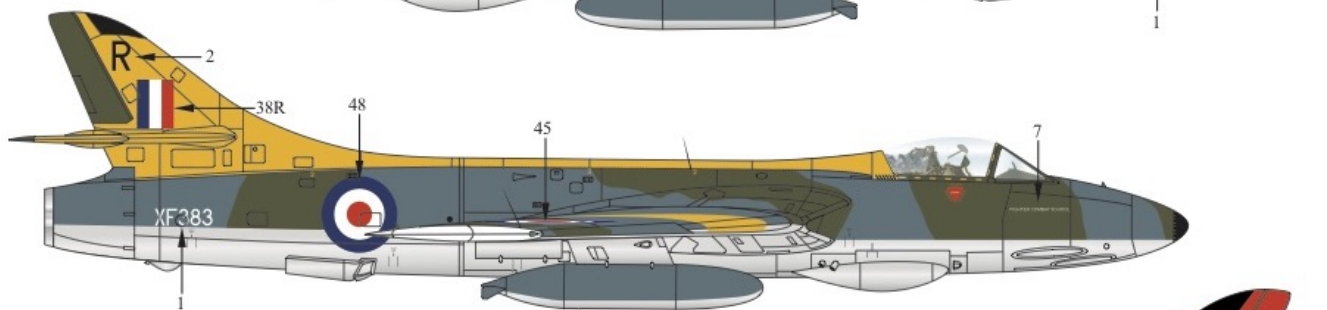
When completely dry the whole model should be sprayed with a coat of Xtracolor or Xtracrylix Flat, Satin or Gloss varnish depending on the finish required.

Store in a cool dry place, avoid sunlight, dampness or extremes of temperature and/or humidity.

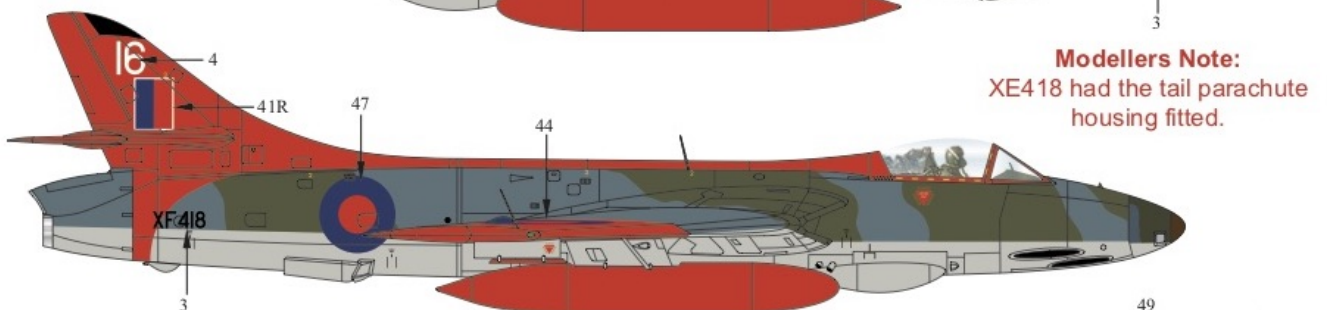
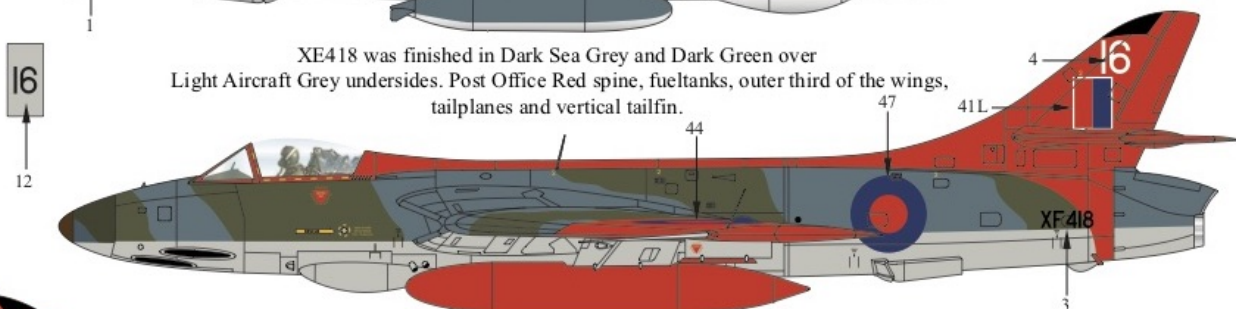
Hawker Hunter F.6,
 XF383, 'R'
 of Day Fighter
 Combat School,
 Royal Air Force,
 based at
 RAF Stradishall,
 1961.



Hawker Hunter F.Mk.6A,
 XF418, '16'
 of Tactical Weapons Unit,
 Royal Air Force,
 based at RAF Brawdy,
 August 1979.

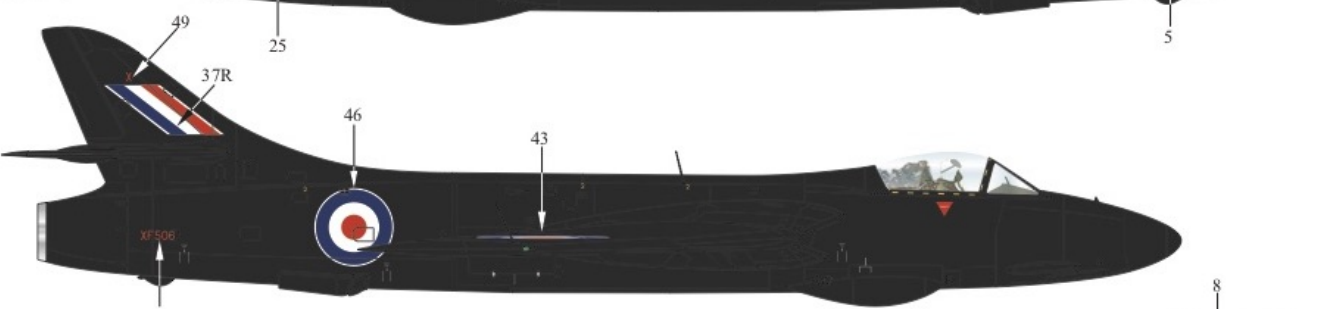
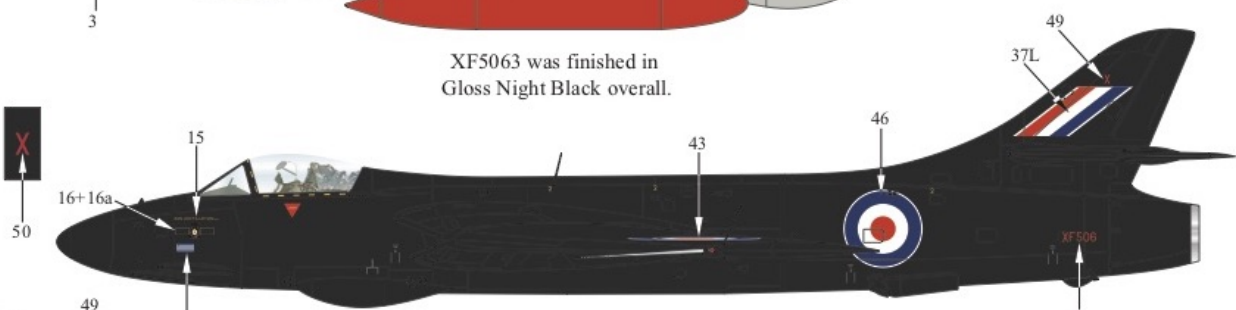


Hawker Hunter F.Mk.6A,
 XF418, '16'
 of Tactical Weapons Unit,
 Royal Air Force,
 based at RAF Brawdy,
 August 1979.

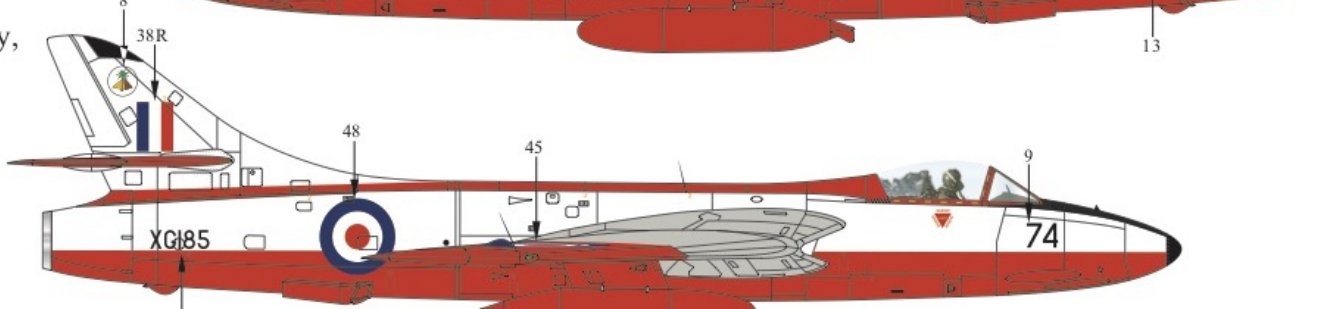
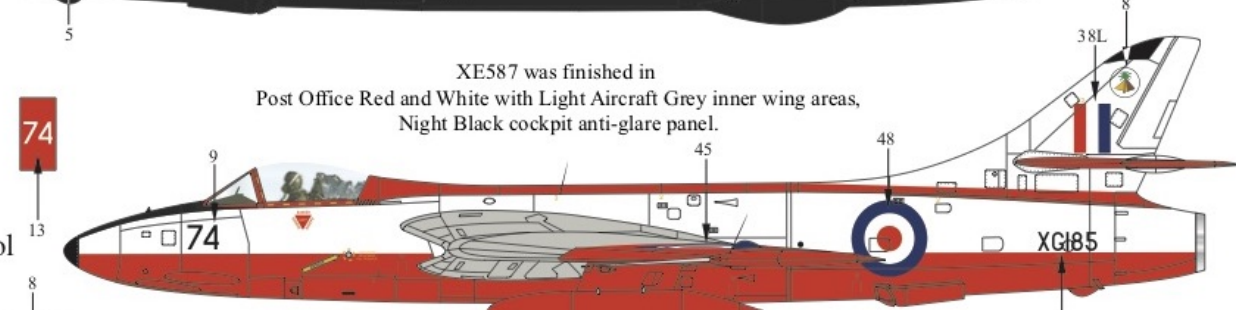


Modellers Note:
 XE418 had the tail parachute
 housing fitted.

Hawker Hunter F.Mk.6,
 XF506, 'X'
 of 111 Squadron
 'Black Arrows' aerobatic
 display team,
 Royal Air Force,
 based at
 RAF Wattisham,
 October 1958.

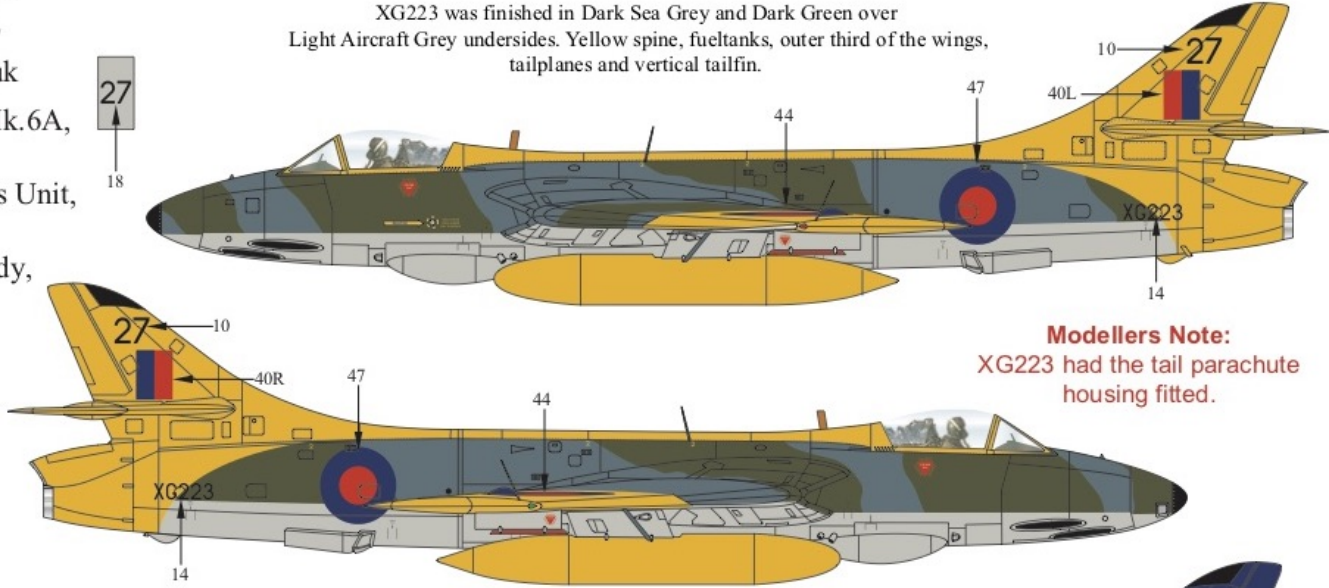


Hawker Hunter F.Mk.6,
 XG185, '74'
 of 4 Fighter Training School
 Royal Air Force,
 based at RAF Valley,
 1974.



XG223 was finished in Dark Sea Grey and Dark Green over Light Aircraft Grey undersides. Yellow spine, fuel tanks, outer third of the wings, tailplanes and vertical tailfin.

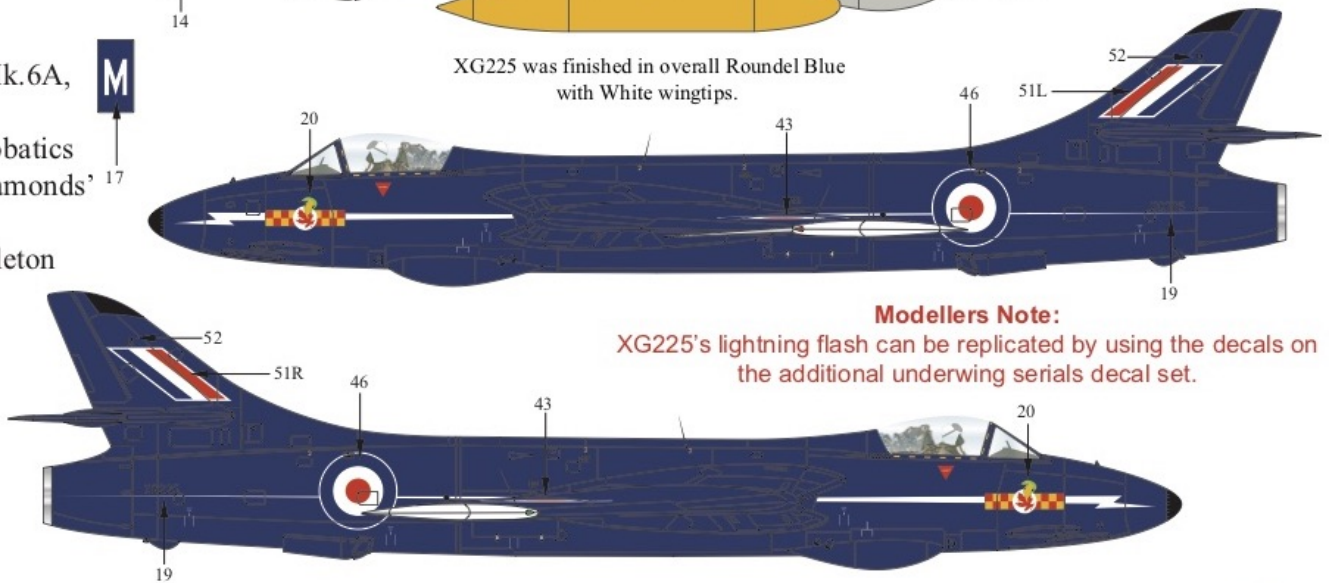
Hawker Hunter F.Mk.6A,
 XG223, '27'
 of Tactical Weapons Unit,
 Royal Air Force,
 based at RAF Brawdy,
 August 1979.



Modellers Note:
 XG223 had the tail parachute housing fitted.

Hawker Hunter F.Mk.6A,
 XG225, 'M'
 of 92 Squadron aerobatics team, 'The Blue Diamonds'
 Royal Air Force,
 based at RAF Middleton
 St George,
 1962.

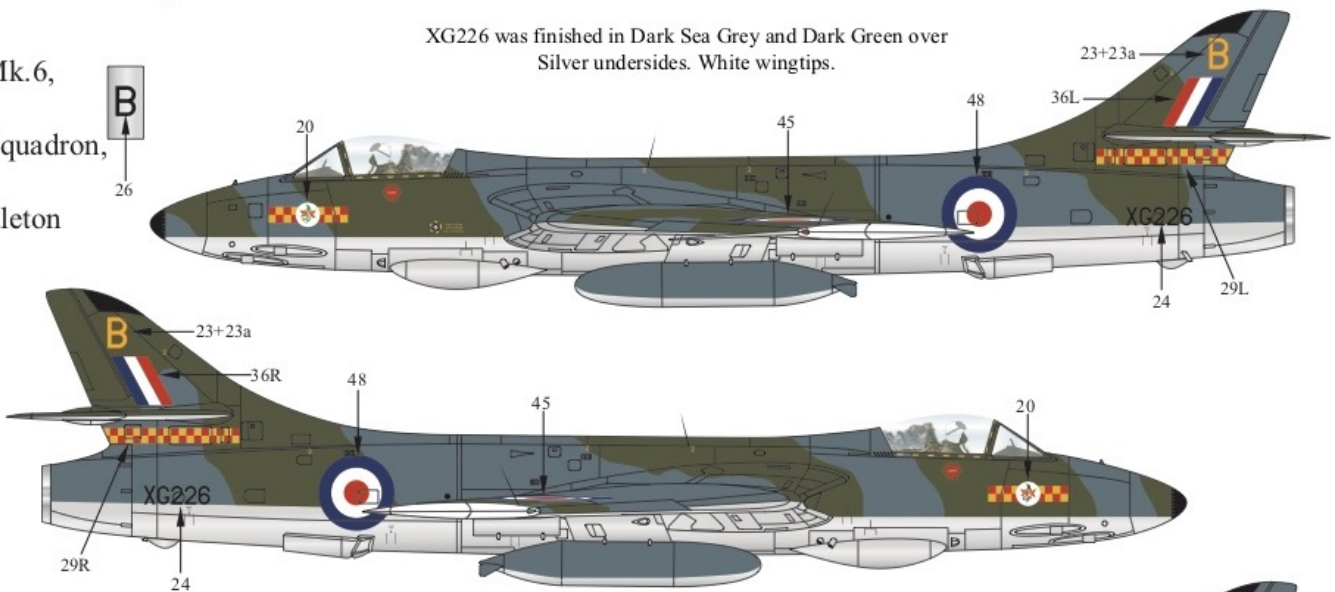
XG225 was finished in overall Roundel Blue with White wingtips.



Modellers Note:
 XG225's lightning flash can be replicated by using the decals on the additional underwing serials decal set.

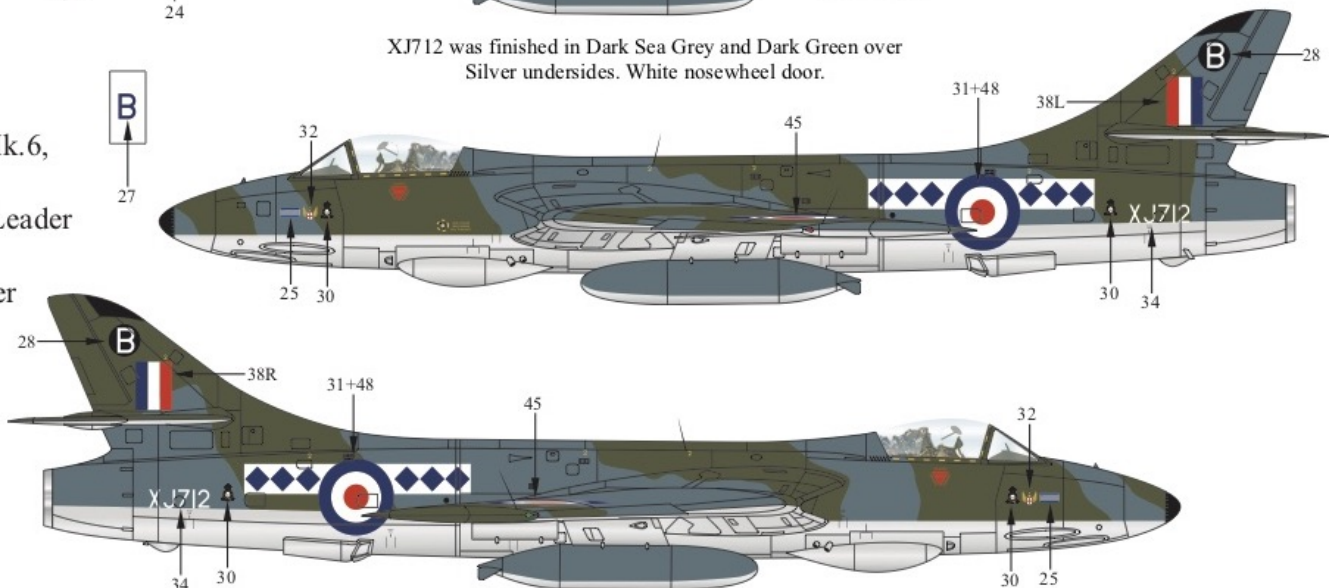
Hawker Hunter F.Mk.6,
 XG226, 'B'
 of 92 (East India) Squadron,
 Royal Air Force,
 based at RAF Middleton
 St George,
 January 1960.

XG226 was finished in Dark Sea Grey and Dark Green over Silver undersides. White wingtips.

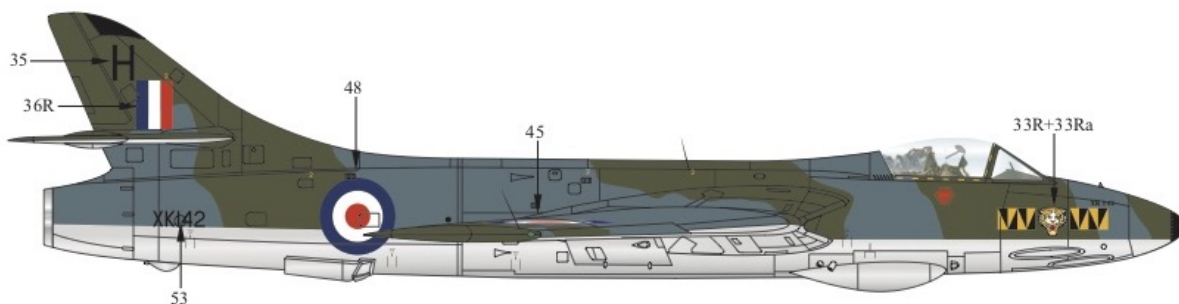


Hawker Hunter F.Mk.6,
 XJ712, 'B'
 flown by Squadron Leader
 E. H. Williams,
 Commanding Officer
 of 14 Squadron,
 Royal Air Force,
 based at
 RAF Gutersloh,
 West Germany,
 14 February 1963.

XJ712 was finished in Dark Sea Grey and Dark Green over Silver undersides. White nosewheel door.

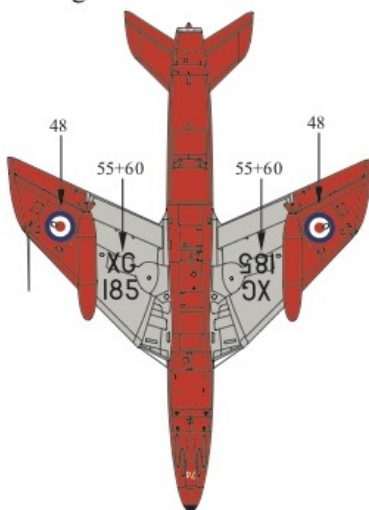
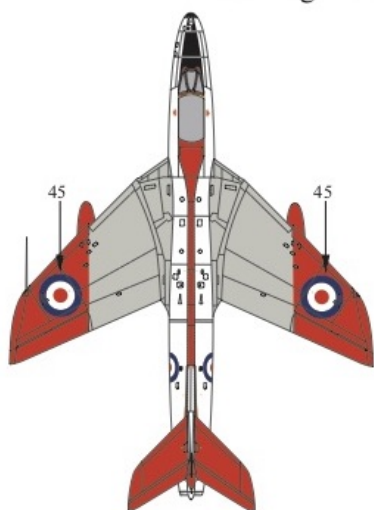


Hawker Hunter F.Mk.6,
 XK142, 'H'
 of 74 (Trinidad) Squadron,
 Royal Air Force,
 based at
 RAF Coltishall,
 1959.

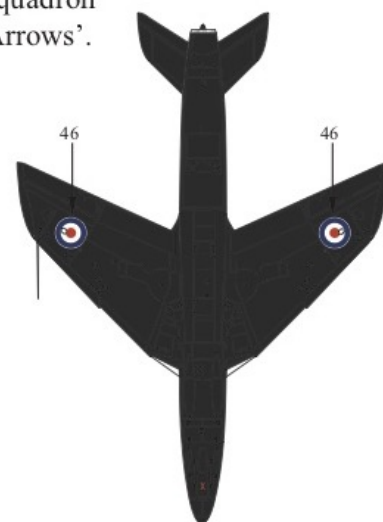
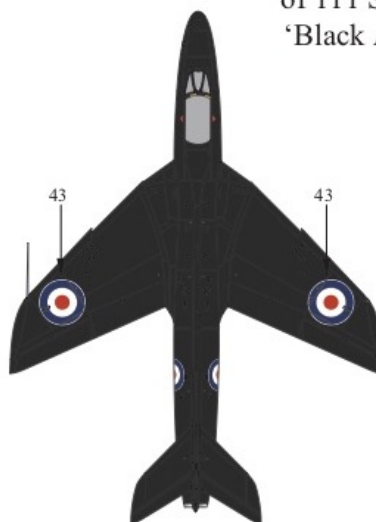


XK142 was finished in
 Dark Sea Grey and Dark Green over
 Silver undersides.

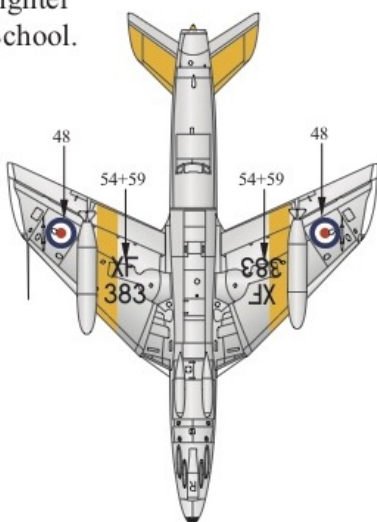
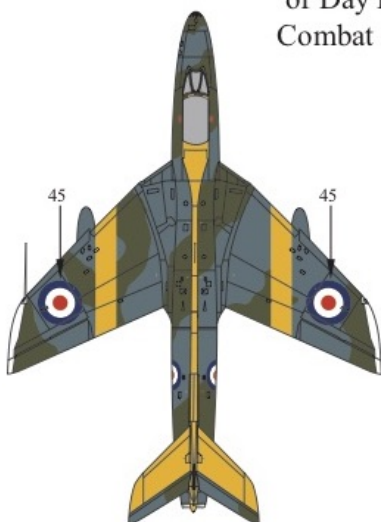
Hawker Hunter F.Mk.6,
 XG185, '74'
 of 4 Fighter Training School.



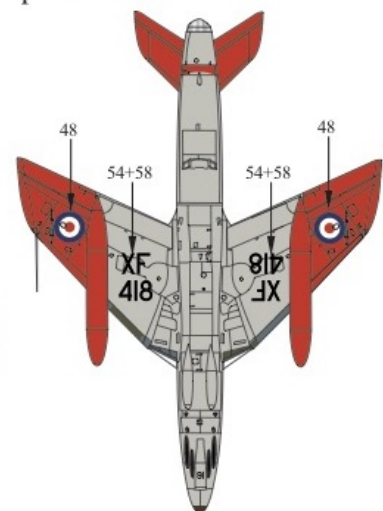
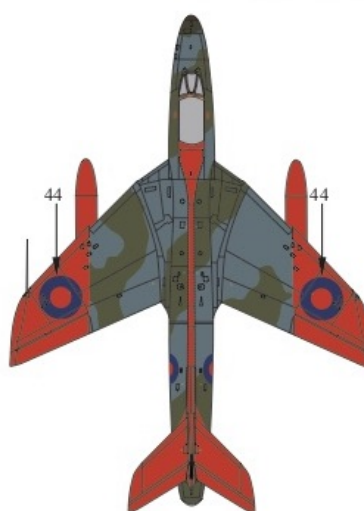
Hawker Hunter F.Mk.6,
 XL610, 'X'
 of 111 Squadron
 'Black Arrows'.



Hawker Hunter F.6,
 XF383, 'R'
 of Day Fighter
 Combat School.



Hawker Hunter F.Mk.6A,
 XF4183, '16'
 of Tactical Weapons Unit.



Xtracolor Paints

- X001 BS381C:241 Dark Green
- X004 BS381C:638 Dark Sea Grey
- X015 BS381C:627 Light Aircraft Grey
- X019 BS381C:356 Yellow
- X030 BS381C:110 Roundel Blue
- X031 BS381C:538 Post Office Red
- X141 Gloss White
- X404 Matt Black
- X502 Natural Steel

Paints:

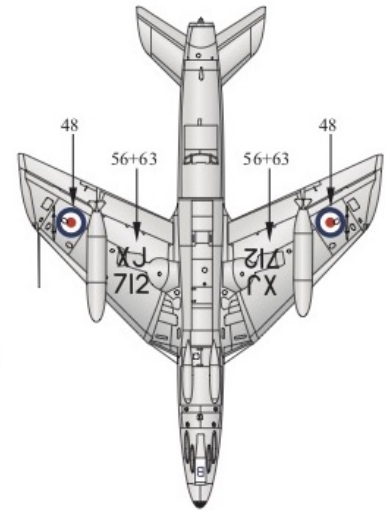
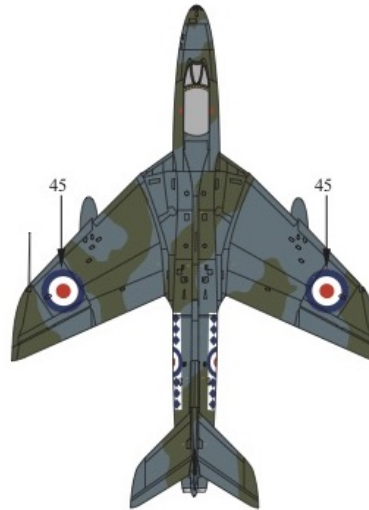
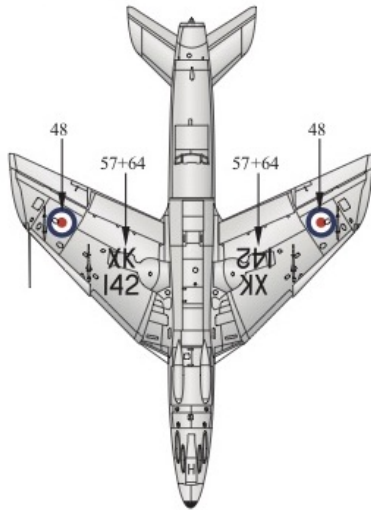
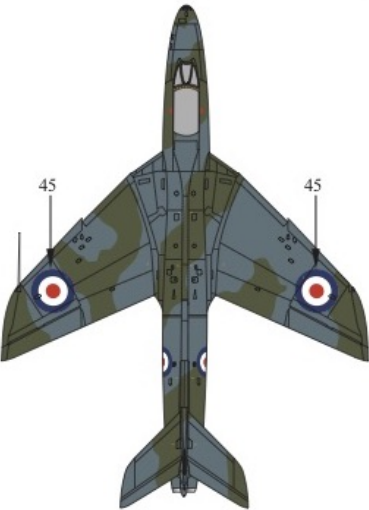
The colours used on these aircraft can be found in the Xtracolor (prefix number with X) and Xtracrylix (prefix number with XA1) range of paints.

Xtracolor Paints

- XA1001 BS381C:241 Dark Green
- XA1004 BS381C:638 Dark Sea Grey
- XA1015 BS381C:627 Light Aircraft Grey
- XA1019 BS381C:356 Yellow
- XA1030 BS381C:110 Roundel Blue
- XA1031 BS381C:538 Post Office Red
- XA1141 Insignia White

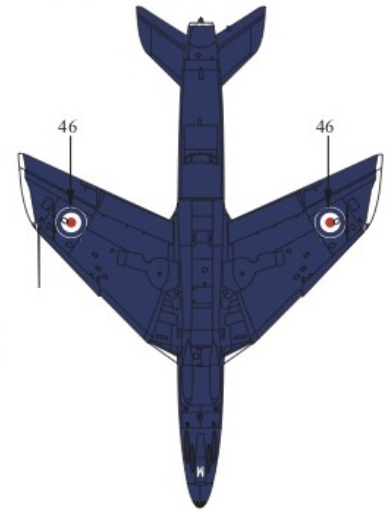
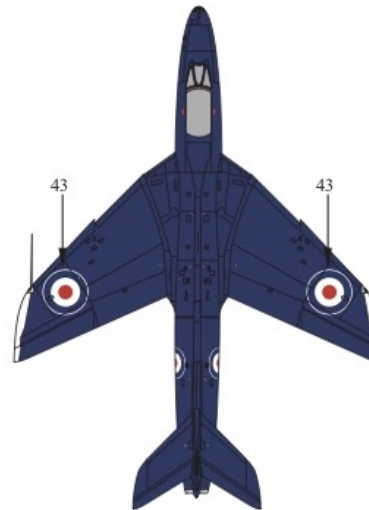
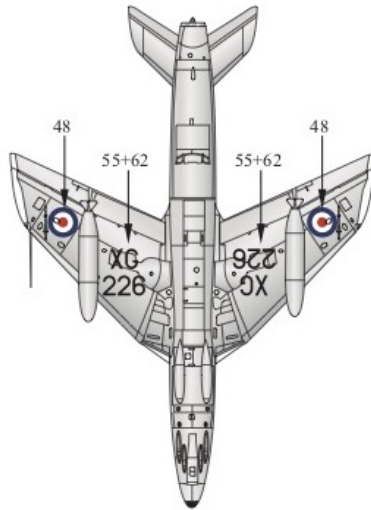
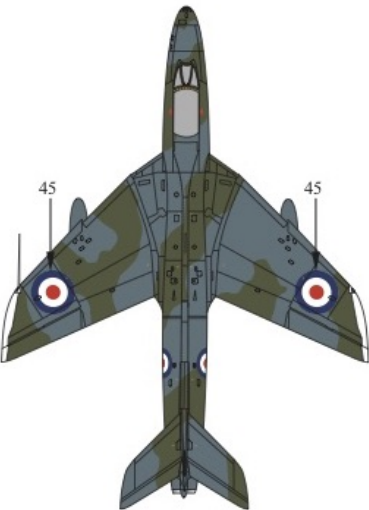
Hawker Hunter F.Mk.6,
 XK142, 'H'
 of 74 (Trinidad) Squadron.

Hawker Hunter F.Mk.6,
 XJ712, 'B'
 of 14 Squadron.



Hawker Hunter F.Mk.6,
 XG226, 'B'
 of 92 (East India) Squadron.

Hawker Hunter F.Mk.6A,
 XG225, 'M'
 of 92 Squadron aerobatics
 team, 'The Blue Diamonds'.



Hawker Hunter F.Mk.6A,
 XG223, '27'
 of Tactical Weapons Unit.

