

Boeing RB-47H Conversion Set

This set will enable the conversion of the recently re-released Hasegawa B.47E Stratojet kit into one of these interesting variants. You should note that these aircraft were constantly being updated, and frequent changes in the configuration of fairings etc. can be observed in published photos. Reference to these will enable more mods. to be carried out, if desired.




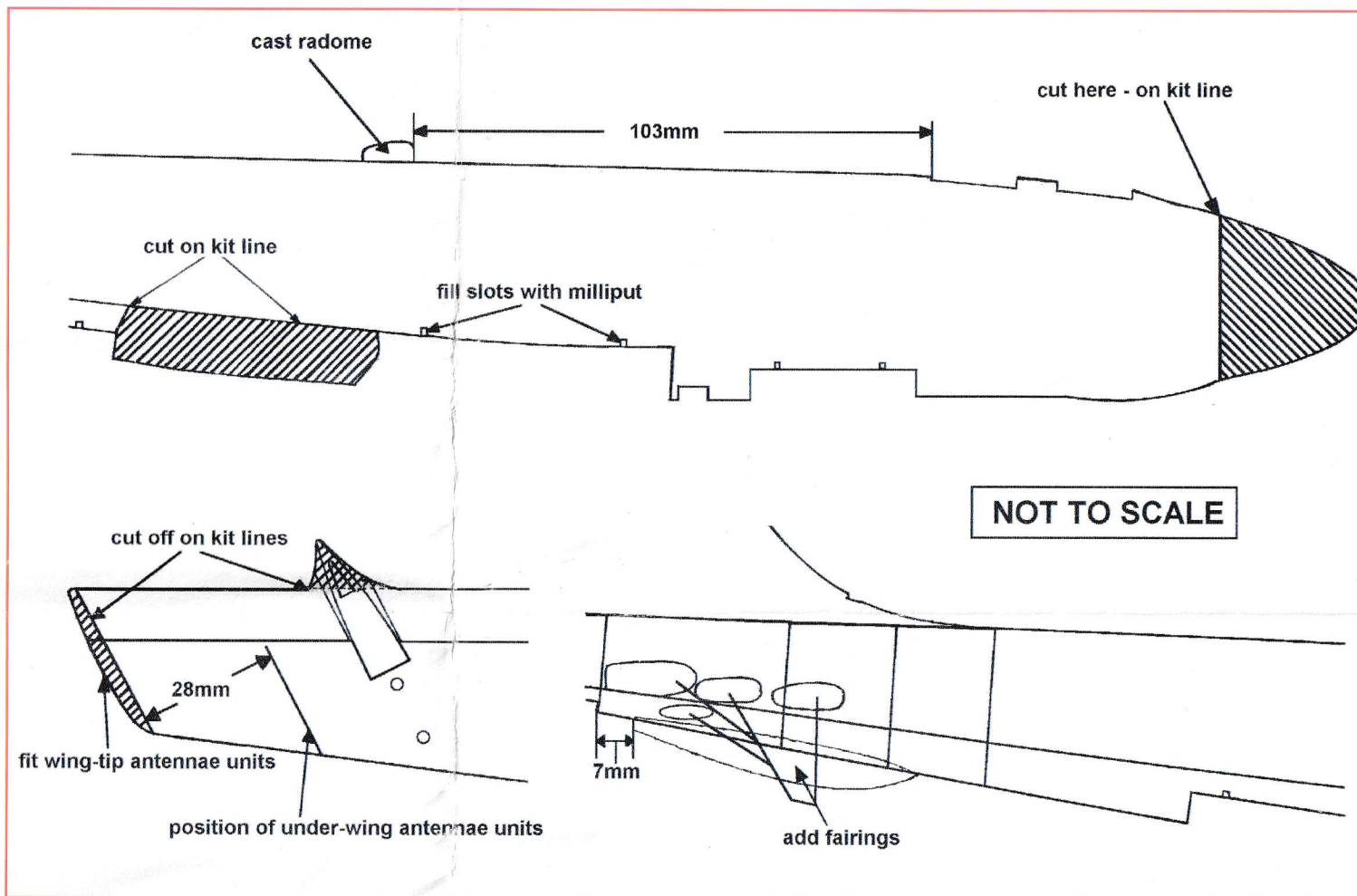
Assembly














1. Remove the shaded areas shown from the kit parts.
2. Add the resin nose and bomb-bay replacement units into the assembly sequence of your model.
3. Consulting the illustrations, add the remaining cast parts to the airframe



Trefacwn Fach,
Llanrhian,
St. Davids, Pembrokeshire,
SA62 6DP, Wales, UK

www.djparkins.com





Photographs
Courtesy of
David Buttress

Note - top right photos
of aft underside faring
show a different version
to that in this set

