

SHERMAN 'TULIP' RP-3 ROCKET FIRING TANKS  
谢尔曼“郁金香”RP-3火箭发射器

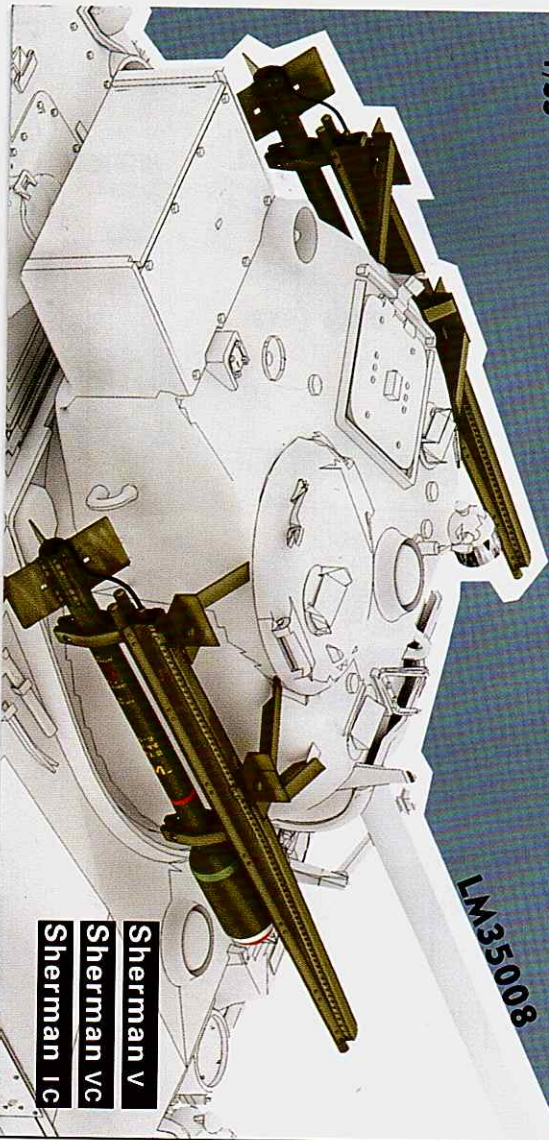
RP-3

2750 M



1/35

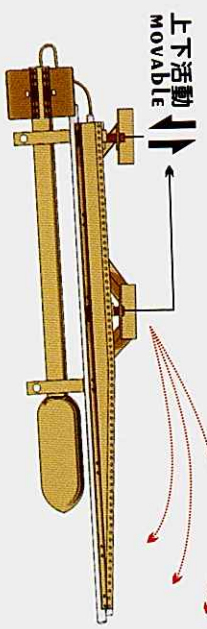
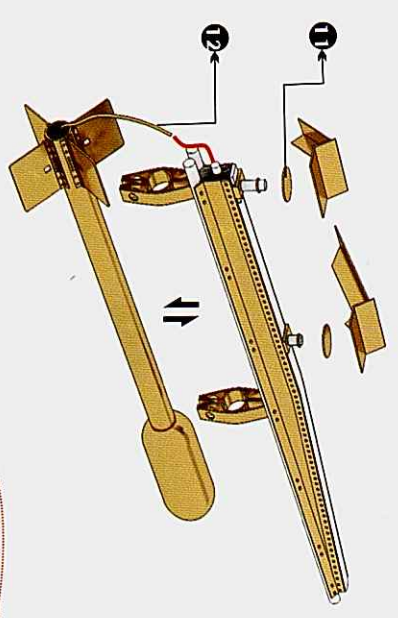
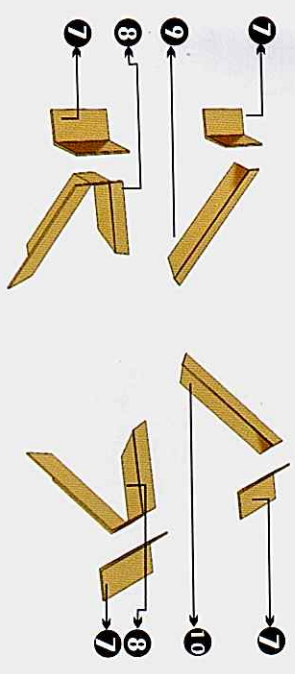
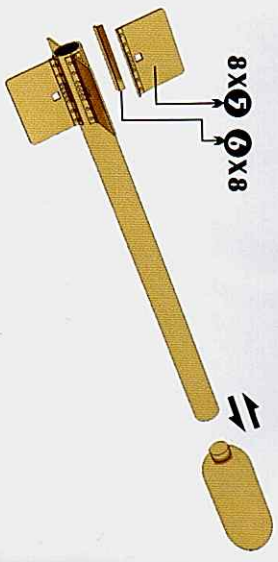
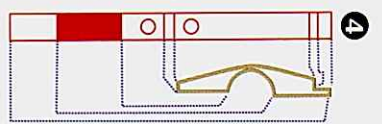
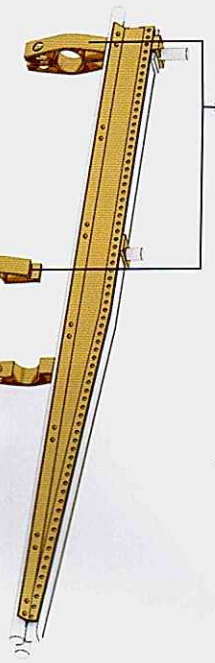
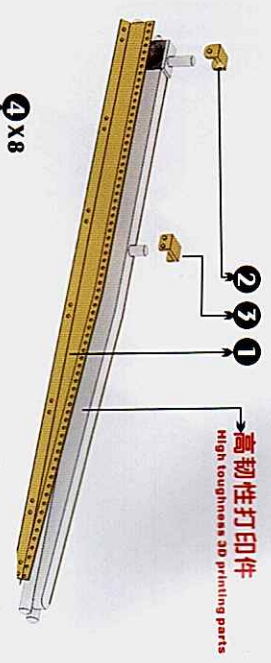
LM35008





Sherman V

Sherman VC

Sherman IC







## 制作说明

1. 本产品由光敏树脂制成，产品会随着光照时间的增多而变得越来越硬。所以在制作前一定要减少产品被光线照射的时间，以免产生硬化不容易剪切。
2. 在产品开封后的喷一层水补土能有效防止产品被光线照射，所以如果有条件的話，請为产品喷一层水补土后再开始制作。
3. 制作时可用锋利的剪钳和刀片处理支撑。有些情况下需要先用力片连支撑一起将零件整体从底板切下，然后再用剪钳剪去支撑。
4. 未使用的零件請收入避光的盒內，并且注意加热后可以使零件软化 and 塑形。

1. This product is made of photosensitive resin, and the product will become harder and harder as the light time increases. Therefore, it is necessary to reduce the time that the product is exposed to light before production, so as not to be too hard and not easy to cut.
2. Spraying a layer of water and soil after the product is opened can effectively prevent the product from being exposed to light, so if possible, please spray a layer of water and soil on the product before starting production.
3. The support can be handled with sharp scissors and blades during production. In some cases, it's necessary to cut the whole part from the base plate with the blade and the support first, and then use the scissors to cut the support.
4. Please store unused parts in a light-proof box, and pay attention to softening and deformation of parts after heating.



更多細節關注公共主頁  
FOLLOW THE PUBLIC HOMEPAGE FOR MORE DETAILS

蘭模型  
LANMO  
MODEL



專注模型細節改造  
FOCUS ON MODEL DETAIL TRANSFORMATION  
坦克配件 1/35