

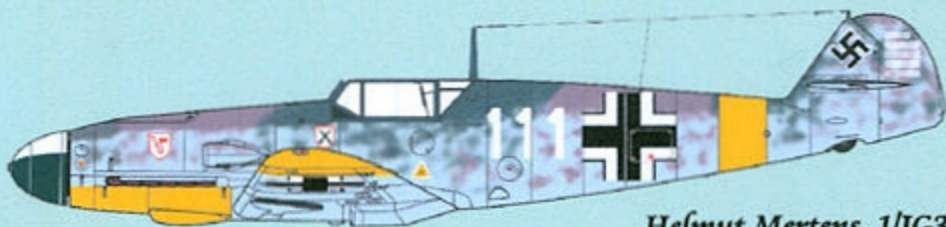
Lifelike Decals
Limited Edition!

32-002

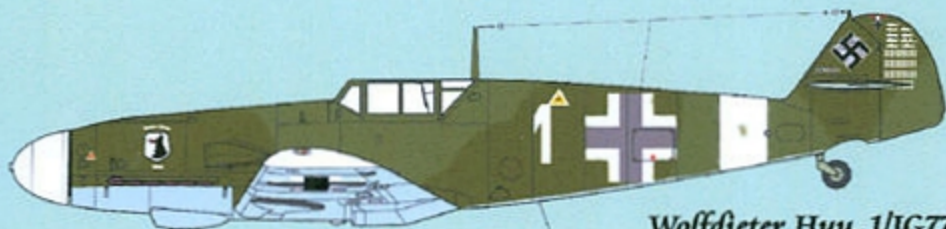
Messerschmitt Me 109 Part 1



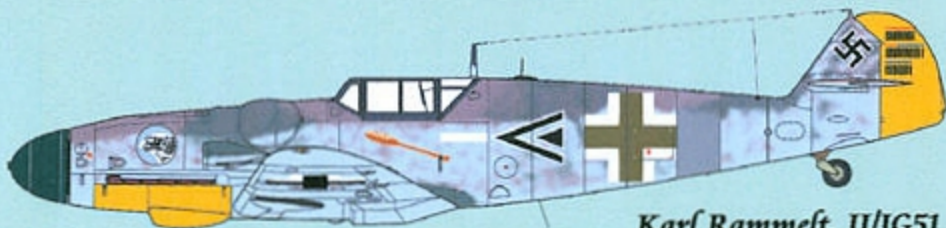
Hans Troitzsch, 6/JG77



Helmut Mertens, 1/JG3



Wolfdieter Huy, 1/JG77



Karl Rammelt, II/JG51

Recommended kit: Hasegawa Me 109 kits

Lifelike Decals wants to hear from you and your input.

Fax: +81-743-73-5526, e-mail: lifelike_d@kcn.jp

<http://lifelikedecals.sakura.ne.jp>



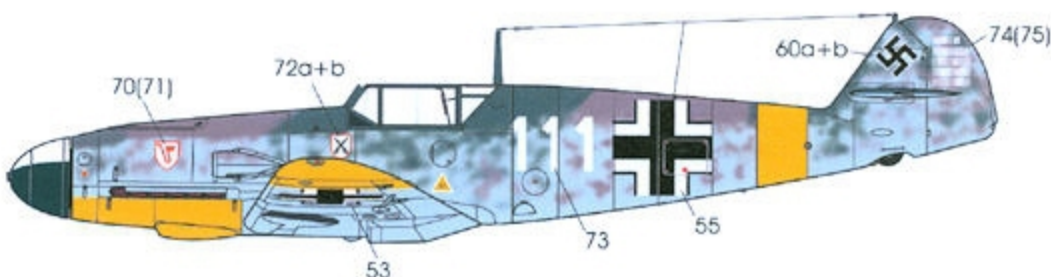
(1) Me109 E-1 flown by Feldwebel Hans Troitzsch, 6/JG77, Wangerooge/ Germany, December 1939.

Camouflaged in RLM 71/02/65 color with almost no mottling on fuselage sides (ref. 4). Photo in ref. 2 indicates RLM 70 on the right wing tip. Photo of ref. 3 shows several red patches in the tail section including stabilizer strut. Photo of ref. 1 shows further damage on fuselage, which might led to further red patches on fuselage as bullet damage mark. Extra red patches are provided for modeller's choice. Penguin mark is the emblem of II/JG77. His final score is not known.



(2) Me109 F-4 flown by Hptm. Helmut Mertens, Staffelkapitan 1/JG3, near Stalingrad, end of July 1942.

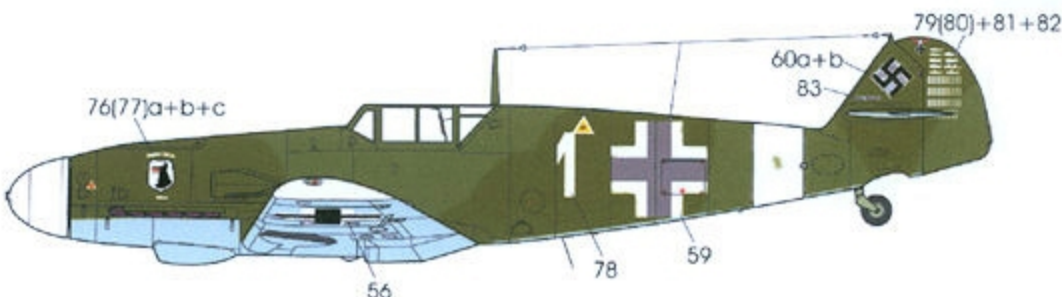
This A/C is unique with three digit number "111" on its fuselage (ref. 5). This is probably the only case where operational fighter carried such number. Camouflaged in the standard RLM 74/75/76 color. 47 kill bars are rather crudely applied on the rudder. Kill marks on the right side of the rudder are not confirmed and are provided



here for modeller's choice. Nose section isout of photo (ref. 6, 7,8), and the illustrated is our best guess from other A/C of the same unit. Mertens achieved 50 kills at the end of July, and received the Ritterkreuz on Sept. 4 1942.

(3) Me109 G-2 flown by Hptm. Wolfdieter Huy, Staffelkapitan 1/JG 77, somewhere during transfer from Russia to North Africa, Oct. 25, 1942.

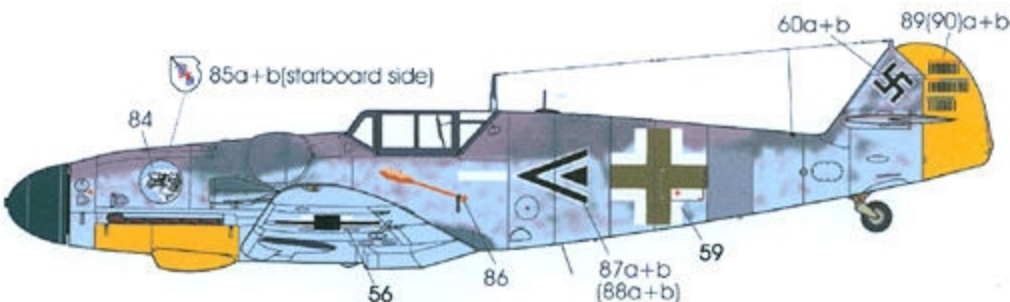
A full side view of this A/C is shown in ref. 9. It is still camouflaged with two dark green colors, but the precise camouflage pattern on upper surface is difficult to discern from the photo. These colors are said to be field modified (different from RLM 70/71), and their exact tints are not known. The illustrated is our best guess,



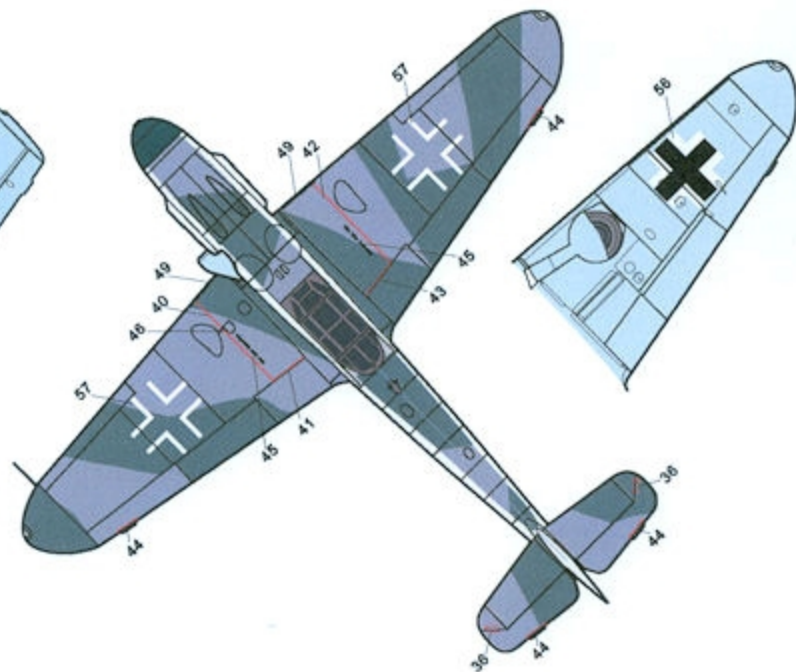
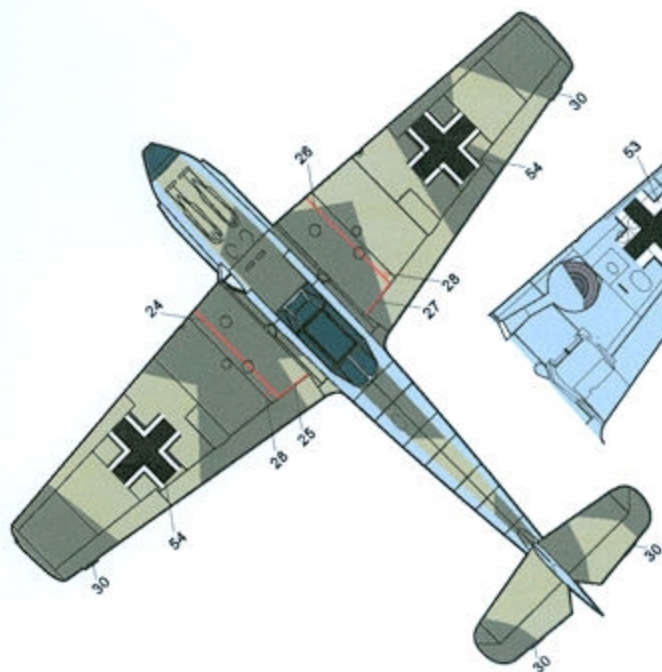
but is not established. Center of Balkenkreuz is RLM 75, and RLM 76 color is left unpainted beneath Swastika. Kill marks on the right side of the rudder are not confirmed, and are provided here for modeller's choice. Huy achieved a total of 40 kills.

(4) Me109 G-6 flown by Hptm. Karl Rammelt, Kdr. II/JG51, Nisch/Serbia, December 1943.

Possibly camouflaged in the standard RLM 74/75/76 color with yellow rudder, and possibly yellow lower cowling. Photo in ref. 10 shows unique camouflage pattern with less 74 on wings and stabilizers. Center of fuselage Balkenkreuz is painted in a dark color. Color photo of this or similarly marked A/C taken sometime later shows this center as dark green similar to RLM 71. This color photo also shows that spinner is painted in yellow, some brown spots/



mottlings are applied on fuselage and wing upper surface, and the Balkenkreuz on upper wings became narrower in white area. Kill marks on the right side of rudder are not confirmed, and are provided here for modeller's choice. The yellow triangle (decal #35) on fuselage spine is not applied with this A/C. Rammelt achieved a total of 46 kills.



Ref;

- (1) Geschichte des Jagdgeschwaders 77 Teil 1/Jochen Prien
- (3) Model Art Extra #375 "Messerschmitt 109 B-E"
- (5) Model Art #371
- (7) Fighter-Luftwaffe fighter planes and pilots/Arms & Armor Press
- (9) Geschichte des Jagdgeschwader 77, Teil 3/Jochen Prien

- (2) Luftwaffe Rudder Markings/Schiffer Military History
- (4) "Bf109 D/E Aces, 1935-41"/Osprey Aircraft of the Aces #11
- (6) Model Art Extra #408 "Messerschmitt Bf109F"
- (8) Die Deutschen Jagdgeschwader in Russlandflugzeug/Podzun-Pallas-Verlag
- (10) Das Jagdgeschwader 51-JG Molders/VDM Heinz Nickel

Messerschmitt Me 109

