

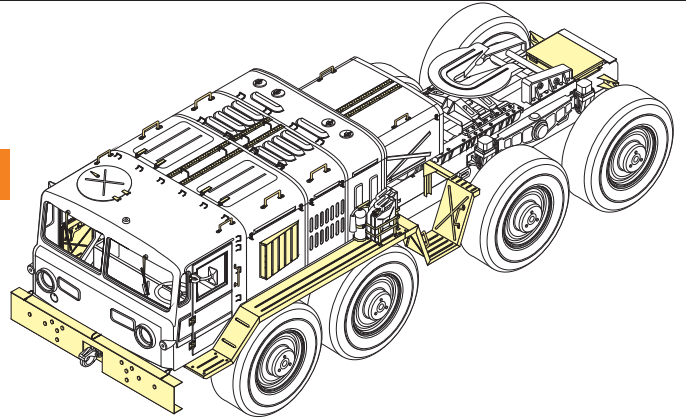

1/35 MILITARY MINIATURE VEHICLE UPGRADE SERIES PE35278

Russia MAZ-537G (Late Production)

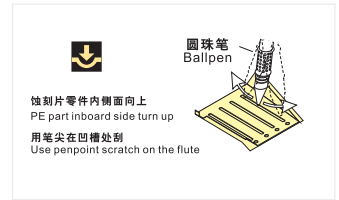
俄罗斯MAZ537G拖车头（后期型）改造件

[For TRUMPETER 00212]

推荐使用工具 RECOMMENDED TOOLS



- 安装 install
- 折叠 bend
- A1** 改造件零件编号 PE/resin part number
- B12** 原零件编号 kit part number
- C22** 被替换的原零件编号 replaced kit part number
- x2** 制作若干组 multiple assembly
- 弧度卷曲 radial bending
- 选择安装 alternative
- 切除 remove
- 钻孔 drill
- 注意 caution
- 另一侧相同制作 repeat on opposite side
- 用尖端在凹槽处冲压 use penpoint to press on the dent
- 打磨 grind off
- 填补 fill
- 用铜管制作 make from brass tube
- 用胶棒制作 make from plastic rod



A15
A18

A10
A15
反面 BACK
正面 TOP
0.5x4.3mm

C7
C16
C18

C15
C14(C13)
0.5X2.0mm
C2(C3)
C4
C5
0.5X0.5mm
C23
Φ0.5mm

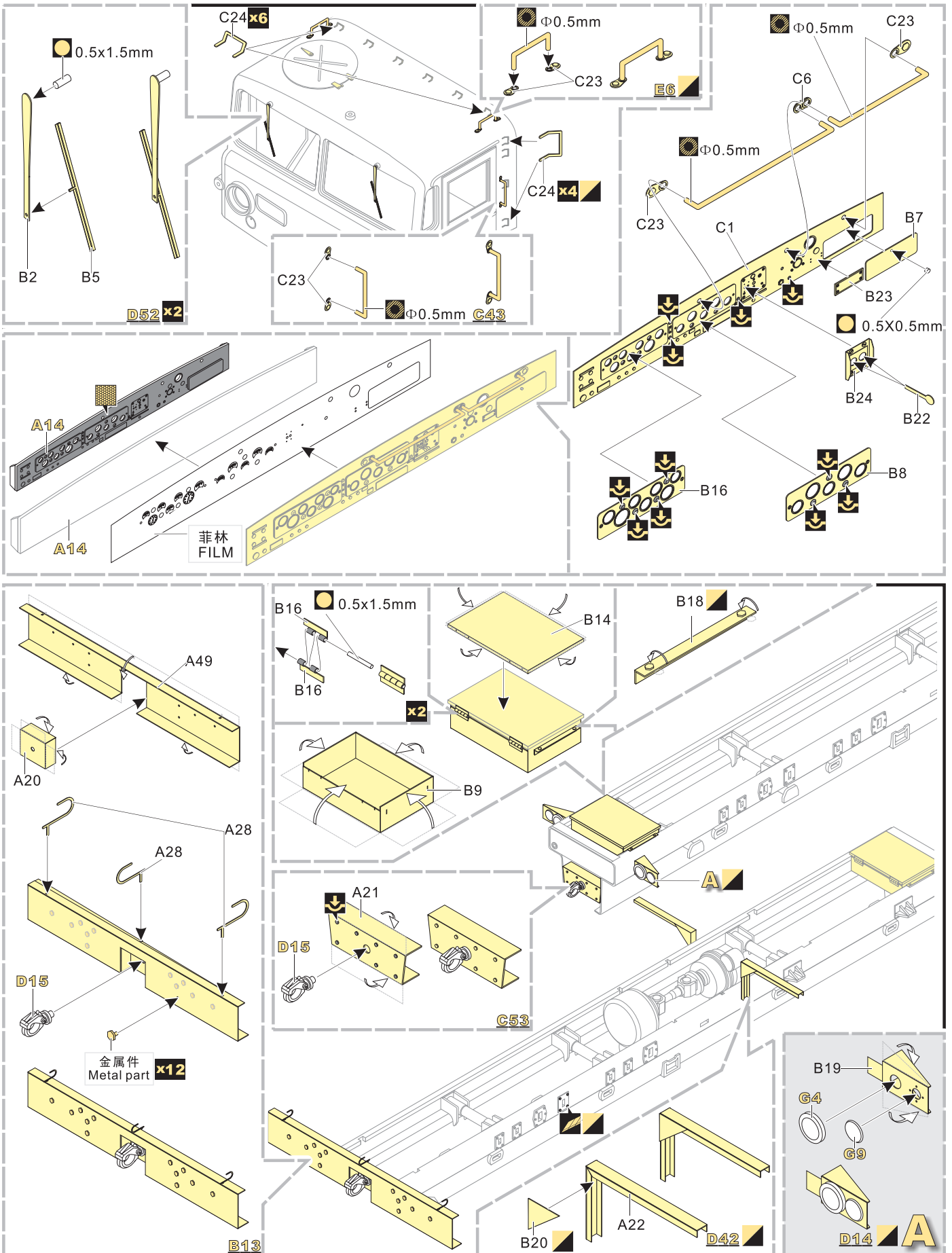
车顶内部 Cement to inner roof of cub
A32
A33
钢丝Φ0.3mm Steel wire Φ0.3mm

A30
A31
钢丝Φ0.3mm Steel wire Φ0.3mm

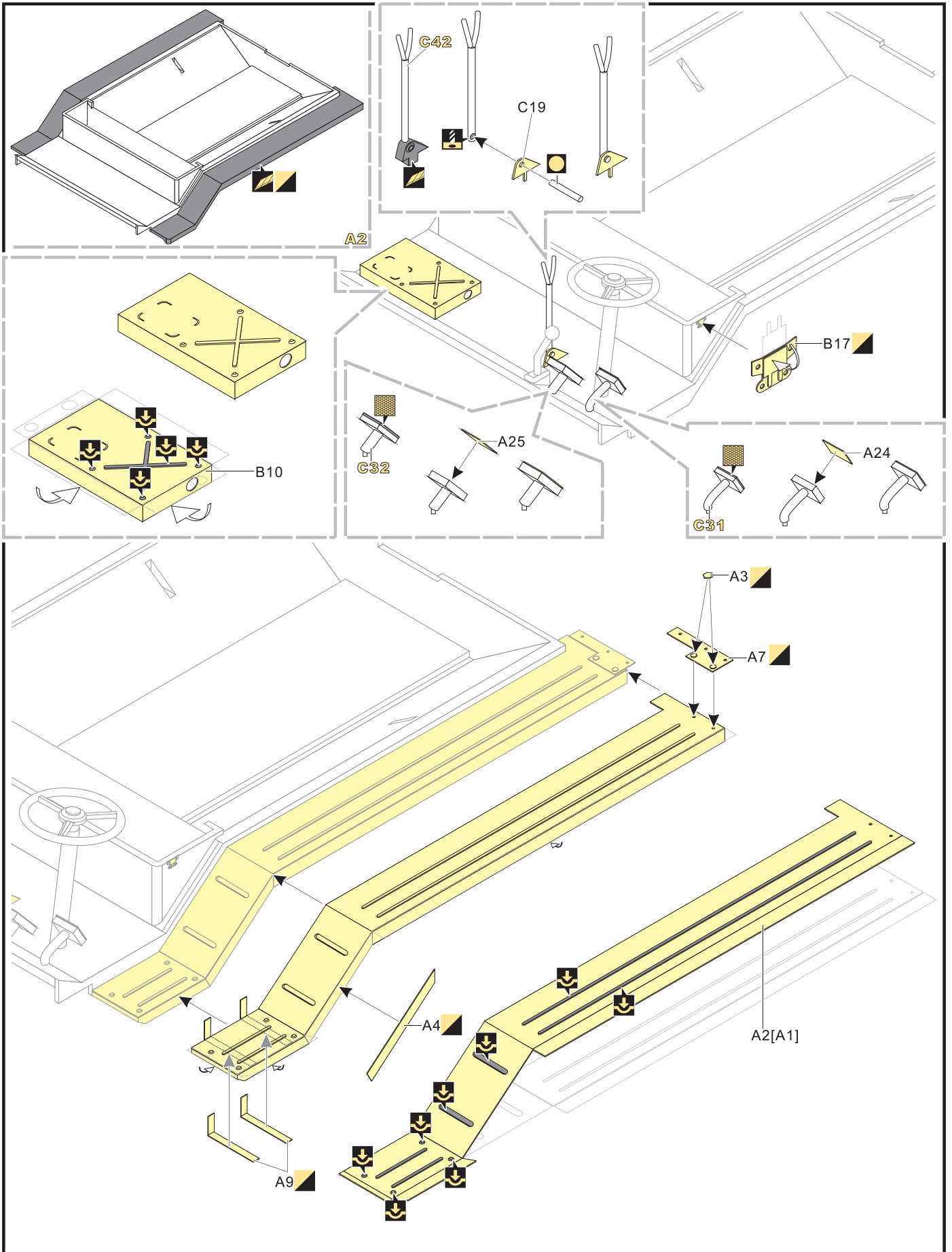
推荐使用PE35277俄罗斯MAZ-537G拖车头（中期型）改造件
We suggest use Pe35277 Russia MAZ-537G (Mid Production).

推荐使用PE35279俄罗斯MAZ/ChMZAP-5247G拖板改造件进一步升级
We suggest use Pe35279 Russia MAZ/ChMZAP-5247G for further upgrade.

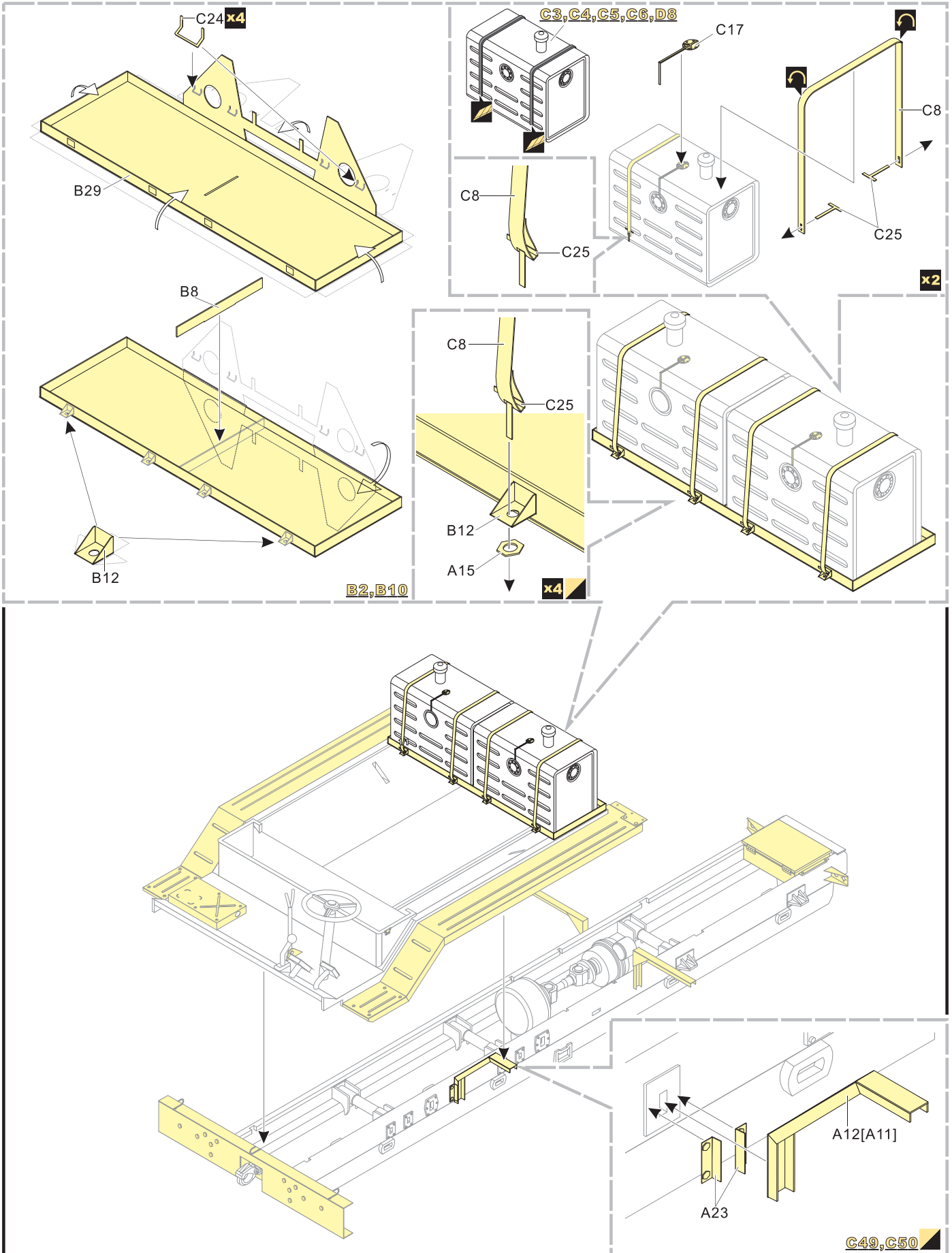
1/35 MILITARY MINIATURE VEHICLE UPGRADE SERIES PE35278



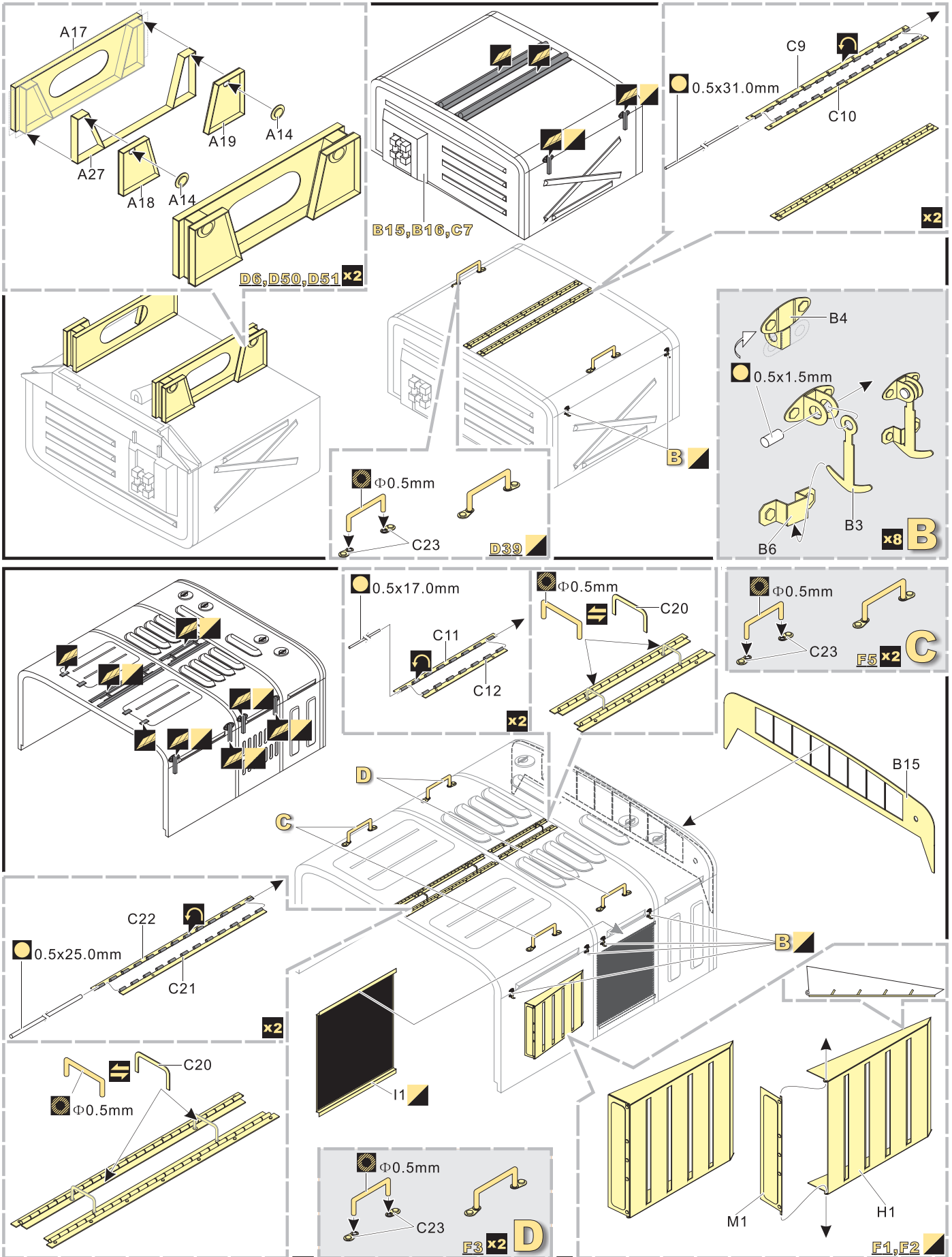
1/35 MILITARY MINIATURE VEHICLE UPGRADE SERIES PE35278



1/35 MILITARY MINIATURE VEHICLE UPGRADE SERIES PE35278



1/35 MILITARY MINIATURE VEHICLE UPGRADE SERIES PE35278



1/35 MILITARY MINIATURE VEHICLE UPGRADE SERIES PE35278

