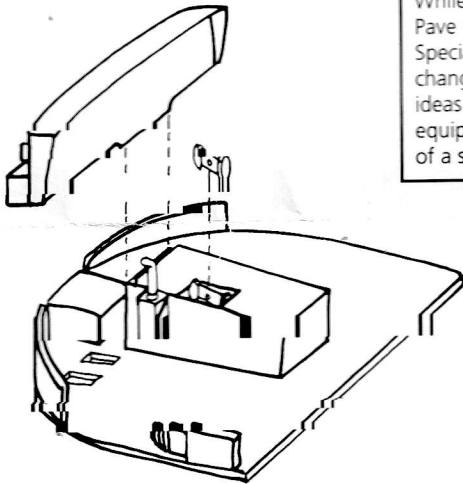


SPECIAL NOTE:

While this conversion kit correctly portrays the MH-53J Pave Low cockpit at the time we made the master, the Special Operators are well known (notorious?) for changing aircraft configurations as they think up better ideas or experiment with new equipment. Operational equipment can also be swapped out to meet the needs of a specific mission.

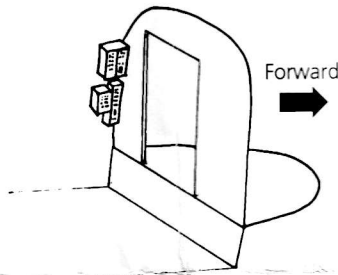


Main Cockpit Assembly

- Remove cockpit floor from kit part. Our floor is a direct replacement for the removed part.
- Use the kit rudder pedals and collectives.
- Attach the instrument panel and radar and FLIR slewing handles in the indicated positions.
- Trim the overhead console to fit inside the canopy.

Fit and location of most parts are self-evident.-- always measure twice and cut once! TEST FIT!

Use superglue or 5 minute epoxy for best results



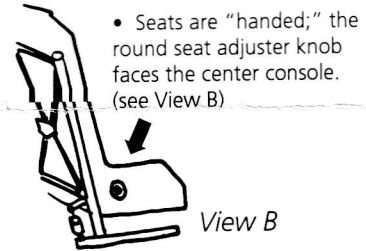
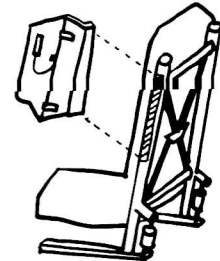
- Trim of the small sprues (they are not panel parts!)
- The two auxiliary electronic control boxes go here

Seat Assembly

• Glue the pewter armor mounts next to window on each seat—each seat has only one armor plate! (see View A)

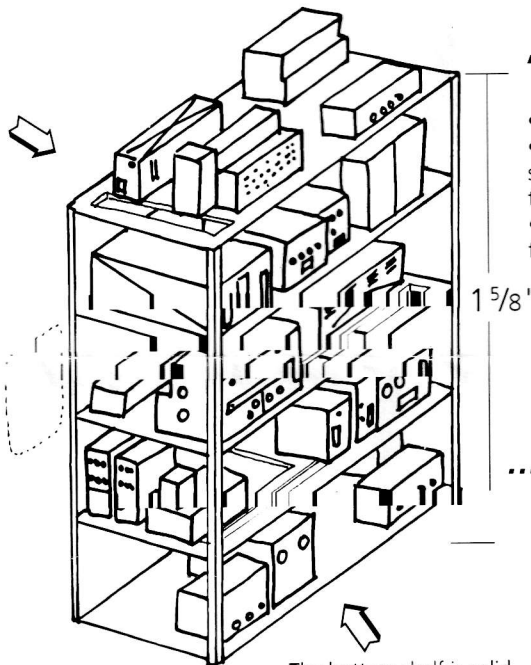
• File off the large sprue on the bottom of the seat

• Glue the seat support rails to the seat back in the appropriate places.



• Seats are "handed;" the round seat adjuster knob faces the center console. (see View B)

The top four shelves have an open framework. Note that the equipment faces on open shelves are different on each side. We provide a total of four different equipment faces. Vary the visible faces to give the appearance of different equipment setups for each self.



"Pizza Rack" Assembly

- Cut 4 pieces of "L" angles stock to 1 5/8"
- Sand the resin pour spaces off the bottoms of each shelf until the cutouts open up e.g., you can see through the holes in the shelf!.
- The rack is located on the port (left) side between the first and second cargo cabin windows.

... proudly presented by:



Write for our 125+ page catalog!

P.O. Box 3956
Merrifield, VA 22116 USA
703/971-0500
FAX: 703/971-8111

www.meteorprod.com

REFERENCES

- Koku-Fan Illustrated #76, Vol 94-6, *Sea & Super Stallion*
- World Air Power Journal #4, *Sikorsky's Heavy Lifters*
- Airplane, Part 74, *Sikorsky H-53 Special Variants*
- Osprey Super-Base #17, **Eglin**