


1/16 SCALE ALLIED SHERMAN FIREFLY DECALS NORMANDY BATTLES



1234567890

1234567890

1234567890

U.S.A.

U.S.A.

30

30

33

33

33

40

PL

PL

50 50 50

51 51 51

52 52 52

53 53 53

121 121 121

122 122 122

123 123 123

124 124 124

994 994 994

995 995 995

1234567890

1234567890

1234567890

REF COL 20  
REF COL 20  
REF COL 20  
REF COL 20  
REF COL 20



CT 1234567890

CT 1234567890

CT 1234567890

CT 1234567890

CT 1234567890

CT 1234567890

CT 1234567890

CT 1234567890

-----



**DGS MILITARY HOBBY**  
97 SELKIRK DRIVE  
KITCHENER, ONTARIO, CANADA  
N2E 1M5  
dgsselkirk@gmail.com

# THE FIREFLY'S OF NORMANDY

There were varied locations used to place unit and vehicle identification. If you are trying to recreate a specific vehicle the internet is your friend. This reference is what was normally used and where. AND I'm not perfect! So consider this a general guide.

I have chosen to represent 8 units that took part in the battles of Normandy from June 6th to the end of August. They are as follows:

**4th Armoured Division** The 4th Canadian Infantry Division was converted to 4th Canadian Armoured Division in early 1942 in Canada and spent the next 2 years training in Britain. The division moved to Normandy in July and took part in the battle of the Falaise pocket, the advance from Normandy, and spent almost two months engaged at the Breskens pocket.

The 4th Canadian Armoured Division's punch was provided by 4th Canadian Armoured Brigade: (C.A.R. Canadian Armoured Regiment)

21st C.A.R Governor General's Foot Guards (Sherman V & Firefly VC) **Senior Unit**

22nd C.A.R. The Canadian Grenadier Guards (Sherman V & Firefly VC) **Middle Unit**

28th C.A.R. The British Columbia Regiment (Sherman V & Firefly VC) **Junior Unit**



## Guards Armoured Division

The Guards moved into Normandy on 26 June 1944 as part of VIII Corps. Its first major engagement was Operation Goodwood. This was the first major attempt to break out of the Normandy bridgehead and get past the city of Caen. That was followed by Operation Bluecoat, the advance east of Caen as the Falaise pocket formed. The armoured fist of the division was the 5 Guards Armoured Brigade.

2nd Battalion Grenadier Guards (Sherman V & Firefly VC) **Senior Unit**

1st Battalion Coldstream Guards (Sherman V & Firefly VC) **Middle Unit**

2nd Battalion Irish Guards (Sherman V & Firefly VC) **Junior Unit**



## 11th Armoured Division

The 11th Armoured Division had not seen battle prior to Normandy. It's first battles were during Operation Epsom where it's inexperience showed but during Operation Goodwood the division fought well and stood up to the elite 1st SS-Panzer. During Operation Blue Coat the Division found an intact bridge on the Souleuvre river, which enabled it to drive the Germans back. In the famous "Charge of the Bull," the division liberated Le Bény-Bocage and quickly progressed southward. The armoured component was the 29th Armoured Brigade.

23rd Hussars (Sherman V & Firefly VC) **Senior Unit**

3rd Royal Tank Regiment (Sherman V & Firefly VC) **Middle Unit**

2nd Fife and Forfar Yeomanry (Sherman V & Firefly VC) **Junior Unit**



## 1st Polish Armoured Division

At the end of July 1944 the division was moved to Normandy and were attached to the First Canadian Army. It entered combat on 8 August during Operation Totalize. The Division scored victories at Mont Ormel, Hill 262 and the town of Chambois, during the battle of Falaise Pocket. The Polish armour played a crucial role in closing the pocket at the escape route during which the division bore the brunt of the German attacks trying to escape the pocket. The armoured element of the Division consisted of the 10th Armoured Cavalry Brigade:

1st Polish Armoured Regiment (Sherman V & Firefly VC) **Senior Unit**

2nd Polish Armoured Regiment (Sherman V & Firefly VC) **Middle Unit**

24th Polish Lancer Regiment (Sherman V & Firefly VC) **Junior Unit**





**DGS MILITARY HOBBY**  
97 SELKIRK DRIVE  
KITCHENER, ONTARIO, CANADA  
N2E 1M5  
dgsselkirk@gmail.com

# THE FIREFLY'S OF NORMANDY

This page represents the independent Armoured Brigades that also fought in the Normandy Campaign. Generally these units never fought as a cohesive unit but were instead usually assigned to support other units mainly infantry brigades and divisions.

## 4th Armoured Brigade



The first tanks for the Brigade landed in Normandy on 7 June 1944 and were tasked to support the battle for the Douvres Radar Station. They were used to support several British Infantry Divisions and the 11th Armoured Division, including the crossing the River Odon (during Operation Epsom), fighting to breakout of Normandy via the Odon Bridgehead, Hill 112, Operation Bluecoat, and assisted in the closing the Falaise Pocket.

Royal Scots Greys (Sherman II & Firefly VC) **Senior Unit**  
3rd County of London Yeomanry (Sherman II & Firefly VC) **Middle Unit**  
44th Battalion Royal Tank Regiment (Sherman II & Firefly VC) **Junior Unit**

## 8th Armoured Brigade



The Brigade landed on Gold Beach on D-Day near Arromanches and le Hamel, and provided firepower for the 50th Division during the initial assault. The Brigade was then tasked with supporting the 49th (West Riding) Division fighting with distinction in the battles around Rauray in late June.

Only A squadron of 4th/7th Royal Dragoon Guards ( **Senior Unit** ) were equipped with Firefly's and at the end of July the 13th/18th Hussars ( **Middle Unit** ) moved in with Sherman III & Firefly Vc's

## 33rd Armoured Brigade



The brigade landed on Gold Beach on 6 June 1944. The Brigade rarely fought as a single entity instead supporting a variety of other units. On 8th August 1944 it was involved in Operation Totalize, a Canadian First Army operation to breakout from the Caen Salient towards Falaise. Early successes were stopped by heavy German and the Brigades tank losses were heavy. In fact the Brigade was reformed and re-equipped with LVT 4 and re-assigned to the 79th Armoured Division.

The 3 regiments making up the Brigade were:  
1st Northamptonshire Yeomanry (Sherman I & Firefly VC) **Senior Unit**  
144th Battalion Royal Armoured Corps (Sherman I & Firefly VC) **Middle Unit**  
148th Battalion Royal Armoured Corps (Sherman I & Firefly VC) **Junior Unit**

## 2nd Canadian Armoured Brigade



The brigade's three regiments landed in Normandy on D-Day, 6 June 1944. Unlike their peers in the 4th Canadian Armoured Brigade, who were usually paired with their division's 10th Canadian Infantry Brigade, the 2nd was paired with any infantry who were in need of armour support. Elements from the Brigade fought in all the major battles of the Normandy Campaign and in fact 2 CAB fought in the North West Europe Campaign, longer than any other armoured formation, from D-Day to V-E Day.

The Regiments making up the Brigade were:  
6th - 1st Hussars C Sq. (Sherman III & Firefly VC) **Senior Unit**  
10th - Fort Garry Horse C Sq. (Sherman III & Firefly VC) **Middle Unit**  
27th - The Sherbrooke Fusiliers Reg. (Sherman III & Firefly VC) **Junior Unit**





**DGS MILITARY HOBBY**  
 97 SELKIRK DRIVE  
 KITCHENER, ONTARIO, CANADA  
 N2E 1M5  
 dgsselkirk@gmail.com

# THE FIREFLY'S OF NORMANDY

## BASIC TANK IDENTIFICATION MARKINGS

4th Canadian Armoured Brigade - 4th Canadian Armoured Div.

**50**

Brigade HQ



21st Canadian Armoured Regiment  
 Governor General's Foot Guards

**51**



Regimental HQ



A Squadron



B Squadron



C Squadron

22nd Canadian Armoured Regiment  
 Canadian Grenadier Guards

**52**



Regimental HQ



A Squadron



B Squadron



C Squadron

28th Canadian Armoured Regiment  
 The British Columbia Regiment

**53**



Regimental HQ



A Squadron



B Squadron



C Squadron

5th Guards Armoured Brigade - Guards Armoured Division

**50**

Brigade HQ



2nd Armoured Battalion  
 Grenadier Guards

**51**



Regimental HQ



A Squadron



B Squadron



C Squadron

1st Armoured Battalion  
 Coldstream Guards

**52**



Regimental HQ



A Squadron



B Squadron



C Squadron

2nd Armoured Battalion  
 Irish Guards

**53**



Regimental HQ



A Squadron



B Squadron



C Squadron



DGS MILITARY HOBBY  
97 SELKIRK DRIVE  
KITCHENER, ONTARIO, CANADA  
N2E 1M5  
dgsselkirk@gmail.com

# THE FIREFLY'S OF NORMANDY

## BASIC TANK IDENTIFICATION MARKINGS

### 11th Armoured Division - 29th Armoured Brigade

50

Brigade HQ



#### 23rd Hussars

51



Regimental HQ



A Squadron



B Squadron



C Squadron

#### 3rd Royal Tank Regiment

52



Regimental HQ



A Squadron



B Squadron



C Squadron

#### 2nd Fife and Forfar Yeomanry

53



Regimental HQ



A Squadron



B Squadron



C Squadron

### 10th Armoured Cavalry Brigade - 1st Polish Armoured Division

50

Brigade HQ



#### 1st Polish Armoured Regiment

51



Regimental HQ



A Squadron



B Squadron



C Squadron

#### 2nd Polish Armoured Regiment

52



Regimental HQ



A Squadron



B Squadron



C Squadron

#### 24th Polish Lancer Regiment

53



Regimental HQ



A Squadron



B Squadron



C Squadron



**DGS MILITARY HOBBY**  
 97 SELKIRK DRIVE  
 KITCHENER, ONTARIO, CANADA  
 N2E 1M5  
 dgsselkirk@gmail.com

# THE FIREFLY'S OF NORMANDY

## BASIC TANK IDENTIFICATION MARKINGS

### 4th Armoured Brigade

**121**

Brigade HQ



#### Royal Scots Greys

**122**



Regimental HQ



A Squadron



B Squadron



C Squadron

#### 3rd County of London Yeomanry

**123**



Regimental HQ



A Squadron



B Squadron



C Squadron

#### 44th Armoured Battalion Royal Tank Regiment

**124**



Regimental HQ



A Squadron



B Squadron



C Squadron

### 8th Armoured Brigade

#### 4th/7th Royal Dragoon Guards

**994**



A Squadron

Only A Squadron was  
equipped with Firefly's

#### 13th/18th Hussars

**995**



Regimental HQ



A Squadron



B Squadron



C Squadron



**DGS MILITARY HOBBY**  
 97 SELKIRK DRIVE  
 KITCHENER, ONTARIO, CANADA  
 N2E 1M5  
 dgsselkirk@gmail.com



# THE FIREFLY'S OF NORMANDY




## BASIC TANK IDENTIFICATION MARKINGS

### 33rd Armoured Brigade

**50** Brigade HQ 

#### 1st Northamptonshire Yeomanry

**51**    
 Regimental HQ



    
 A Squadron B Squadron C Squadron




#### 144th Battalion Royal Armoured Corps

**52**    
 Regimental HQ

    
 A Squadron B Squadron C Squadron

#### 148th Battalion Royal Armoured Corps


**53**    
 Regimental HQ

    
 A Squadron B Squadron C Squadron


### 2nd Canadian Armoured Brigade

**50** Brigade HQ 

#### 6th Armoured Regiment 1st Hussars

**51** 

Only C Squadron was equipped with Firefly's

  
 C Squadron


#### 10th Armoured Regiment Fort Garry Horse



**52** 




Only C Squadron was equipped with Firefly's

  
 C Squadron

#### 27th Armoured Regiment The Sherbrooke Fusiliers

**53** 

   
 Regimental HQ

    
 A Squadron B Squadron C Squadron



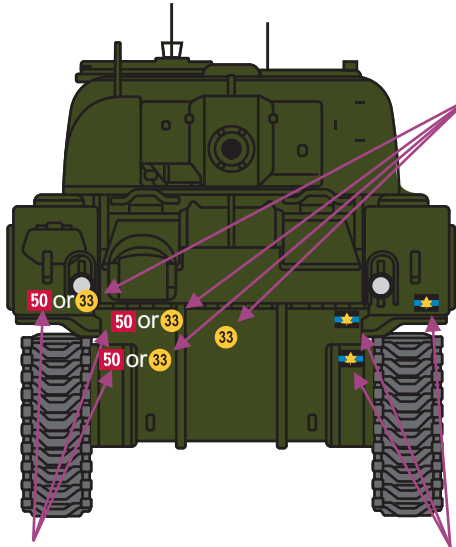
**DGS MILITARY HOBBY**  
 97 SELKIRK DRIVE  
 KITCHENER, ONTARIO, CANADA  
 N2E 1M5  
 dgsselkirk@gmail.com

# THE FIREFLY'S OF NORMANDY

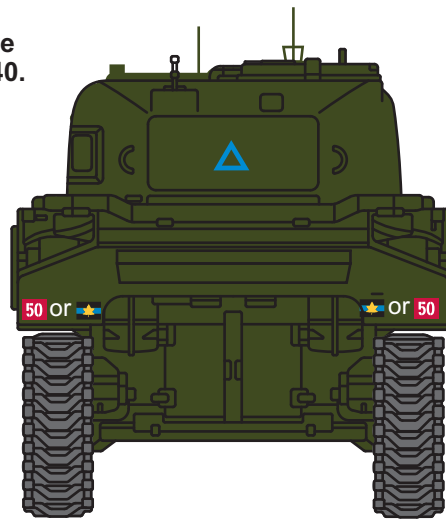
## BASIC IDENTIFICATION LOCATIONS

**All three positions are an option. Note we have included 30 and 40.**

The circles with 30, 33, 40 are weight classifications for bridges. Generally you will see 33 for Firefly's. We have included 30 in case you want to use the decals for a regular Sherman Tank. 40 was seen on some of the Polish Divisions tanks.



All three positions are an option

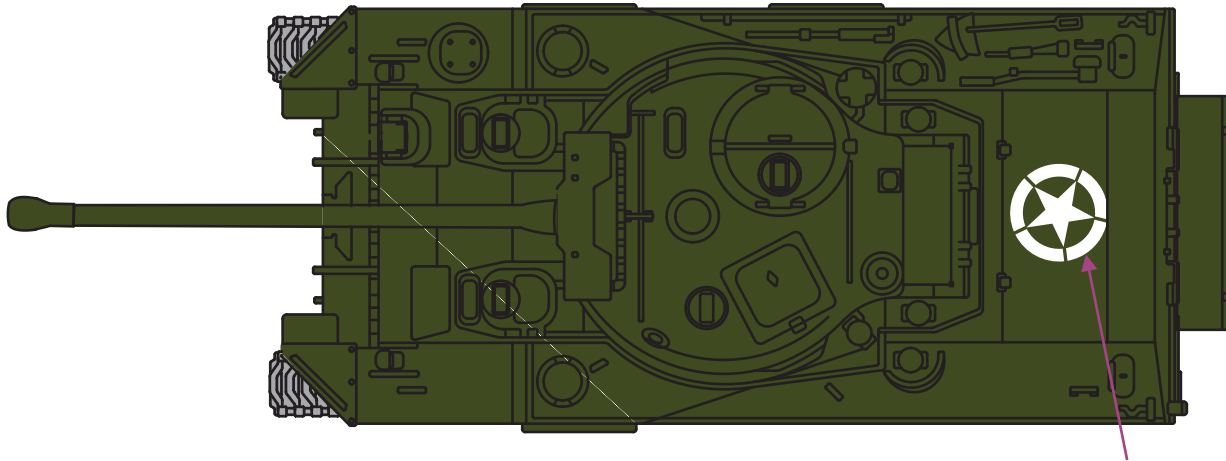


All three positions are an option



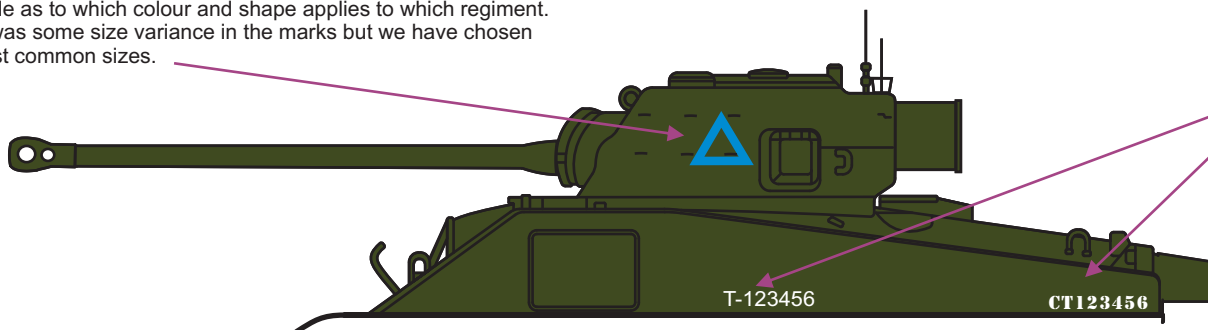
If you add a .50 Cal to your tank these are the decals for the ammo boxes

As with any massive military organization the consistency of markings varied wildly. Your best bet is to look for reference material to go by. The internet is a wonderful thing! This is purely a general guide on the placement of markings.



A little note on the Canadian use of Air recognition star. I had an old vet tell me they really didn't like the idea of putting American markings on their tanks but, orders are orders. So what they did was rotate them a little off center as their little act of defiance...

Squadron markings are as described in the earlier pages. Follow the guide as to which colour and shape applies to which regiment. There was some size variance in the marks but we have chosen the most common sizes.



Tank numbers can be all over the board! Generally Canadian numbers start with CT - Canadian Tank. The Brits even simpler, T - tank... Again, reference is your best bet.





DGS MILITARY HOBBY  
97 SELKIRK DRIVE  
KITCHENER, ONTARIO, CANADA  
N2E 1M5  
dgsselkirk@gmail.com

# THE FIREFLY'S OF NORMANDY

## AMMUNITION BOX MARKINGS

The boxes were made of wood but painted green with steel wire handles.  
Most of the markings were stencils and as such a little jagged when painted as reproduced here.

Markings for C310 MK 1 Armour Piercing, Capped,  
ballistic capped. APCBC

