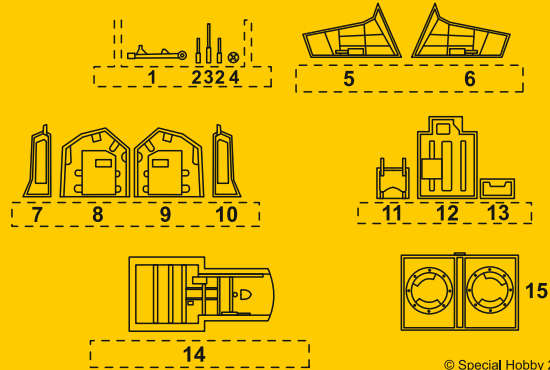


**4446 Canadair CL-13 Sabre Mk.4  
1/48 Undercarriage Bays  
for Airfix kit**



PUR - Polyurethane parts

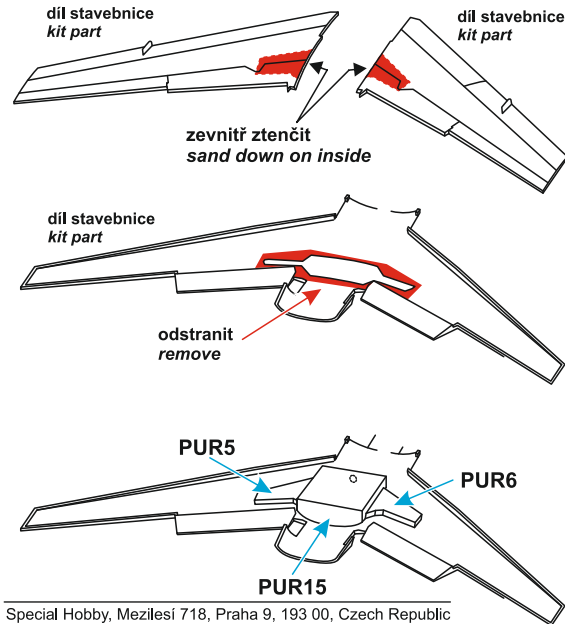
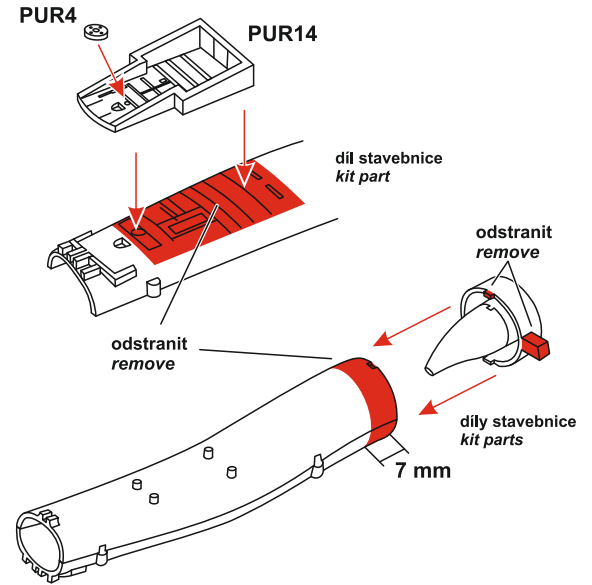


© Special Hobby 2022

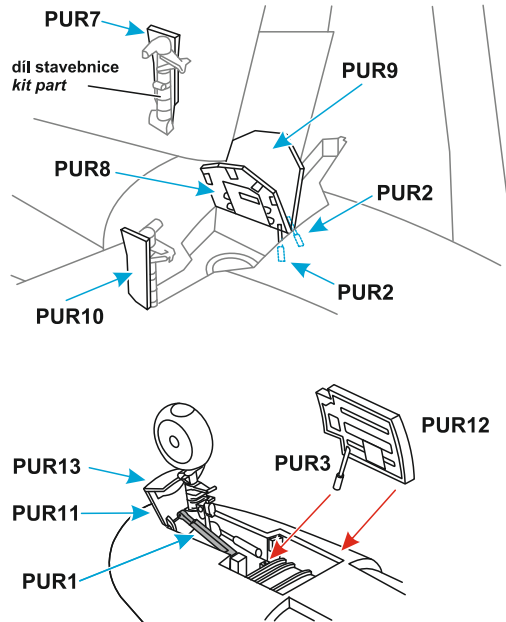
Resinové díly ohnuté popř. pokroucené vlivem teplotních změn a stárnutí materiálu, mohou být narovnaný do požadovaného tvaru pomocí proudu teplé vody nebo vzduchu (fén na vlasy). Ohnuté 3D tisky narovnejte ponořením do horké vody, srovnejte je a zchladte studenou vodou. K lepení použít kyanoakrylátové lepidlo! Kontaktní plochy doporučujeme před lepením odmastit.  
Různé drátky a tyčinky nejsou přiloženy.

Parts slightly distorted and bent owing to temperature changes or due to material aging can be straightened to requested shape by hot water or hot air jet (hair dryer). This process can be repeated till result is entirely satisfactory. You can also correct bent 3D printed parts: put them into hot water, straighten them and cool them in cold water. For best result use cyanoacrylate glue! Ungreasing contact areas is recommended before gluing. Wires and rods not included.

Visit our official website and e-shop at  
[www.cmkkits.com](http://www.cmkkits.com)  
[www.specialhobby.eu](http://www.specialhobby.eu)  
[www.facebook.com/specialhobby/](http://www.facebook.com/specialhobby/)



Special Hobby, Mezilezí 718, Praha 9, 193 00, Czech Republic  
e-mail: [office@specialhobby.eu](mailto:office@specialhobby.eu)



Special Hobby  
offers for 1/48 CL-13 Sabre (Airfix kit)  
4445 Canadair CL-13 Sabre Cockpit  
4447 Canadair CL-13 Sabre Mk.4 Gun Bays  
4448 Canadair CL-13 Sabre Mk.4 Airbrakes sets as well

**4448 Canadair CL-13 Sabre Mk.4  
1/48 Airbrakes  
for Airfix kit**

