



Enough markings to build ANY JASDF F-15J/DJ Aggressor!!!!

WHAT'S OUT THERE?
1/32nd Tamiya F-15C
1/32nd Revell F-15D
Black Box Cockpit
Aires Cockpit
Eduard Accessories
Flightpath Products

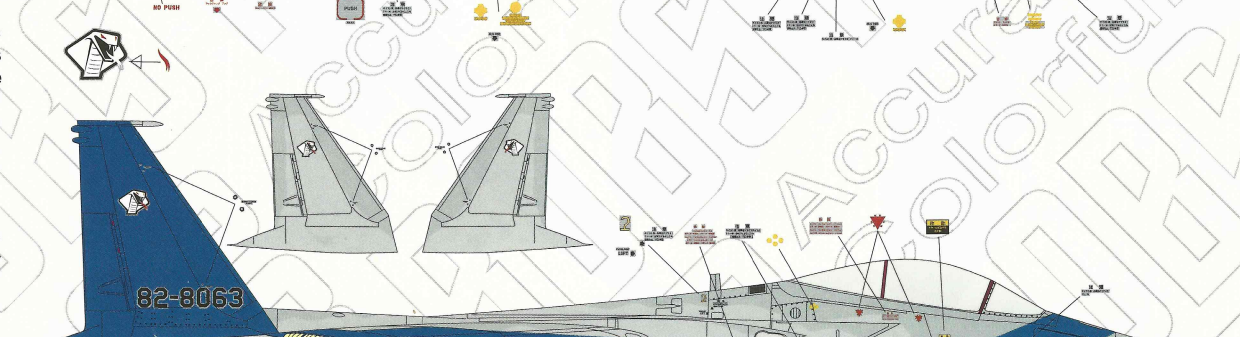
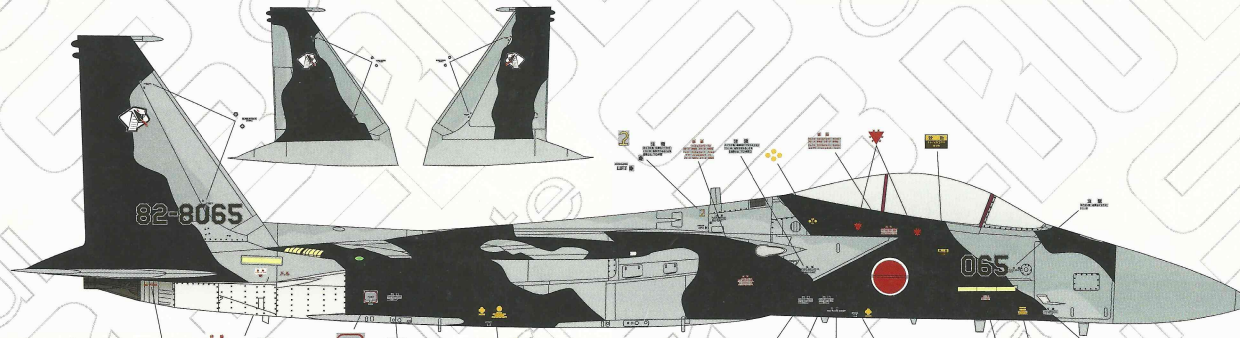
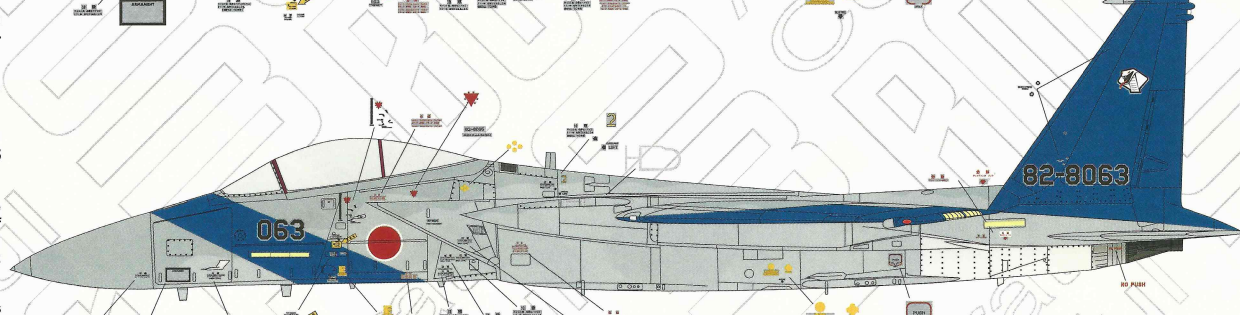

Hiko Kyodo-tai
The Hiko Kyodo-tai is the only F-15 Aggressor squadron in the world. They are stationed at Nyutabaru AB on the southern part of the island of Kyushu in northern Japan.

A DJ Eagle can be easily built by making these simple modifications to the Academy F-15E kit.
• Leave off the CFTs
• Remove the two ALQ-135 antennas on the tail.

A J Eagle can be built by using the various C/J kits that are out there and doing the ALQ-135 and AN/ALQ-128 mods.

Also Japanese Eagles do not have the AN/ALQ-128 TEWS antennas on the tips of the vertical stabs. Both vert stab probes are the same size and are only there for weight balance.

Typical load-out is two dummy Sidewinders with live seeker heads on the outer wing pylons. ACMI pods are typically not carried (there is documentation to show that they do at times) since the JASDF doesn't have access to instrumented ranges like those available here in the United States.



References
The best print photographic reference for these particular jets is the Aero Detail 3 book on the McDonnell Douglas F-15J/DJ Eagle; ISBN 499-20562-xC0049 P2200E. This book was used extensively for the research on this sheet.

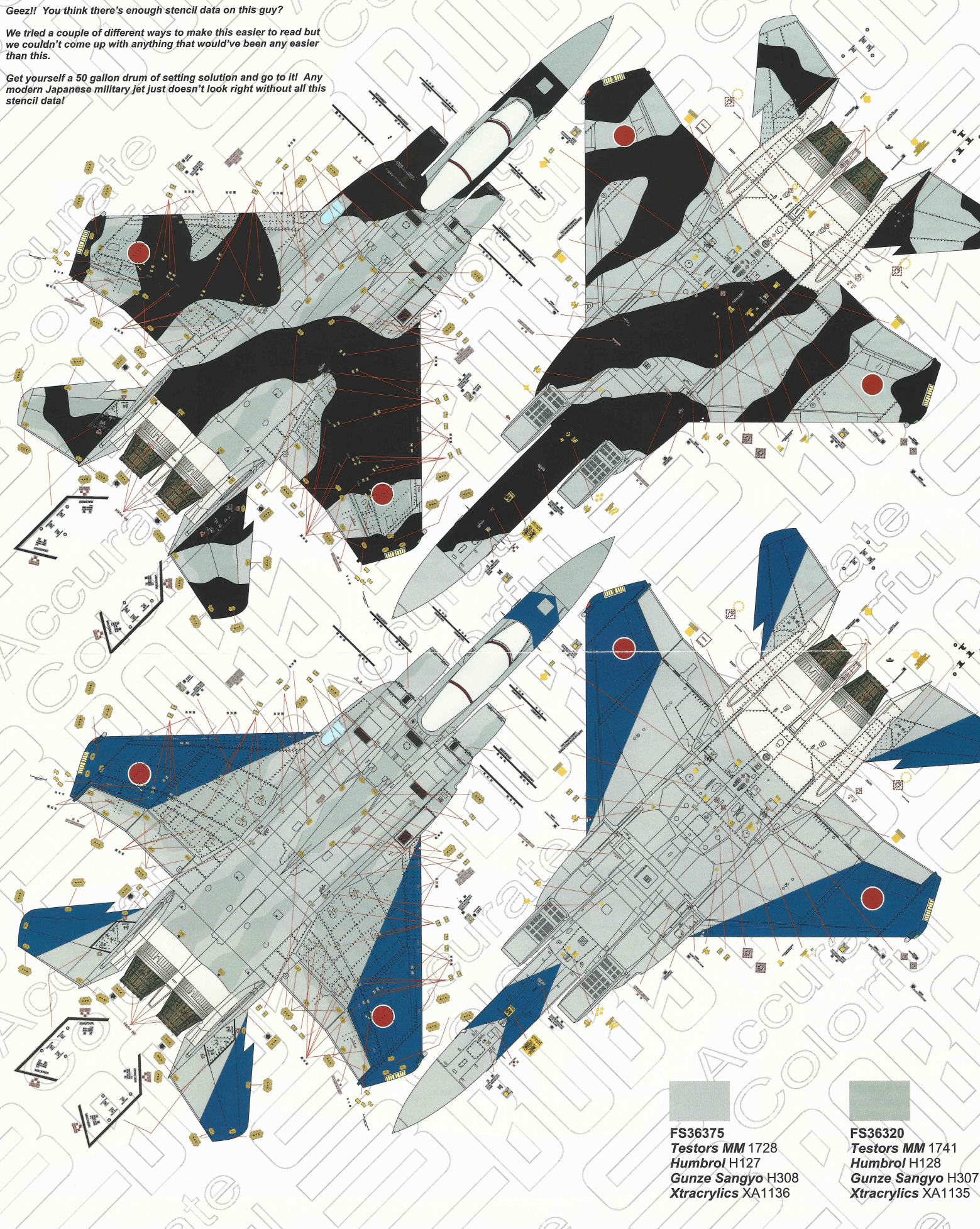
The web and Koku Fan magazine are the other sources the modeler can use to build the various J and DJ versions of these colorful aggressors.

Enough markings are included to build any aggressor in the JASDF. Use your references for paint scheme information on these A/C. The colorful camouflage pattern is typically sprayed over the standard Compass Gray paint scheme that is on all JASDF F-15s.

Geez!! You think there's enough stencil data on this guy?

We tried a couple of different ways to make this easier to read but we couldn't come up with anything that would've been any easier than this.

Get yourself a 50 gallon drum of setting solution and go to it! Any modern Japanese military jet just doesn't look right without all this stencil data!



FS36375
Testors MM 1728
Humbrol H127
Gunze Sangyo H308
Xtracrylics XA1136

FS36320
Testors MM 1741
Humbrol H128
Gunze Sangyo H307
Xtracrylics XA1135

Twobobs' goal is to provide you with the most thoroughly researched decals that money can buy. We go beyond using traditional reference resources and many times speak with the actual aircrews and maintainers of our subject matter. Being modelers ourselves, we understand that there is no substitute for this painstaking research and we are proud to offer, what we feel, are the best decals on the market. If you have any subject matter that you feel should be the next Twobobs creation, let us know. We'll be happy to listen to any and all customer input.