
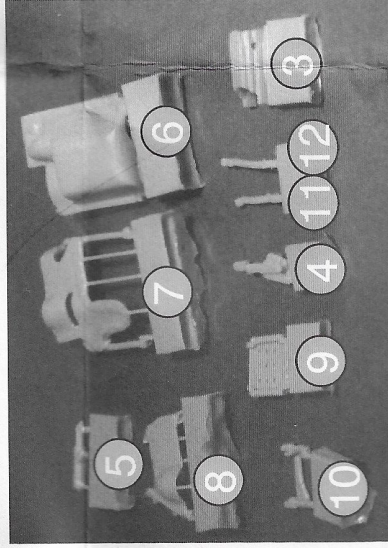


352373

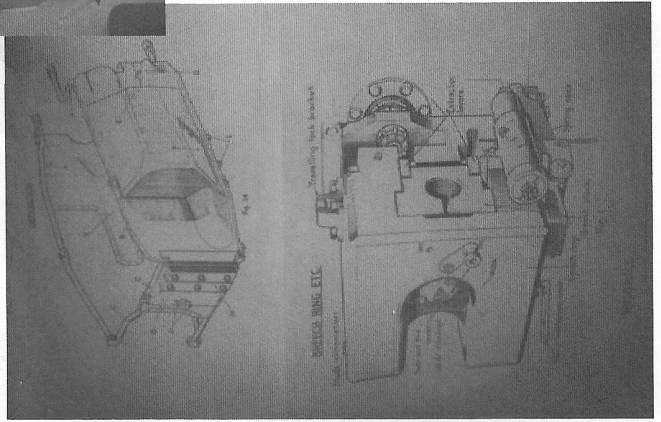


Breech for TASCA Firefly


List of resin parts

- 1 Trunion X1
- 2 Breech X1
- 3 Breech block X1
- 4 Handle X1
- 5 Spring case X1
- 6 Left hand guard fixed X1
- 7 Right hand guard fixed X1
- 8 Right hand guard rear X1
- 9 Rear guard section X1
- 10 Left hand guard folding section X1
- 11 Left hand upper arm X1
- 12 Left hand lower arm X1



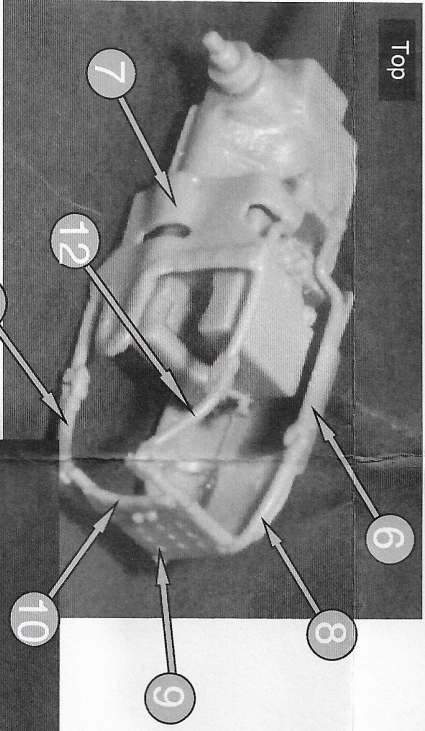
Master by Ken Switzer






Top


Insert two rods into trunion and breach
 When in full recoil rods should be 12mm long (as above)
 In normal position push breach into trunion as far forward as possible (rods are hardly visible)




Top



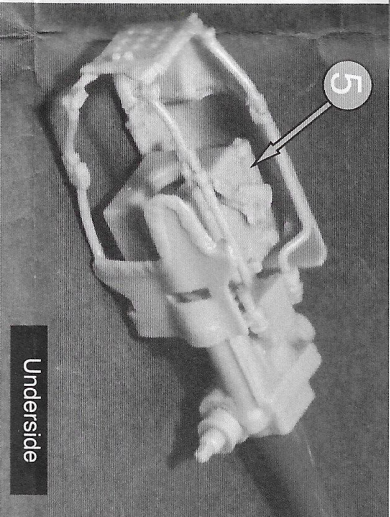
Top



Top



Underside



Underside



Underside

Attach Tasca gun mount to turret, attach trunion caps to resin trunion and insert assembly from inside of turret.