












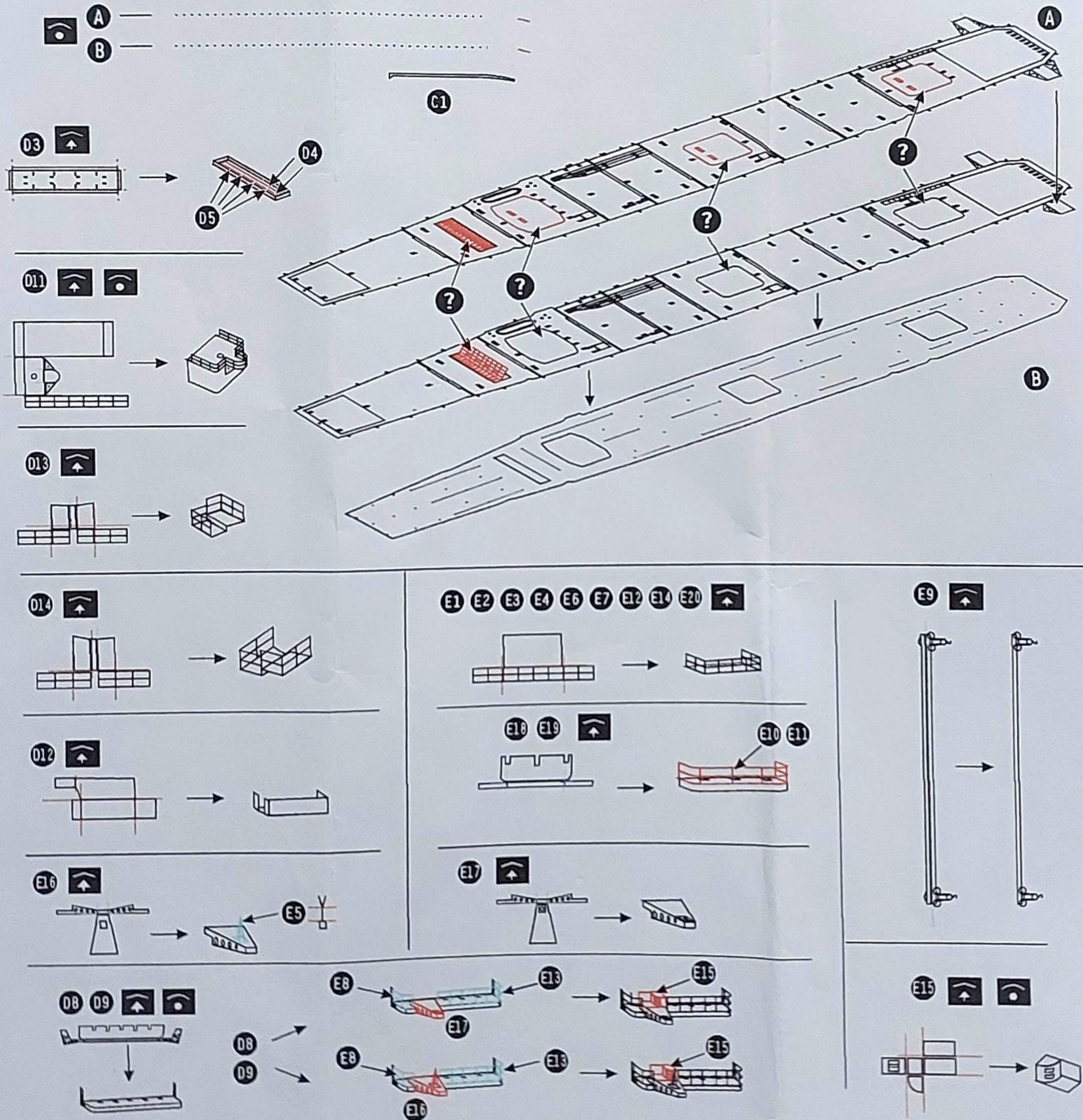
# 1/700 JAPANESE AIRCRAFT CARRIER ZUIKAKU 瑞鶴 FLIGHTDECK

FH 700099  
FOR TAMIYA

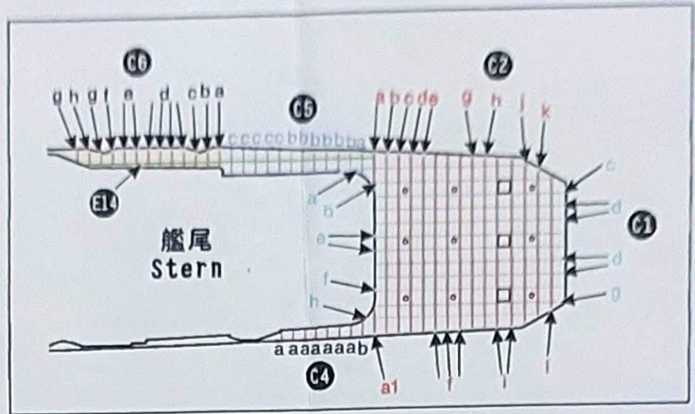
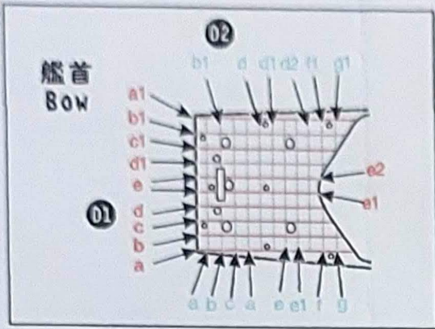
-  填充部分切除 (cut the shadow)
-  卷曲 (roll)
-  紅色向上折 (Red upfold)
-  原零件號 (Original Part No.)
-  折彎 (sharp bend)
-  藍色向下折 (Blue flod down)
-  替換原零件 (replace original part)
-  選擇 (Option)
-  另一側相同制件 (same another side)

**CAUTION 注意**

Crimp either side of A and B to the same radian according to C15 and C41 before splicing.  
粘接A,B前請先根據C1卷曲A,B的兩端以達到一致的弧度







機槍座定位標記  
Gun Seat Positioning Mark

點膠處  
Glue

