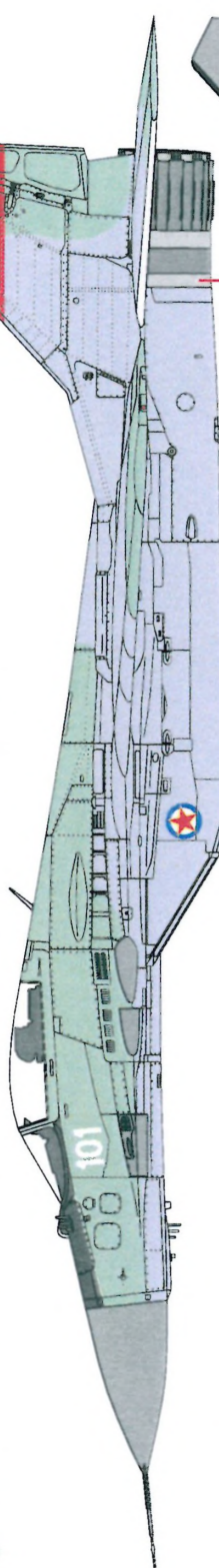
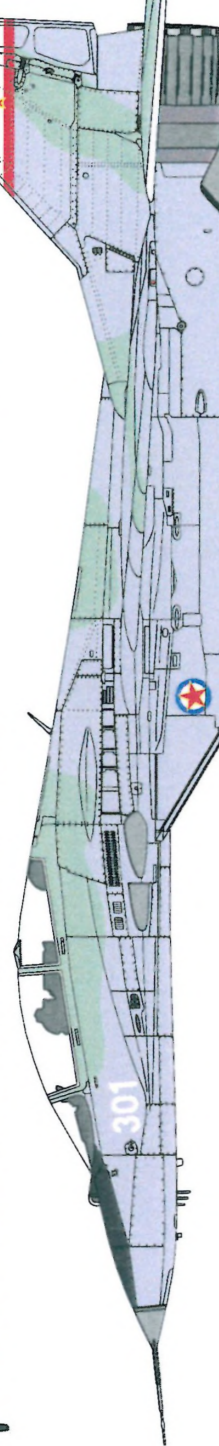


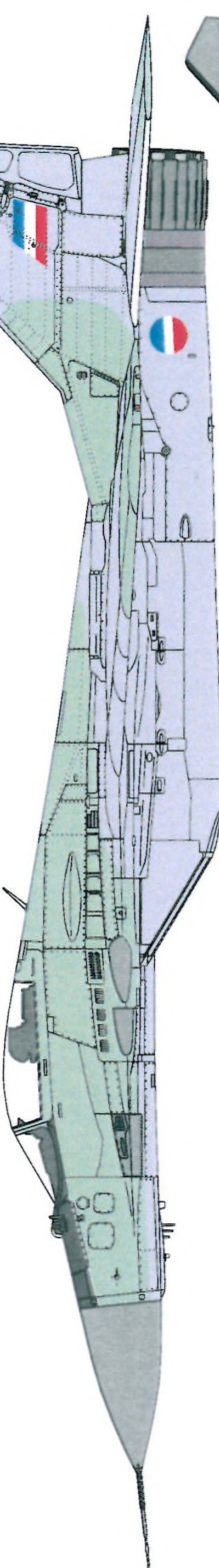
✈ 1. MiG-29 of (Socialist) Yugoslav AF, N°18101, before 1992



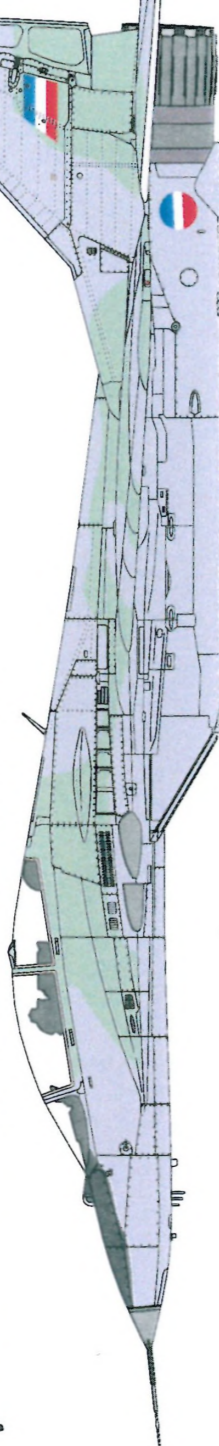
✈ 2. MiG-29UB of (Socialist) Yugoslav AF, N°18301



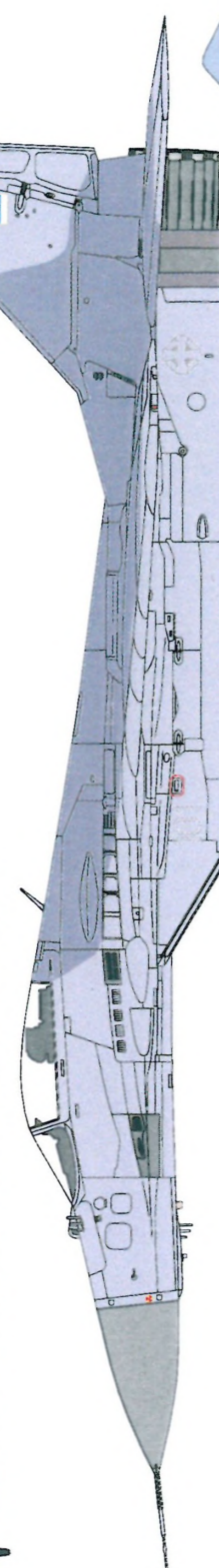
✈ 3. MiG-29 of Yugoslav Air Force, N°18102, 1999



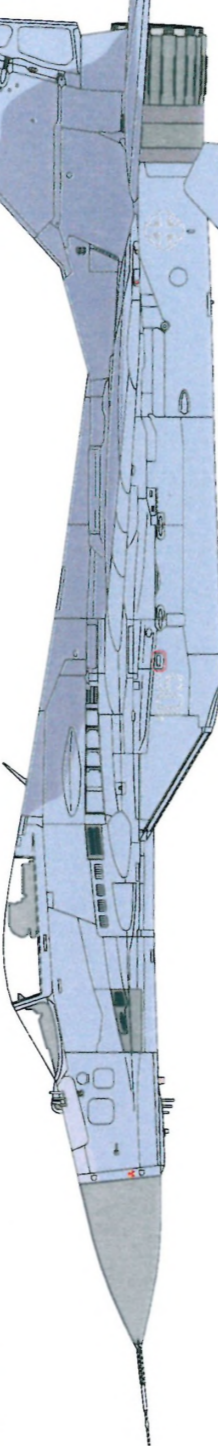
✈ 4. MiG-29UB of Yugoslav Air Force, N°18302, 1999



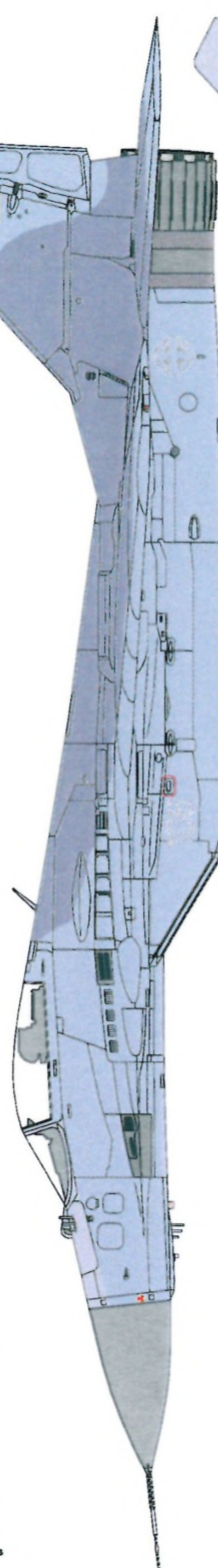
✈ 5. MiG-29 of Serbian Air Force, N°18101, 2009



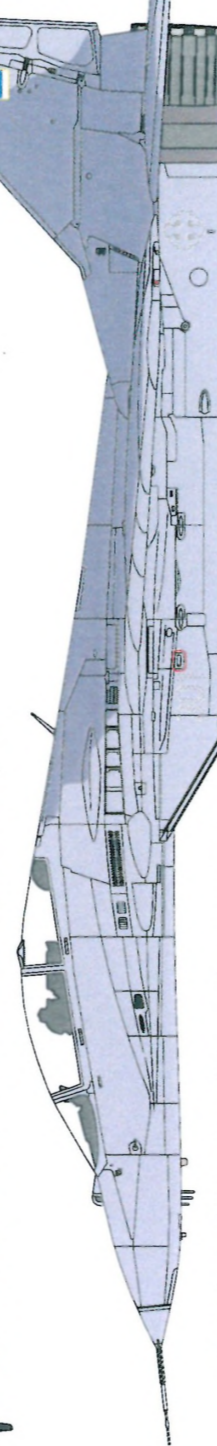
✈ 6. MiG-29 of Serbian Air Force, N°18105, 2009



✈ 7. MiG-29 of Serbian Air Force, N°18108, 2009



✈ 8. MiG-29UB of Serbian Air Force, N°18301, 2009



• Top view of this aircraft is on the cover page.

COLOUR GUIDE

COLOUR	FS	HU	MM
♦ A Light Grey (RAL7001)	36375	127	1728
♦ B Light Grey-green	34227	120	1716
♦ C Dark Radome Grey	36118	125	1723
♦ D Black	37038	33	1749
♦ E Gun Metal	-	53	1795
♦ F Aluminium	-	56	1781
♦ G Medium Grey	36132	106	-
♦ H Blue Grey RAL7000	32157	145	1721

- Wheel hubs are painted green FS34090.
 - Wheel wells and inside of jet intakes are matt light grey.
 - Wing markings are placed assymmetrically on upper and lower sides.
 - Heavily weathered and faded colours on aircraft Nos. 3 & 4.
 - Black anti-glare panel on a/c No. 4 is hand-sprayed.
 - All stencils are standard Russian on on post-1992 aircraft.
 - The aircraft Nos. 5, 6, 7 & 8 are fully overhauled and freshly painted.
 - The new light grey on Nos. 5, 6, 7 & 8 is RAL7001.
 - Check photographs for further details.
- All drawings are in 1/144th scale.



- Apply decals only on smooth and glossy surfaces.
- Carefully cut the decal that you need from the sheet.
- Dip in clean water for about 10s.
- After that lay it over absorbent paper towel for 30s.
- Apply the setting solution to the desired area.
- Slide the decal from the paper using a soft paintbrush.
- After 5min apply the solvent solution and wait overnight.
- Wash the kit and later apply the final coat.

Sources: Lift Here! Team Archive ©2011 Lift Here! Decals

Contact e-mail: lifthereserbia@gmail.com
 For more informations visit: <http://lifthereserbia.wordpress.com>

fulcrums

SERBIAN AIR FORCE'S MIG-29



408 - LH

 made in serbia

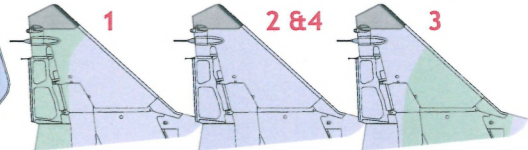
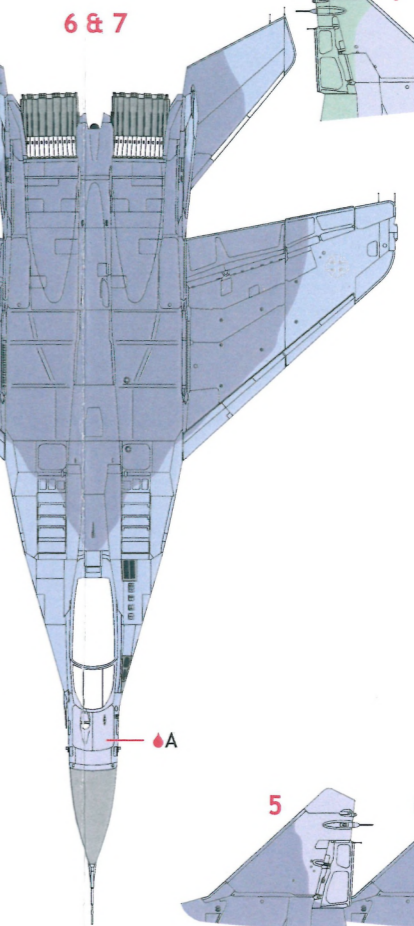
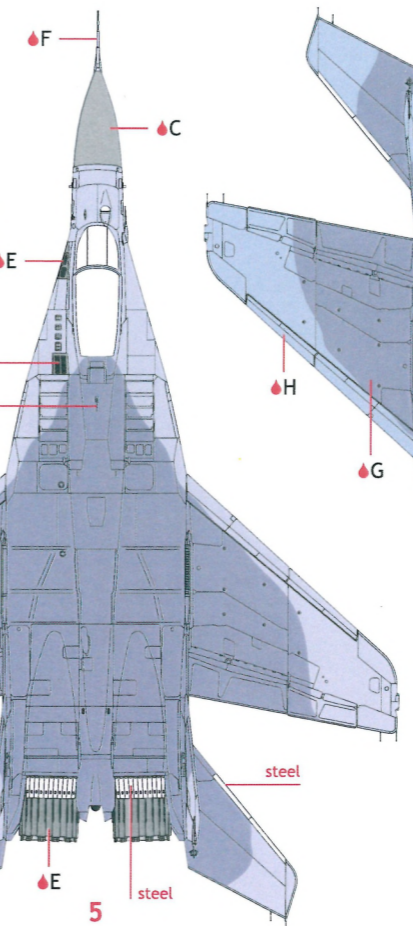
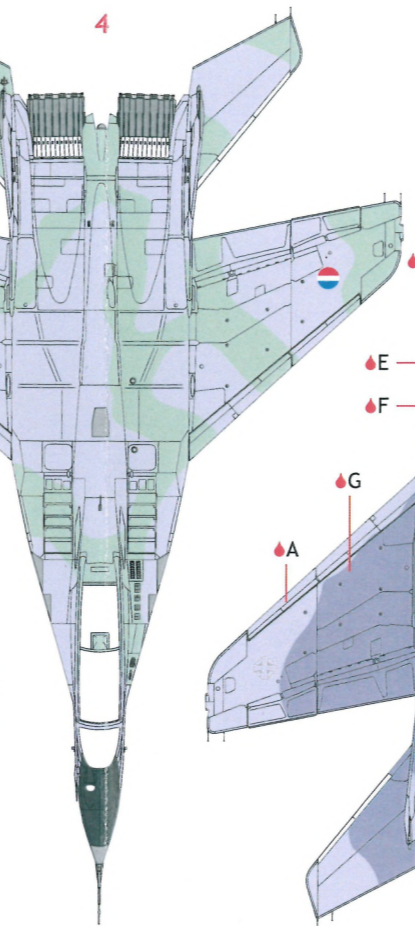
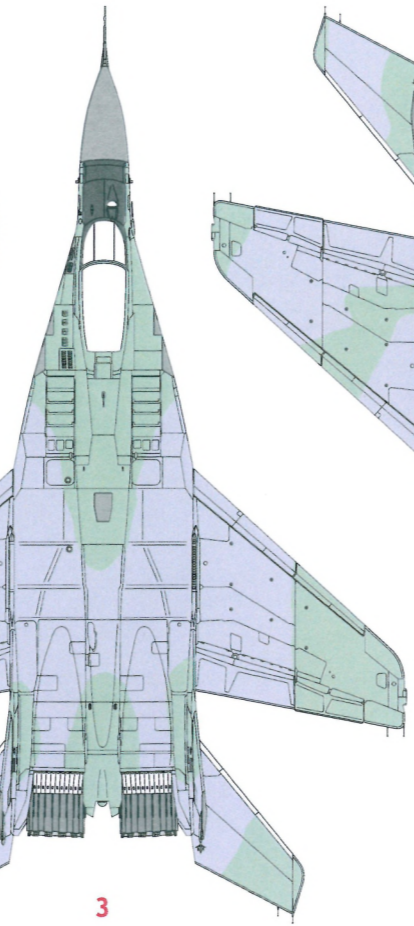
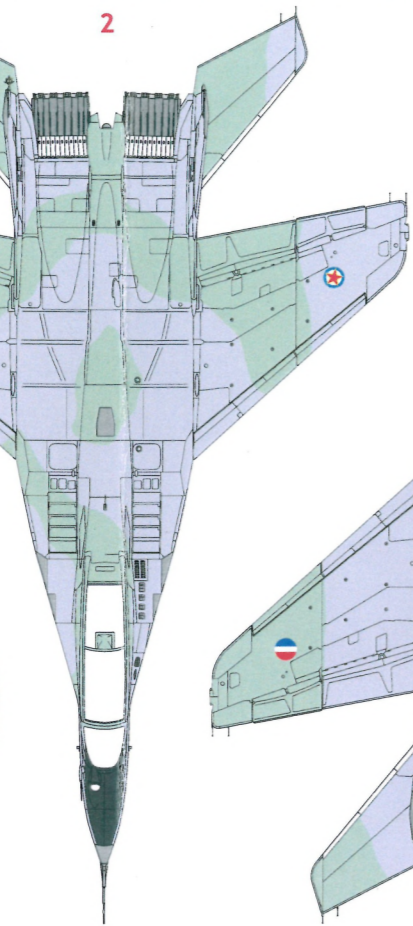
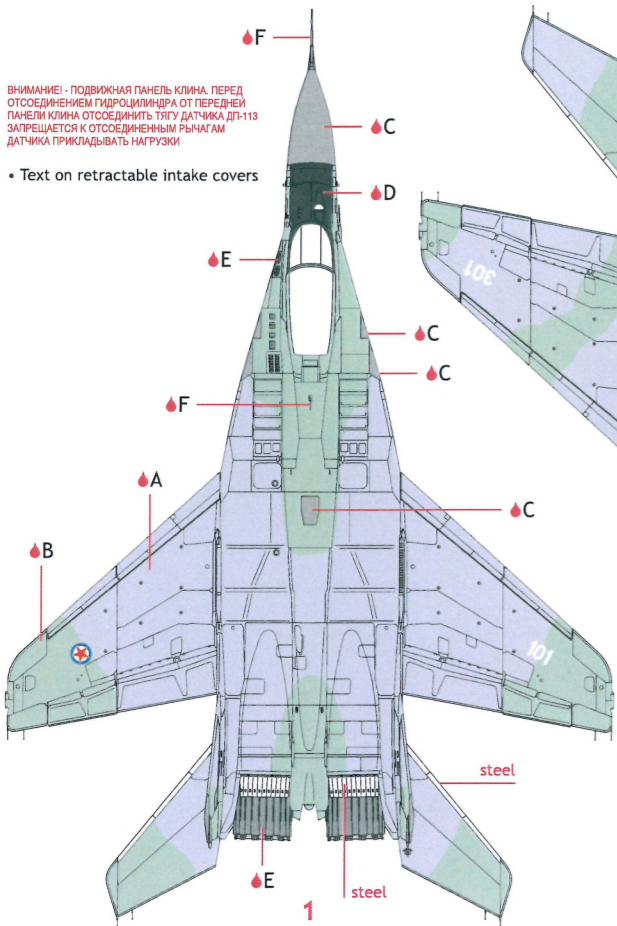


LIMITED
 1/48
 EDITION

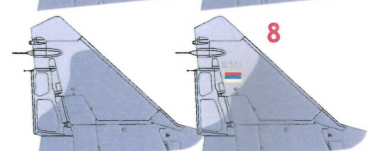
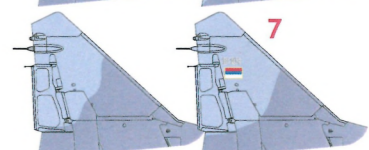
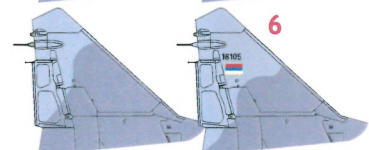
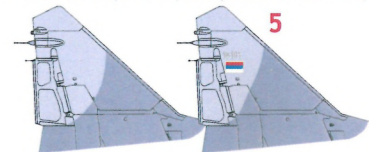
• All aircraft shown belong to the 204th Fighter Regiment / 127th Fighter Squadron "Vitezovi" ("Knights"), from Batajnica AF base, near Belgrade.

ВНИМАНИЕ! - подвижная панель клина, перед отсоединением гидроцилиндра от передней панели клина отсоединить тягу датчика ДЛ-113 запрещается к отсоединенным рычагам датчика прикладывать нагрузки

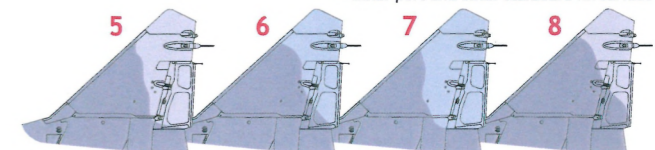
• Text on retractable intake covers



• Inner side of port fin (same pattern on both fins)



• Inner port and outer starboard fin surface



• Inner side of starboard fin

• The major differences in two main single-seaters' camo patterns are on vertical tail surfaces. • Nos. 101, 109 and 113 share similar pattern. • Nos. 102-108, 110-112 and 114 share similar pattern.