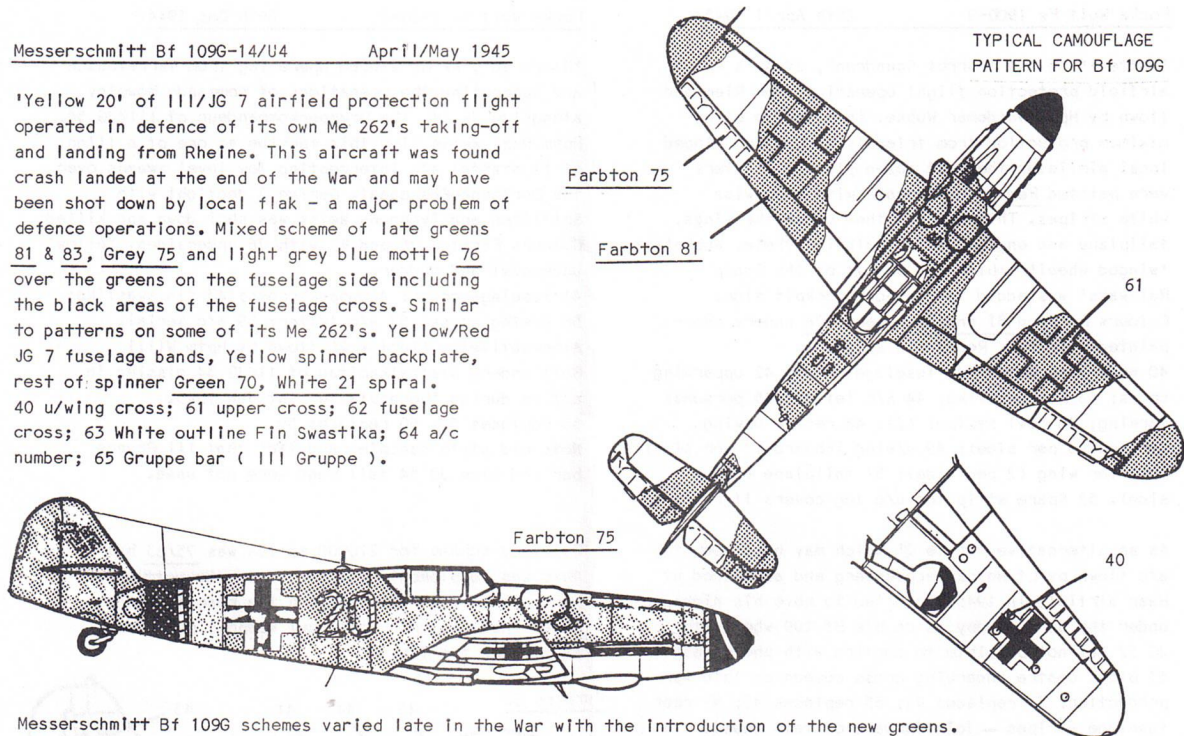


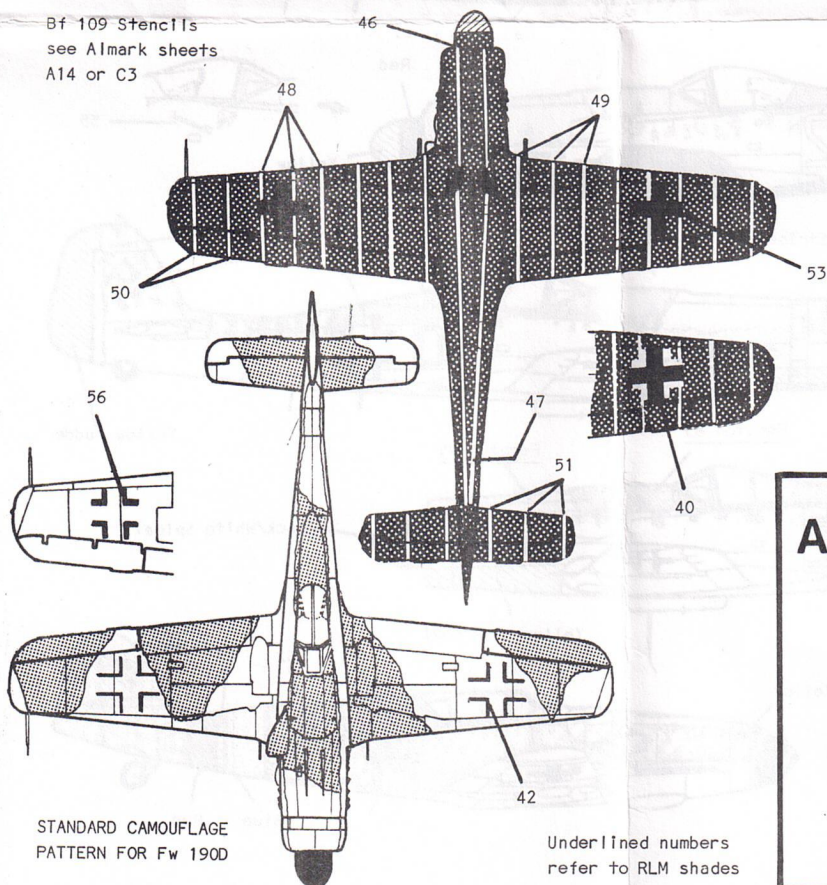
'Yellow 20' of III/JG 7 airfield protection flight operated in defence of its own Me 262's taking-off and landing from Rheine. This aircraft was found crash landed at the end of the War and may have been shot down by local flak - a major problem of defence operations. Mixed scheme of late greens 81 & 83, Grey 75 and light grey blue mottle 76 over the greens on the fuselage side including the black areas of the fuselage cross. Similar to patterns on some of its Me 262's. Yellow/Red JG 7 fuselage bands, Yellow spinner backplate, rest of spinner Green 70, White 21 spiral. 40 u/wing cross; 61 upper cross; 62 fuselage cross; 63 White outline Fin Swastika; 64 a/c number; 65 Gruppe bar (III Gruppe).

TYPICAL CAMOUFLAGE PATTERN FOR Bf 109G



Messerschmitt Bf 109G schemes varied late in the War with the introduction of the new greens. Illustrated uppersurface represents that on 'Yellow 20' using 81/75 wing pattern and 81/83/75 fuselage colours. The 75 only on the upper cowling, the rest probably the result of repainting with JG 7's stocks of greens. The end result is a fairly dark scheme compared to the Fw 190's and this has been lightened with a blotch mottle of 76 or sky green 84.

Bf 109 Stencils see Almark sheets A14 or C3



STANDARD CAMOUFLAGE PATTERN FOR Fw 190D

Underlined numbers refer to RLM shades

| | Fw 190 Schemes | | |
|-----------|----------------|-----------|--|
| | Uppers | U/S | |
| Original | <u>83</u> | <u>75</u> | <u>76</u> |
| Late | <u>81</u> | <u>82</u> | <u>76</u> |
| Final | <u>81</u> | <u>82</u> | <u>84</u> |
| Expedient | <u>75</u> | <u>77</u> | <u>76/84</u> or <u>77</u> or Metal |

Note: 77 describes shade of a coating/primer combination rather than true RLM 77 paint.

ALMARK DECALS

Fw 190 & Bf 109
SHEET C6
262 Protection
Flights

E.D. MODELS., 64 STRATFORD ROAD,
SHIRLEY, SOLIHULL B90 3LP,
ENGLAND. Tel: 021-744-7488

Research by Les Whitehouse.

'White 1' of the 'Parrot Squadron', JV 44's Me 262 airfield protection flight operating from Riem and flown by Hptm Waldemar Wubke. In order to offer maximum protection from friendly flak which ringed local airfields the half dozen piston fighters were painted Red 23 underneath with chordwise white stripes. This a/c had them under the wings, tailplane and engine. While painting these, Wubke's 'winged wheel' emblem 'On behalf of the State Railways' was added to the port cockpit side. Colours Farbton 81 and 82 uppers, 76 unders over-painted with Red, Red/White spinner.

40 underwing cross; 41 fuselage cross; 42 upperwing cross; 43 Fin swastika; 44 a/c letter; 45 personal marking; 46 cowl stripes (2); 48 centre u/wing stripes (3 per side); 49 u/wing inboard (3 per side); 50 outer wing (2 per side); 51 tailplane (3 per side). 52 Spare strip for u/c leg covers if reqd.

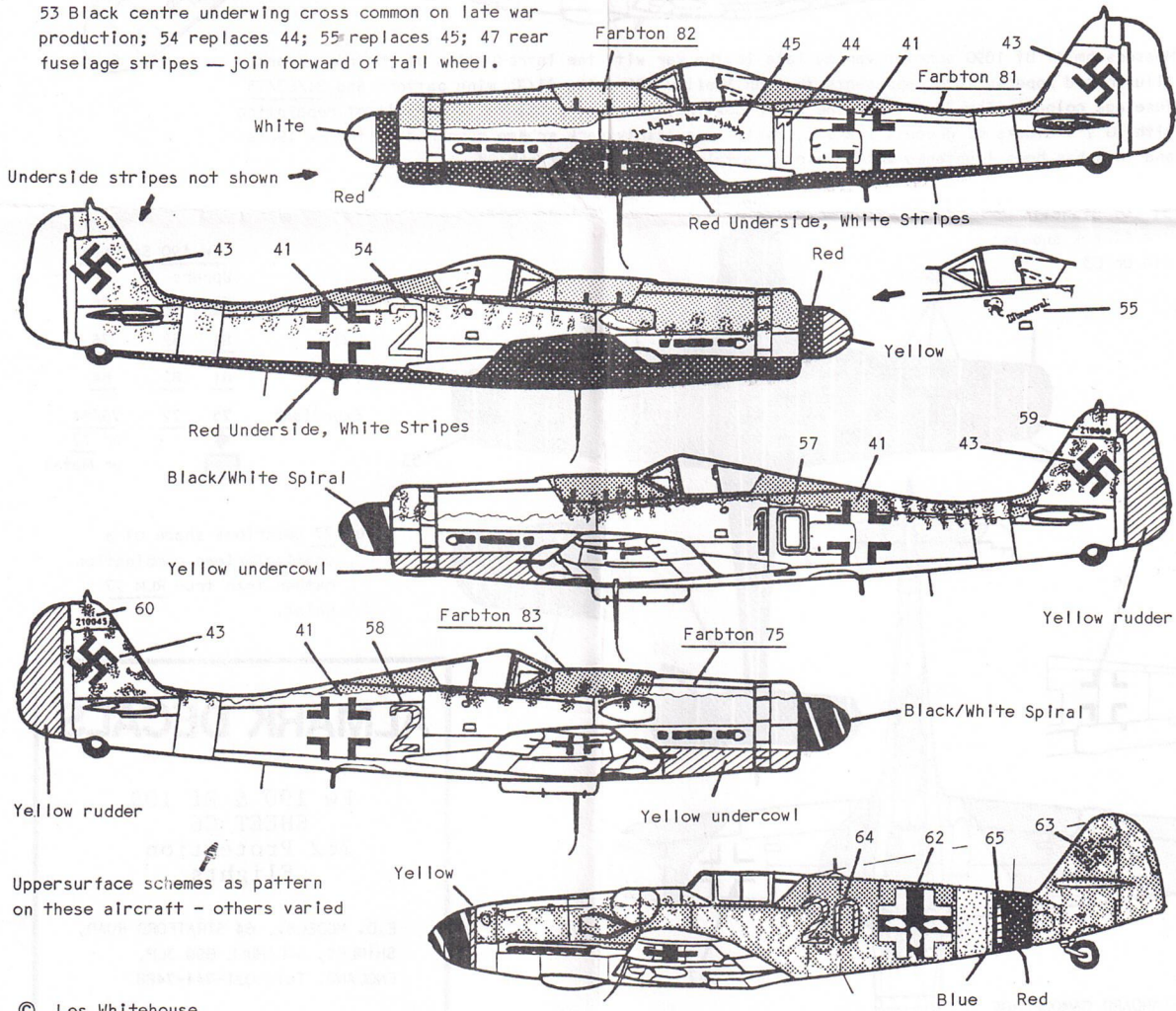
As an alternative 'White 2' which may have been the a/c flown by Lt Heinz Sachsenberg and abandoned at Haar airfield in 1945. Reported to have his nickname under the port canopy as on his Bf 109 when with JG 52 but not possible to confirm with photographs. 53 Black centre underwing cross common on late war production; 54 replaces 44; 55 replaces 45; 47 rear fuselage stripes — join forward of tail wheel.

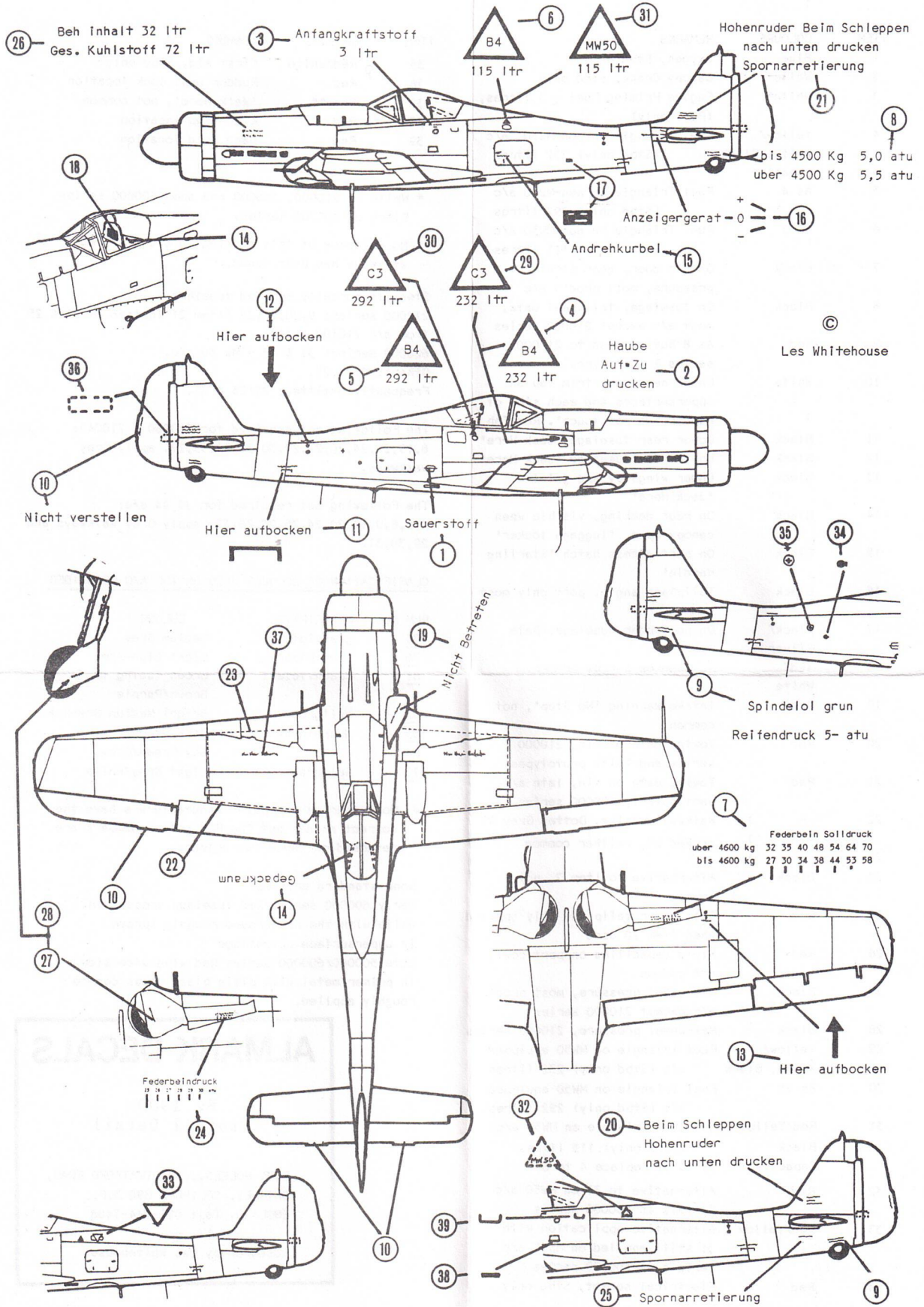
'Black 10', Wk Nr 210060 operating from Varrelbusch and supporting the operations of Kommando Nowotny alongside JG 26. The Gruppenkommandeur of III/JG 54, Hptm Bazi Weiss flew this machine as one of a flight of 11 staffel a/c intercepting low level sweeps over the Dortmund-Ems canal. During a dogfight with Spitfires and Typhoons Weiss was shot down and killed. Colours Farbton 75 and 83 with 76 undersides. Yellow undercowl and rudder.

41 fuselage cross; 42 upper cross; 43 fin swastika; 56 u/wing cross; 57 a/c letter; 59 a/c serial. Alternatively, 'Yellow 2' flown by Hptm Willi Bottlander, Staffelkapitan of III/JG 54 missing in action during 'Bodenplatte' 1st Jan 1945. 58 replaces 57; 60 replaces 59.

Note old style canopies and fact that III Gruppe bar and Blue JG 54 tail band were not used.

Delivery scheme for 210000 series was 75/83 but this was supplemented by 81/83 streaky mottle on most aircraft particularly on the rear fuselage (over the 75), under the cowl weapons panel and faintly on the fin.





| ITEM | COLOURS | REMARKS |
|------|---------------------------------|--|
| 1 | Blue | Oxygen, Stbd only |
| 2 | White* | Canopy Crank, Stbd only |
| 3 | White* | Engine Priming Fuel - 3 litres, (Port only) |
| 4 | Yellow/ White, Black | Fuel Triangle on non-MW50 a/c (Stbd only) 232 litres capacity |
| 5 | As 4 | Fuel Triangle on non-MW50 a/c (Stbd only) 292 litres |
| 6 | As 5 | Fuel Triangle on non-MW50 a/c (Port only) 115 litres |
| 7 | Black | On u/c door, gear strut pressure, most prod'n a/c |
| 8 | Black | On fuselage, tailwheel data, most a/c except 210000 series |
| 9 | Red | As 8 but applied to 210000 series & prototypes |
| 10 | White | On or near each trim tab on upper surfaces and each side of rudder 'do not touch'. Red Tab |
| 11 | Black | Lower rear fuselage 'Jack Here' |
| 12 | Black | Upper rear fuselage 'Jack Here' |
| 13 | Black | Under wings by u/c joint 'Jack Here' |
| 14 | Black | On rear decking, visible when canopy open, 'luggage locker' |
| 15 | Black | On port access hatch 'Starting Handle' |
| 16 | Black | Tailplane angle, port only most common |
| 17 | Black/ Silver | On port rear fuselage, Data Plate |
| 18 | Red/ White | Warning on canopy armour |
| 19 | Red | Intake warning 'No Step', not common |
| 20 | Red | Towing data on fin, 210000 series and Ta152 prototypes |
| 21 | Red | Towing data on fin, late a/c, particularly 600000 series |
| 22 | -) | Walkway outline, Dotted Grey 77 |
| |) | or Red 23, neither common |
| 23 | -) | |
| 24 | Black | Alternative to Item 7, not common |
| 25 | Red | Data under tailplane only applied when Item 20 used |
| 26 | Red | Fluid capacities on port cowl, not common |
| 27 | Black | Mainwheel pressure, most prod'n a/c except 210000 series |
| 28 | Black | Mainwheel pressure, 210000 series |
| 29 | Yellow/ White, Black | Fuel Triangle on MW50 equipped a/c (Stbd only) 232 litres |
| 30 | As 29 | Fuel Triangle on MW50 equipped a/c (Stbd only) 292 litres |
| 31 | Red/Yellow Black Capacity | Methanol Triangle on MW50 a/c (Port only) 115 litres 29 to 31 replace 4 to 6 |
| 32 | Red | Alternative to 31 on MW50 a/c Serials in 500000 series |
| 33 | Red/Yellow | Alternative application with 31 still applied on MW50 a/c Serials in 600000 series |
| 34 | Red | Electrical socket, Stbd only |

| ITEM | COLOURS | REMARKS |
|------|-----------|---------------------------|
| 35 | Red/White | First Aid, Stbd only |
| 36 | Red | Rudder gust lock location |
| 37 | Grey** | 'Walk Here', not common |
| 38 | Red | Kick Step location |
| 39 | Red | Hand Hold location |

* White on 210000, 500000 and some 600000 series,
Black on 400000 series.

** No evidence of this marking on a/c with red
walkways has been found.

Stencils normally applied together:

210000 series: 9,20,25,28 (Item 21 instead of 20 & 25
from a/c 210100 approx.

600000 series: 31 & 33 - MW 50 a/c.

Others: 8,21,27.

Frequently omitted: 20/25 & 21.

The Following not required for 210060 & 210045:

8,19,21,24,26,27,29,30,31,32,33,37. apply Grey
walkways.

The Following not required for JG 44 a/c:

4,5,6,9,19,20,24,25,26,28,37. apply Grey walkways and
29,30,31.

CLARIFICATION OF COLOURS USED ON THE A/C DESCRIBED

| RLM No. | DESCRIPTION | COLOUR |
|-----------|--------------|---------------------------------|
| <u>75</u> | grauviolett | Medium Grey |
| <u>76</u> | lichtblau | Light Blue-Grey |
| <u>81</u> | braunviolett | Green fading to Brown/Purple |
| <u>82</u> | hellgrun | Bright Medium Green # |
| <u>83</u> | dunkelgrun | Dark Green # |
| <u>84</u> | ? | Sky Green/Grey |
| <u>77</u> | hellgrau | Light Grey/White |

Most sources and paint manufacturers have the
correct shades but the RLM colour numbers are
reversed on these two colours.

None standard crosses:

Early 600000 series had fuselage crosses in

white with the background roughly sprayed

in upper surface camouflage

Late 500000/600000 series had wing underside

in primer/metal with plain black cross centre
roughly applied.

ALMARK DECALS

Fw 190D
Stencil Detail




E.D. MODELS., 64 STRATFORD ROAD,
SHIRLEY, SOLIHULL B90 3LP,
ENGLAND. Tel: 021-744-7488

Research by Les Whitehouse.

C6

Fw 190 B & Bf 109 C
Me 262 'Protection Flights'

1/72



COPYRIGHT 1987

ALMARK DECALS