

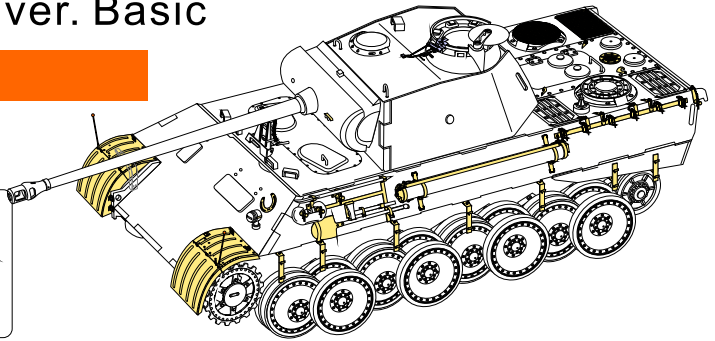

1/35 MILITARY MINIATURE VEHICLE UPGRADE SERIES PE35772

WWII German Panther A early ver. Basic

二战德军黑豹A早期型坦克基本 改造件

[For DRAGON 6160]

推荐使用工具 RECOMMENDED TOOLS



- 安装
install
- 折叠
bend
- A1**
改造件零件编号
PE/resin part number
- B12**
原零件编号
kit part number
- C22**
被替换的原零件编号
replaced kit part number
- 另一侧相同制作
repeat on opposite side
- 切除
remove
- 打磨
grind off
- 弧度卷曲
radial bending
- 制作若干组
multiple assembly
- 选择安装
alternative
- 钻孔
drill
- 用胶棒制作
make from plastic rod

用尖端在凹槽处冲压
use penpoint to press on the dent

蚀刻片零件内朝面向上
Put the part upside down
用笔尖在凹槽处刺
Use penpoint to press on the dent

自制
Scratch build

Recommended item

PE 35772	WWII German Panther A early ver. Basic
PEA 070	WWII German Panther/Jagdpanther Cleaning rod bin
PEA 074	WWII German Panther A/D Schurzen in Kursk model
PEA 270	WWII German Panther A/G/F, JagdPanzer Demaged Road wheels
VBS0143	WWII German KwK42 L/70 Gun Barrel for Panther A/G

1/35 MILITARY MINIATURE VEHICLE UPGRADE SERIES PE35772

c

d

x8 e

f

g

h

i

x2

x6 j

k

自制
Scratch build

l


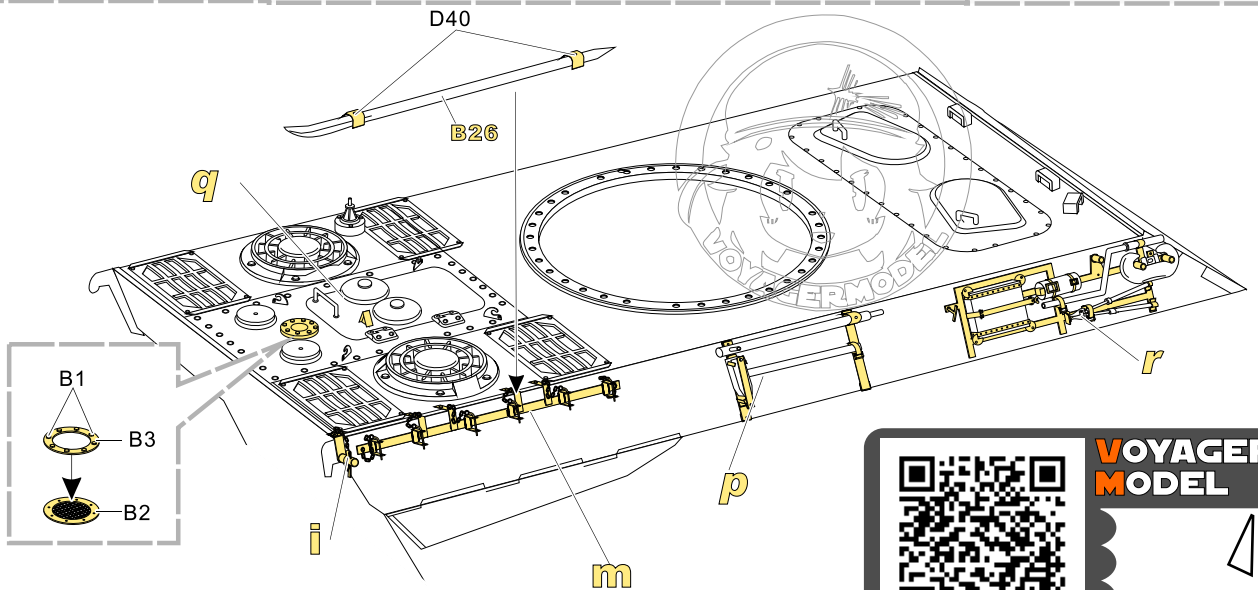
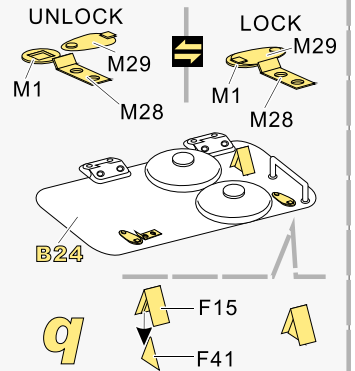
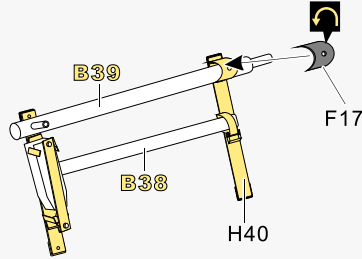
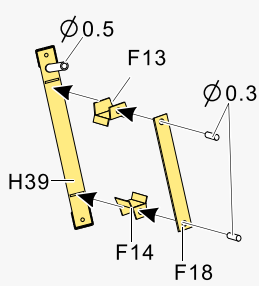
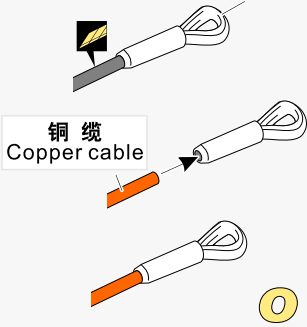
推荐PEA070
VOYAGERMODEL PEA070
Recommended

m x2

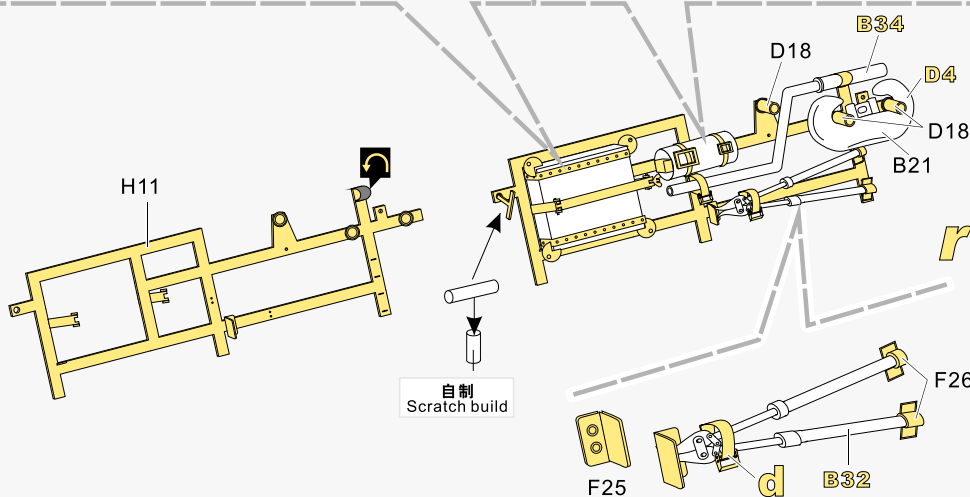
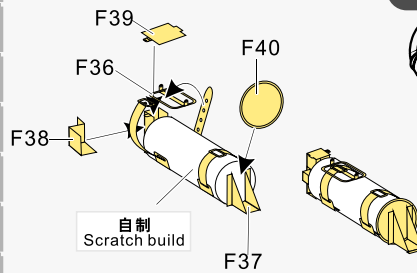
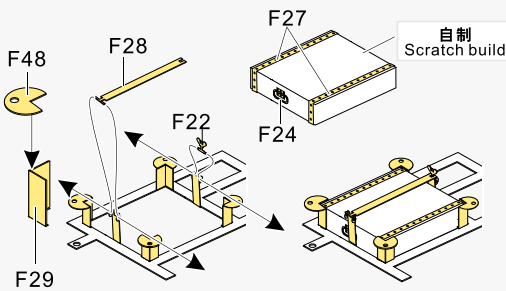
n

1/35 MILITARY MINIATURE VEHICLE UPGRADE SERIES PE35772

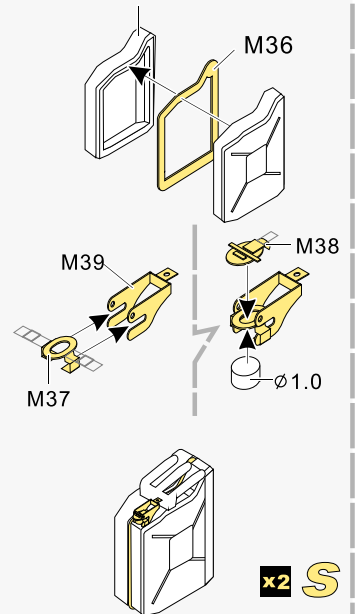
Removed from other kit



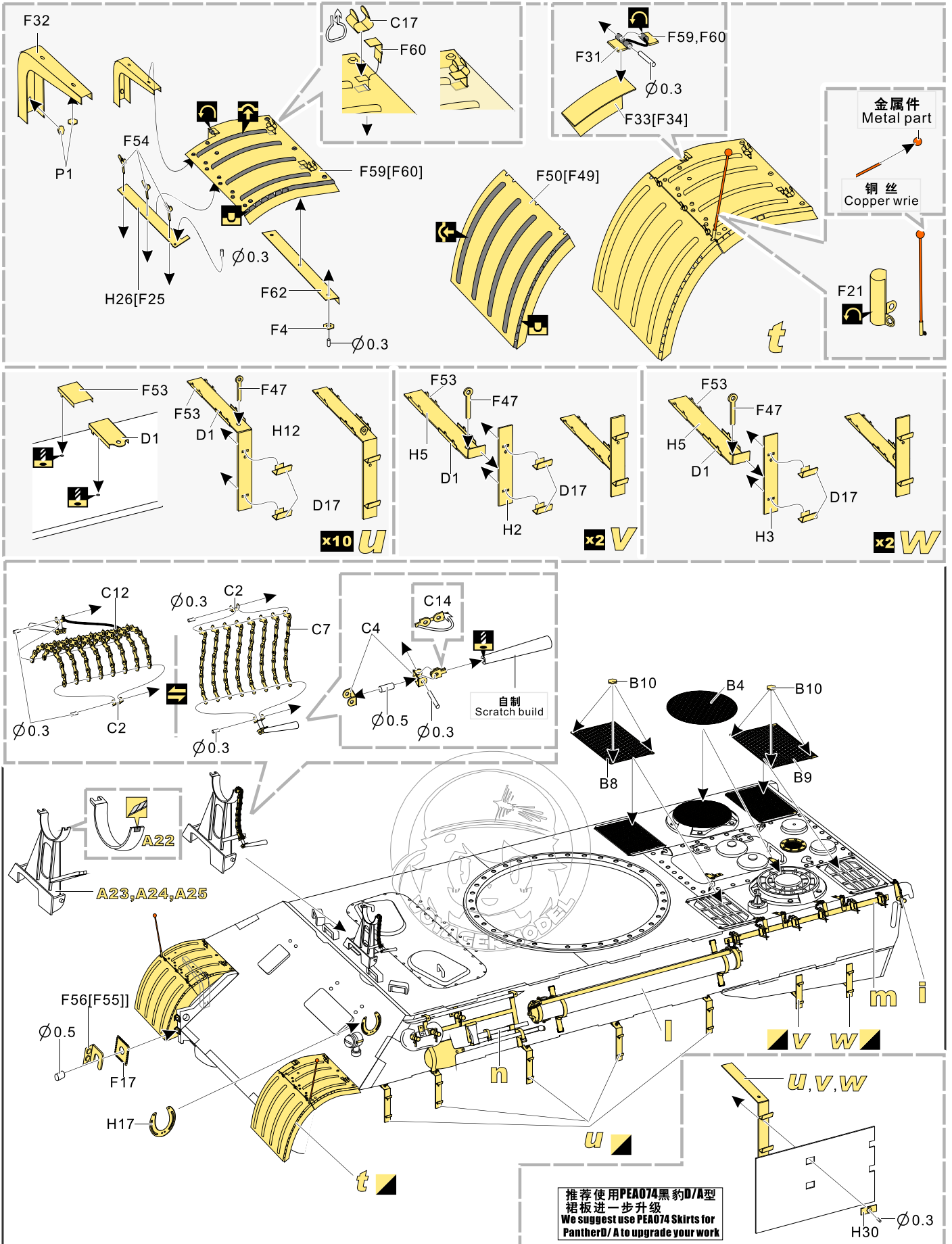
更多PE35772样品照片参考请扫一扫
MORE PICTUER OF PE 35772
REFERENCE SCAN HERE



Removed from other kits



1/35 MILITARY MINIATURE VEHICLE UPGRADE SERIES PE35772



1/35 MILITARY MINIATURE VEHICLE UPGRADE SERIES PE35772

