

# 7./JG 53 "Cartoon Aircraft"

All of these aircraft are Bf 109G-6/R6 trop variants, although the trop dust filters are not fitted.

They were marked with these personal cartoon images in Sicily in June 1943.



The fuselage artwork was produced by one of the unit's ground crew mechanics. The cartoons refer, one assumes, to pilot nicknames, various events, or "in" jokes.

Note that aircraft 5 has a lower camouflage demarcation line aft of the canopy than the others.



The aircraft are in standard finish with Grey Green 74 and Grey Violet 75 upper surfaces and Light Blue 76 lower surfaces. The fuselage sides are mottled with Grey Green 74, Black Green 70, and Grey 02.

Being G-6/R6 variants, all aircraft are fitted with the underwing MG 151 cannon gondolas.



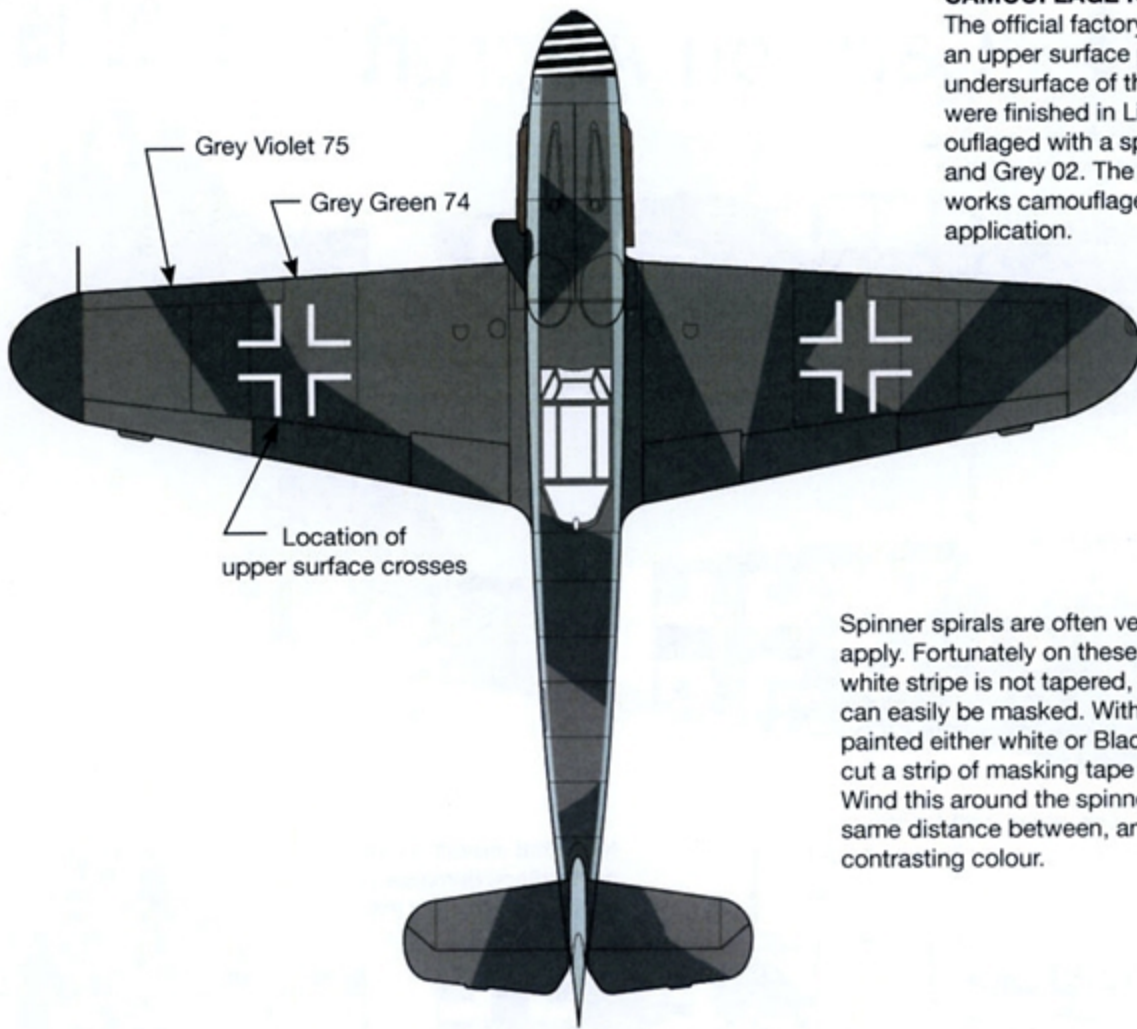
Spinners are Black Green 70 with a white spiral. All aircraft have the underside of the nose painted yellow and carry the white aft fuselage band.



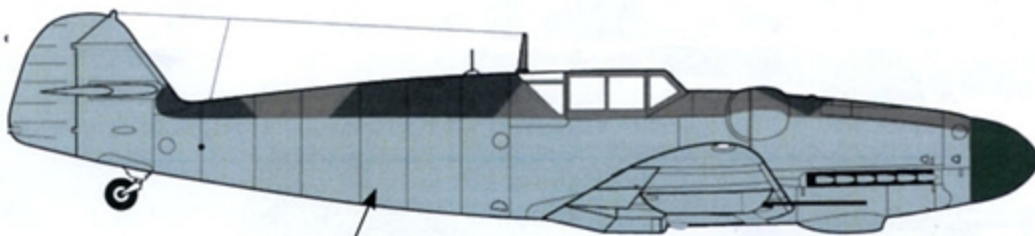
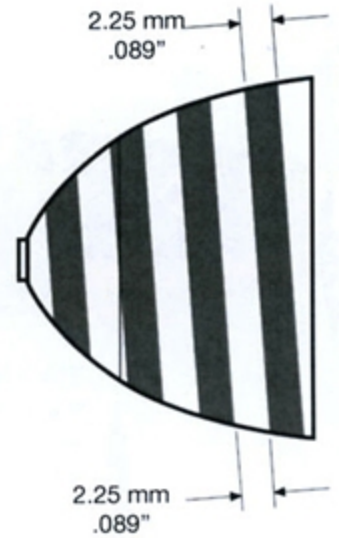


### CAMOUFLAGE NOTES

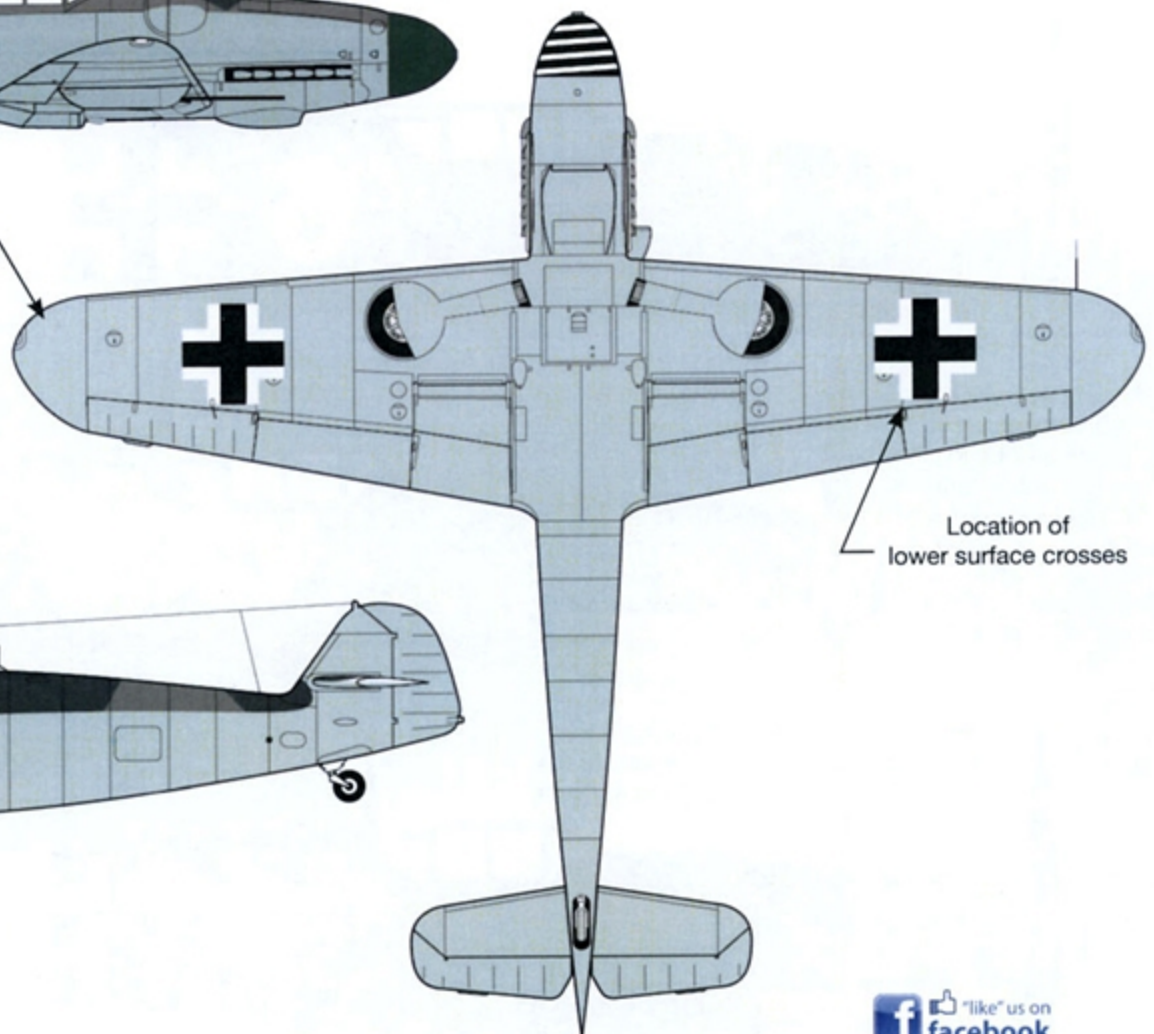
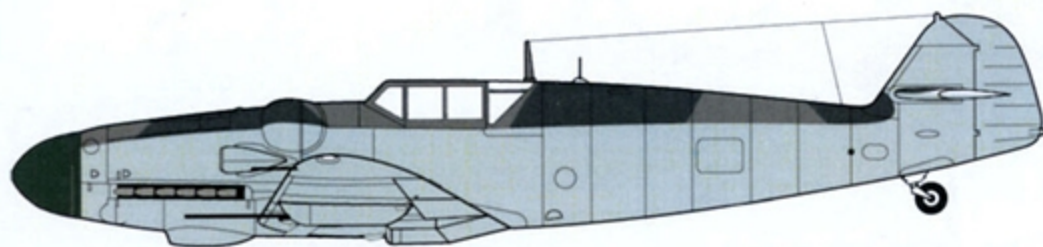
The official factory scheme for the Bf 109G-6 series consisted of an upper surface pattern of Grey Green 74 and Grey Violet 75. The undersurface of the wings and tailplane as well as the fuselage sides were finished in Light Blue 76. The fuselage sides were further camouflaged with a sprayed mottling of Grey Green 74, Black Green 70, and Grey 02. The pattern illustrated here is the official Messerschmitt works camouflage pattern, which was often deviated from in actual application.



Spinner spirals are often very difficult to apply. Fortunately on these aircraft the white stripe is not tapered, so the spinner can easily be masked. With the spinner painted either white or Black Green 70, cut a strip of masking tape 2.25 mm wide. Wind this around the spinner leaving the same distance between, and paint the contrasting colour.



Light Blue 76



**ILIAD DESIGN**

334 Sunnyside Ave., Ottawa ON, K1S 0S1 Canada  
www.iliad-design.com



www.facebook.com/iliad.design