

VFC-111 "SUNDOWNERS"

F-5F

The first Sundowner Squadron, VF-11, was established in 1942. The pilots wished to epitomize the squadron's spirit and tactical superiority over the Japanese, therefore they decided to use 'Sundowners' and the insignia, which persists to this day.

In following combat missions, the Sundowner Squadron shot down 157 enemy aircraft, and destroyed dozens on the ground, with F4F Wildcat and F6F Hellcat.

After WWII, the squadron also participated in Korean War, Vietnam War and Operation Eagle Claw (Iran hostage rescue mission) in April 1980. The Sundowner Squadron was disestablished, due to budget cuts.

In July 2006, the Sundowner squadron became active again because VFC-13 adopted the name. The new Sundowner squadron shoulder adversary training missions, using F-5Es which bought back from Swiss, and handful of F-5Fs from USAF.

By this time, US Navy F-5Fs have reached end of life span and maintenance cost was high. By refurbishing middle section fuselage of Swiss Air Force F-5Es, assembled with existing F-5F front and aft sections, 3 'hybrid' F-5Fs were completed. One of them was delivered to the Sundowner squadron end of 2008 replacing previous one to fulfill two-seat fighter demand.

最初の「サンダウナーズ飛行隊」は、1942年に設立された米海軍 VF-11 飛行隊であった。隊員達は、日本軍に対する精神と技量の優位性を表す象徴として、「サンダウナー（落日）」の名称とそれをデザインした部隊章を採用し、現在も引き続いて使用されている。

太平洋戦争の期間中、同飛行隊はF-4FワイルドキャットやF-6Fヘルキャットを装備し、空中戦で157機を撃墜、多くの敵機を地上で撃破する戦果を挙げた。

第二次大戦終結後は、朝鮮戦争、ベトナム戦争に参加、1980年4月にはイランでのアメリカ大使館員人質救出作戦「イーグルクロウ作戦」にも参加したが、海軍予算削減の影響で、1995年3月に「サンダウナーズ飛行隊」は解散したのだった。

2006年7月、VFC-13飛行隊が名称を引き継いだことで、「サンダウナーズ飛行隊」は復活した。この新生「サンダウナーズ」は、仮想敵機として活動するアグレッサー部隊であり、スイス空軍から買い戻したF-5Eや、米空軍から移籍したF-5Fを使用している。

米海軍所有のF-5Fは、すでに耐用期間を過ぎ、整備維持コストも大きくなっていった。そこでスイス空軍から入手したF-5Eの胴体中間部分と、所有する複座型F-5Fの機種と尾部を組み合わせ、ハイブリッドタイプのF-5Fを誕生させた。これらの機体の一部は、2008年末には「サンダウナーズ飛行隊」にも配備され、複座型タイプの需要を満たしたのだった。

「落日中隊」這個名稱誕生於1942年間，其時正值太平洋戰爭爆發之後，一群駐防於夏威夷的美國海軍飛行員，為了在精神上能充分體現在戰術上凌駕於對手日本的氣勢，於是共同決定了所屬中隊的隊徽與這個名稱。

在接下來的大戰期間，「落日中隊」先後使用了F4F野貓與F6F地獄貓戰機，在歷次空戰中擊落了157架敵機，並於地面摧毀了數十架敵機。


其後「落日中隊」陸續參與了韓戰、越戰與解救伊朗人質的行動。至1995年3月，「落日中隊」隨著海軍裁減軍費的項目接受了裁撤。

原本走入歷史已告沉寂的「落日中隊」不料卻在2006年因VFC-13仮想敵中隊承繼了原有的中隊番號而宣告復活。新的「落日中隊」擔負了仮想敵中隊的任務，使用翻修自瑞士購回，狀況相對較好的F-5E戰機與少量來自於空軍撥交的F-5F。

由於此時美國海軍的F-5F已經接近了使用的壽限，維護的費用已經顯得昂貴。於是同樣翻修了來自前瑞士空軍的F-5E的中段機身，再自行組裝上舊的F-5F的前、後段機身零件。這種混血組裝的F-5F共完成了三架，其中一架於2008年底交付「落日中隊」服役，汰換了原有的F-5F，也滿足了該中隊對雙座機的需求。


F-5 Fighter Family

F-5E is an excellent lightweight supersonic fighter. More than 3800 have been produced from 60s to 80s and saw services in more than 20 countries.



RoCAF is the largest user (308).

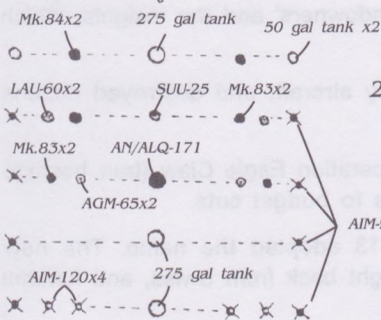

20mm M39A2 cannons x 2



AGM-65A Maverick air-to-ground tactical missile

907kg Mk.84 bomb

AIM-9 Sidewinder air-to-air missile



275 US gallons oil tank

150 US gallons oil tank


LAU-3/A 68mm Rocket

454kg Mk.83 bomb

CBU-24 Cluster Bomb 500lb bomb


F-5A (1963)

J85-GE-13 engines (1,850 kg thrust)x2



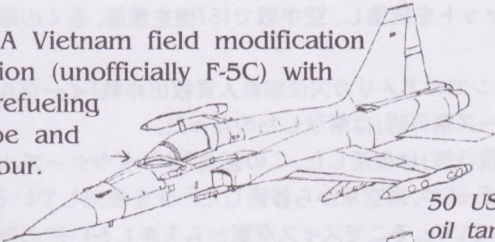
F-5E (1970), an upgraded version to confront MiG-21. The ultimate version among F-5 family.

Large antenna and 'Razor Back' tail fin can be seen on so called 'Export version'.



J85-GE-21 engines (2268 kg thrust)x2

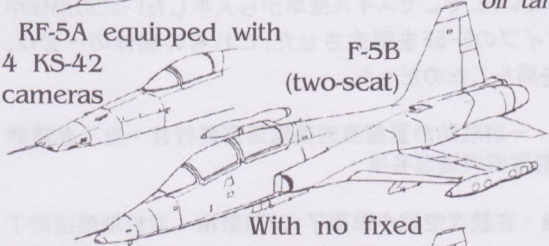
F-5A Vietnam field modification version (unofficially F-5C) with air refueling probe and armour.



50 US gal oil tank

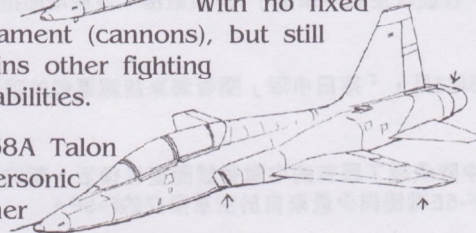
RF-5A equipped with 4 KS-42 cameras

F-5B (two-seat)



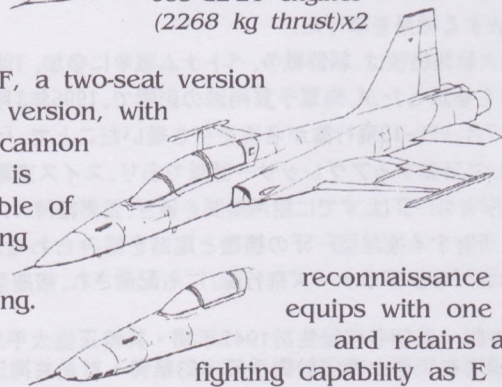
With no fixed armament (cannons), but still retains other fighting capabilities.

T-38A Talon supersonic trainer



J85-GE-13 engines (1,756 kg thrust)x2

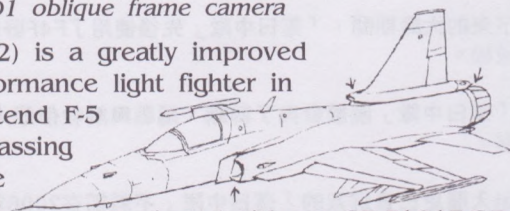
F-5F, a two-seat version of E version, with one cannon only, is capable of fighting and training.



RF-5E reconnaissance aircraft, equips with one cannon and retains all other fighting capability as E version.

KS-87D1 oblique frame camera

F-20 (1982) is a greatly improved overall performance light fighter in order to extend F-5 series. Surpassing by F-16, the F-20 project was cancelled.



Equipped with one GE-F404F-GE-F1-GE turbofan engine (4,810 kg thrust)x1

Shin.ueda 上田 信

Illustration: 圖示說明



Apply Decal
貼上貼紙



File Hole
把孔填平



×2
Make 2 Sets
二組製作



Cut Off
切除



Optional
選擇使用



Remove
將其磨去



Be Careful
注意



Open Hole
鑽孔

Method For Applying Decals: 水貼紙使用說明:

1. Clean Model Surface With Wet Cloth.
2. Cut Out Of Decal Sheet And Dip Them In Warm Water For 15 Seconds.
3. Place it on proper position on model.
4. Slide off base paper leaving decals On Model With Wet Finger Tip.
5. Move Decals To Exact Position, Push Out Excess Water Under Decal With Soft Cotton Cloth.
6. When Decals Get Dry Then Complete.

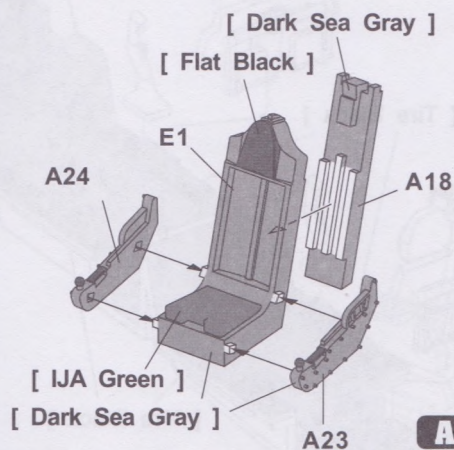
1. 將模型表面擦乾淨
2. 將貼紙剪下泡入溫水中浸泡約15秒
3. 將泡濕之貼紙取出置於欲貼處旁
4. 用指尖輕推貼紙表面使其滑出底紙
5. 將貼紙調整至適當位置並輕擦拭水份
6. 待其自然乾燥後即完成

Color list: 塗料表

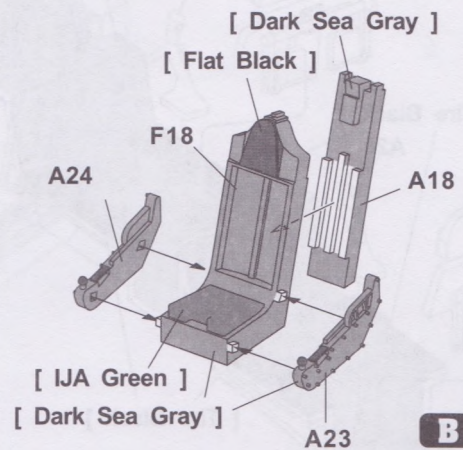
| Color | Brand | Gunze Sangyo | | | Humbrol | Revell | Lifecolor |
|----------------------|-------|--------------|----------|----------------|---------|--------|-----------|
| | | Hobby Color | Mr.Color | Mr.Color Spray | | | |
| IJA Green | 日陸軍綠 | H60 | C16 | J16 | | | UA122 |
| Dark sea gray | 深海灰 | H75 | C25 | | 27 | | UA93 |
| Tire black | 輪胎黑 | H77 | C33+C62 | | 85 | 302 | LC02 |
| Red | 紅 | H3 | C3 | J3 | 19 | 31 | LC56 |
| Flat black | 消光黑 | H12 | C33 | J33 | 33 | 8 | |
| Aircraft gray | 飛機灰 | H73 | C23 | | 30 | | UA91 |
| Semi gloss black | 半光黑 | | C92 | J92 | 85 | 302 | |
| Silver | 銀 | H8 | C8 | J8 | 11 | 90 | LC74 |
| Light blue | 淺藍 | H45 | | | 47 | | LC58 |
| Burnt iron | 燒鐵色 | H76 | C61 | | | | LC26 |
| Gray FS36375 | 淺幽灰 | H308 | C308 | | 127 | | UA26 |
| Aluminum | 鋁 | | MC218 | | 27001-6 | 99 | |
| Orange | 橘 | H14 | C59 | | 18 | 30 | LC55 |
| Gray FS36622 | 灰 | H311 | C311 | | 28 | | UA21 |
| Grayish blue FS35327 | 淺灰藍 | H337 | C337 | | 145 | | UA38 |
| Light blue 2 | 淺藍 | H323 | C323 | | | | H28 |

1


《 Front seat 》
《 前座 》



《 Rear seat 》
《 後座 》



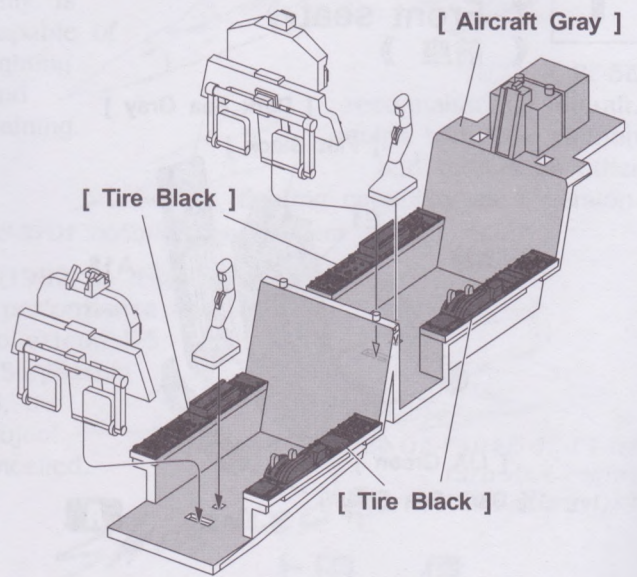
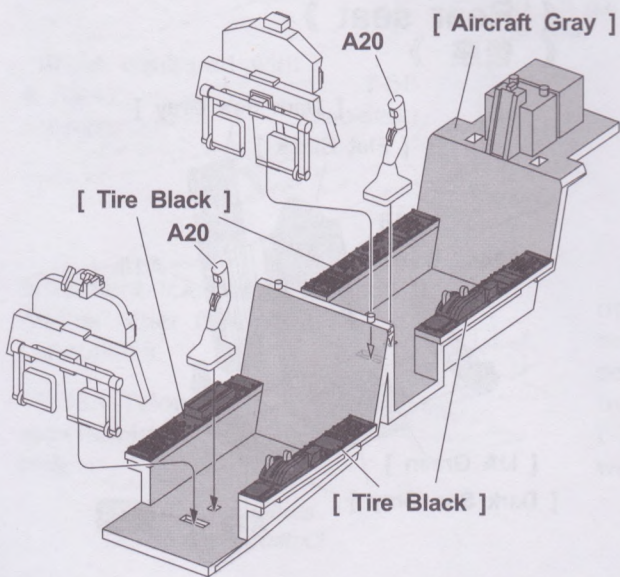
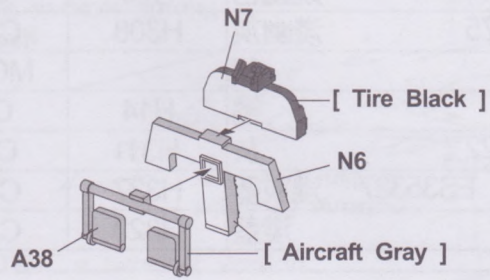
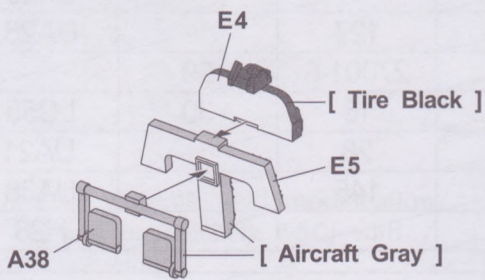
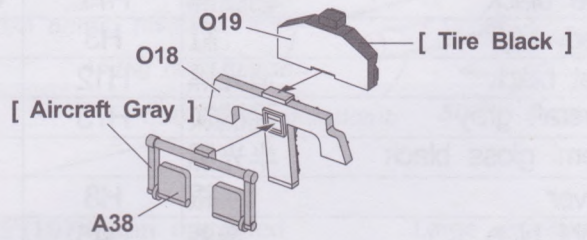
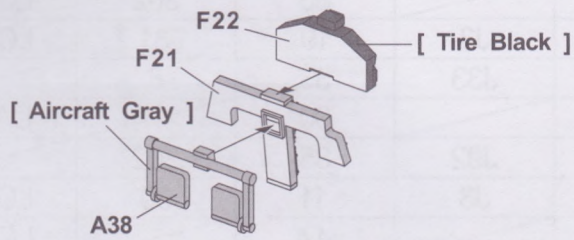
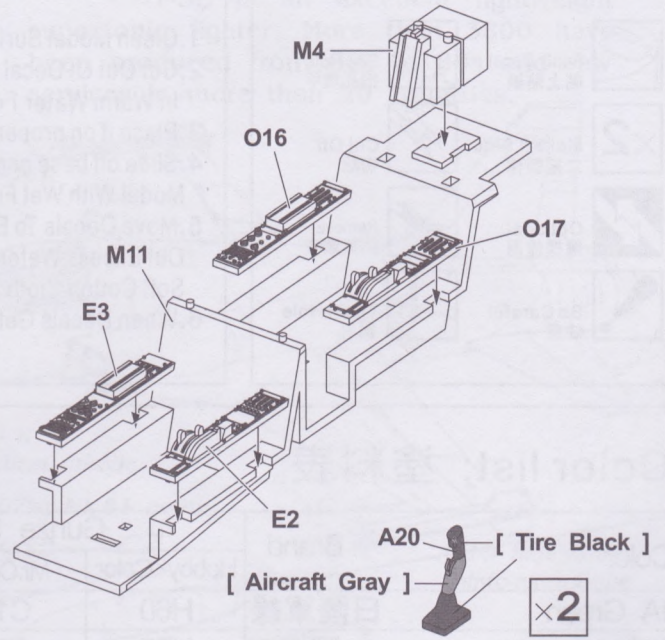
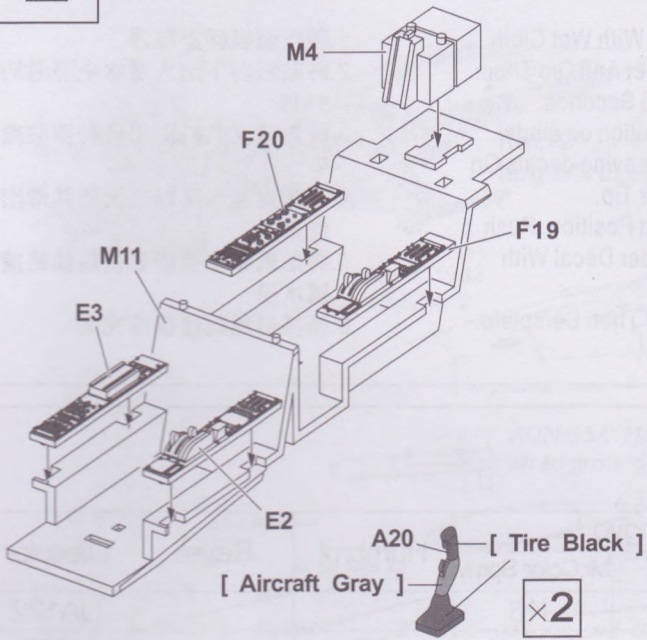
2



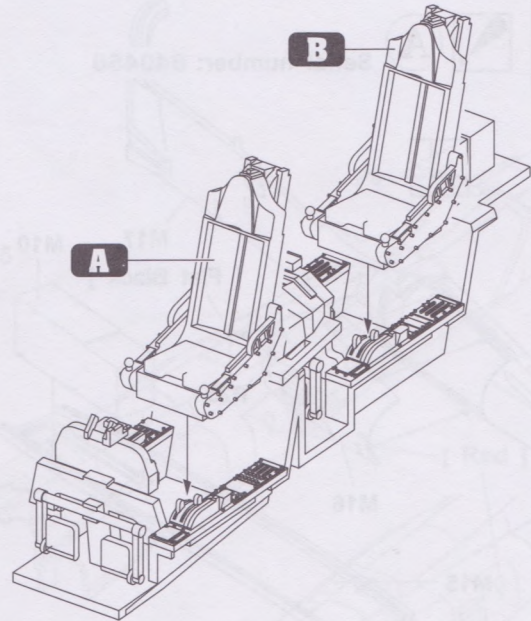
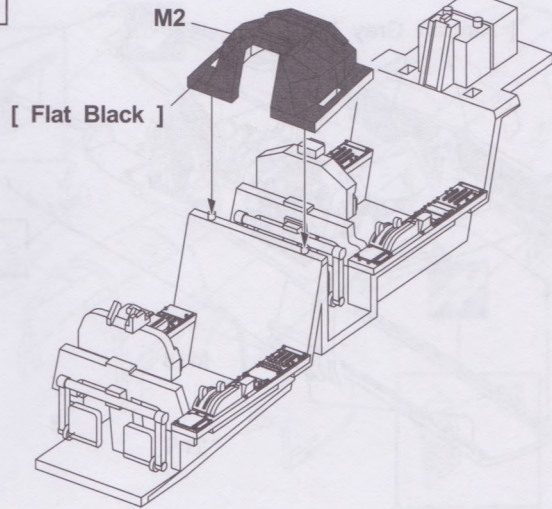
Serial number: 840456



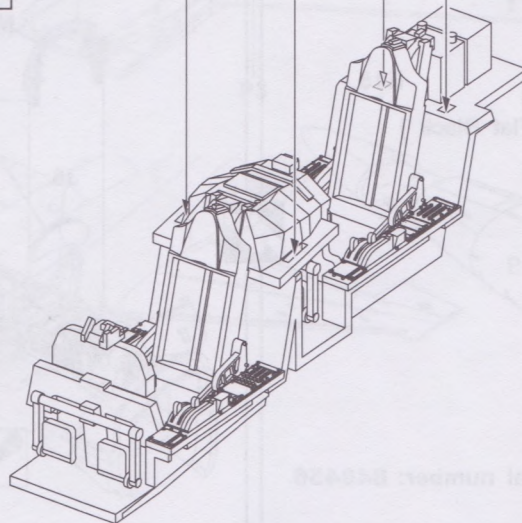
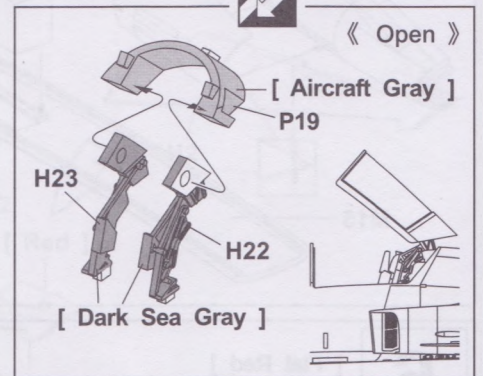
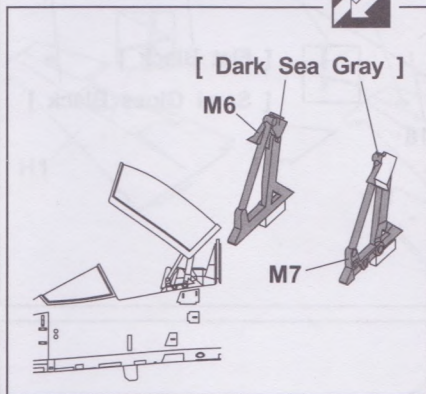
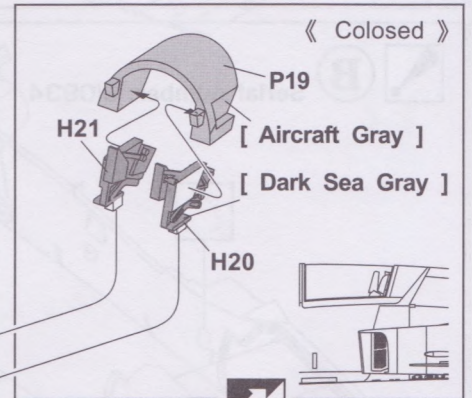
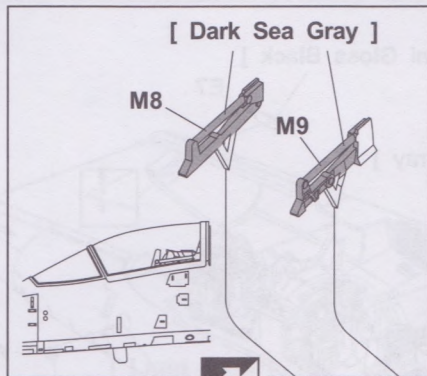
Serial number: 810834



3



4

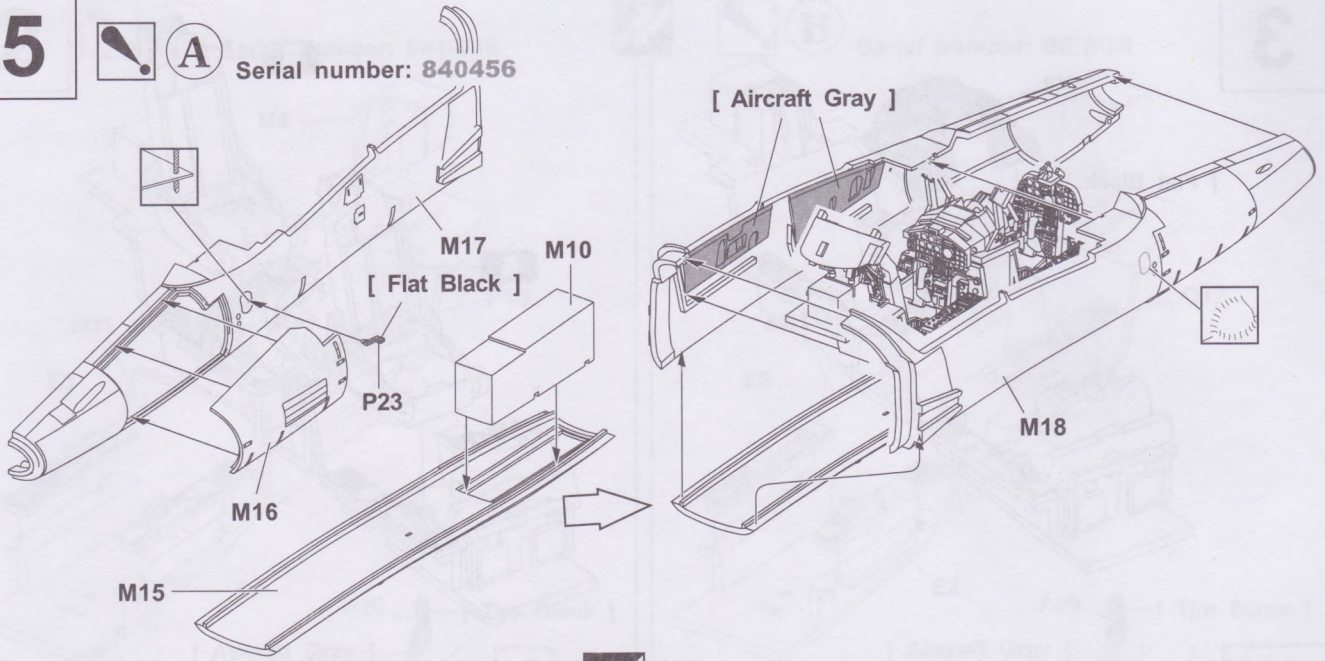


5



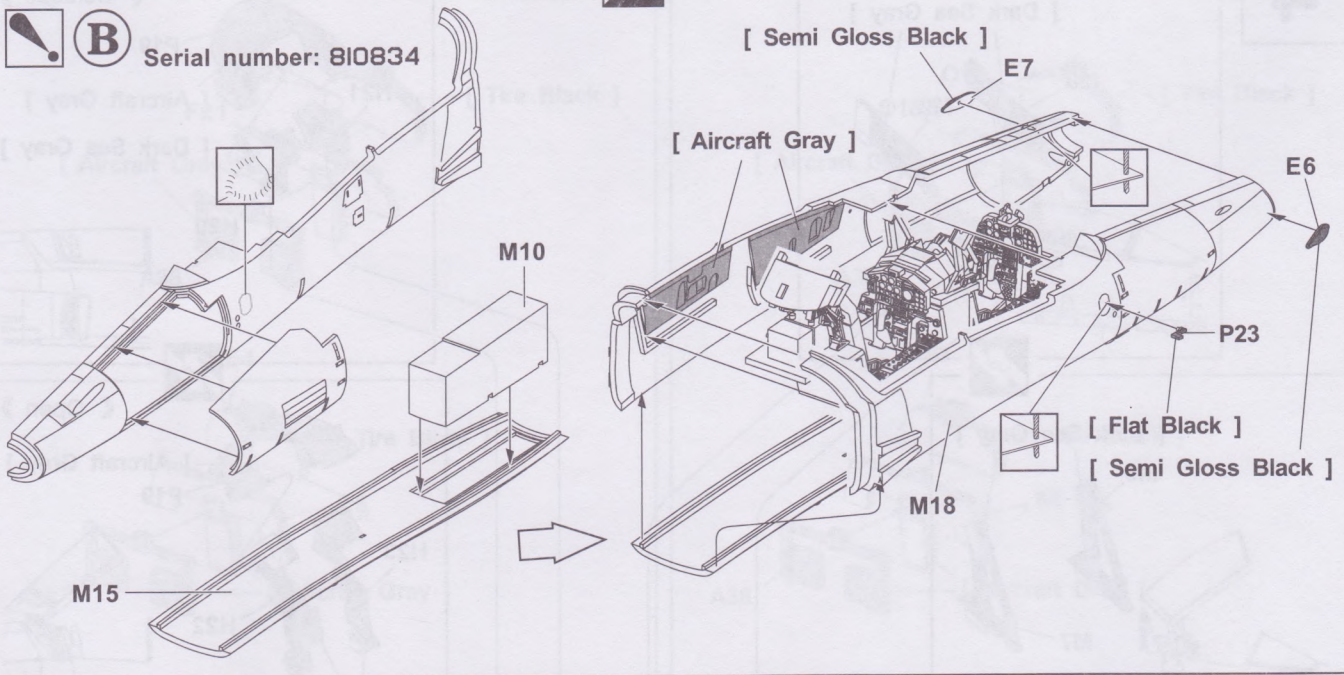
A

Serial number: 840456



B

Serial number: 810834



6

[Flat Red]

M1

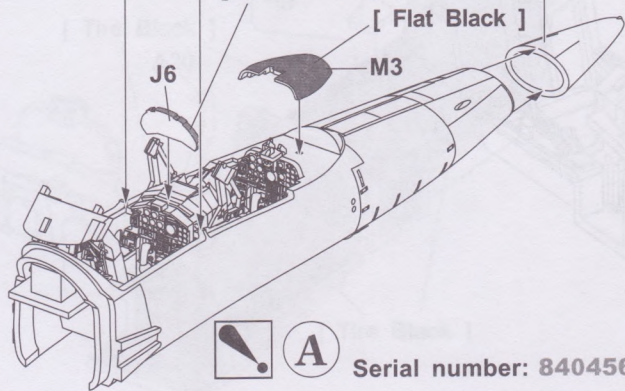
[Aircraft Gray]

[Flat Black]

E15

J6

M3



A

Serial number: 840456

[Flat Red]

M1

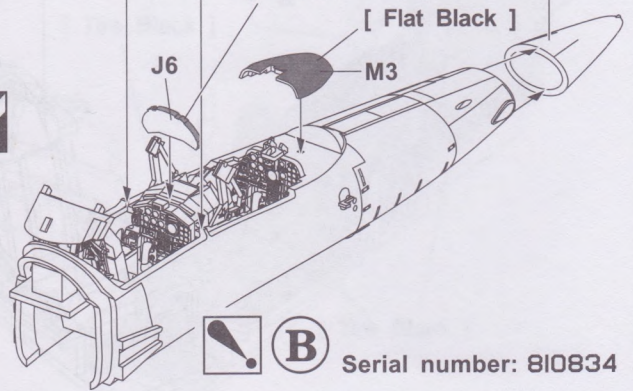
[Aircraft Gray]

[Flat Black]

E15

J6

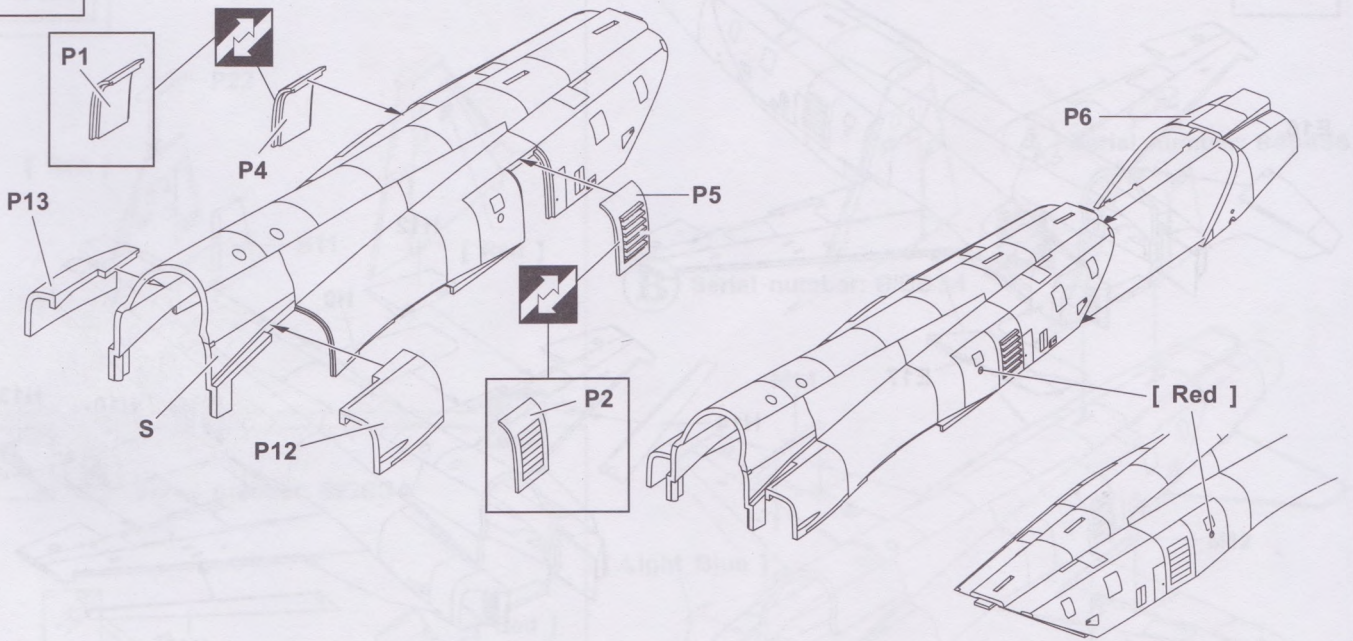
M3



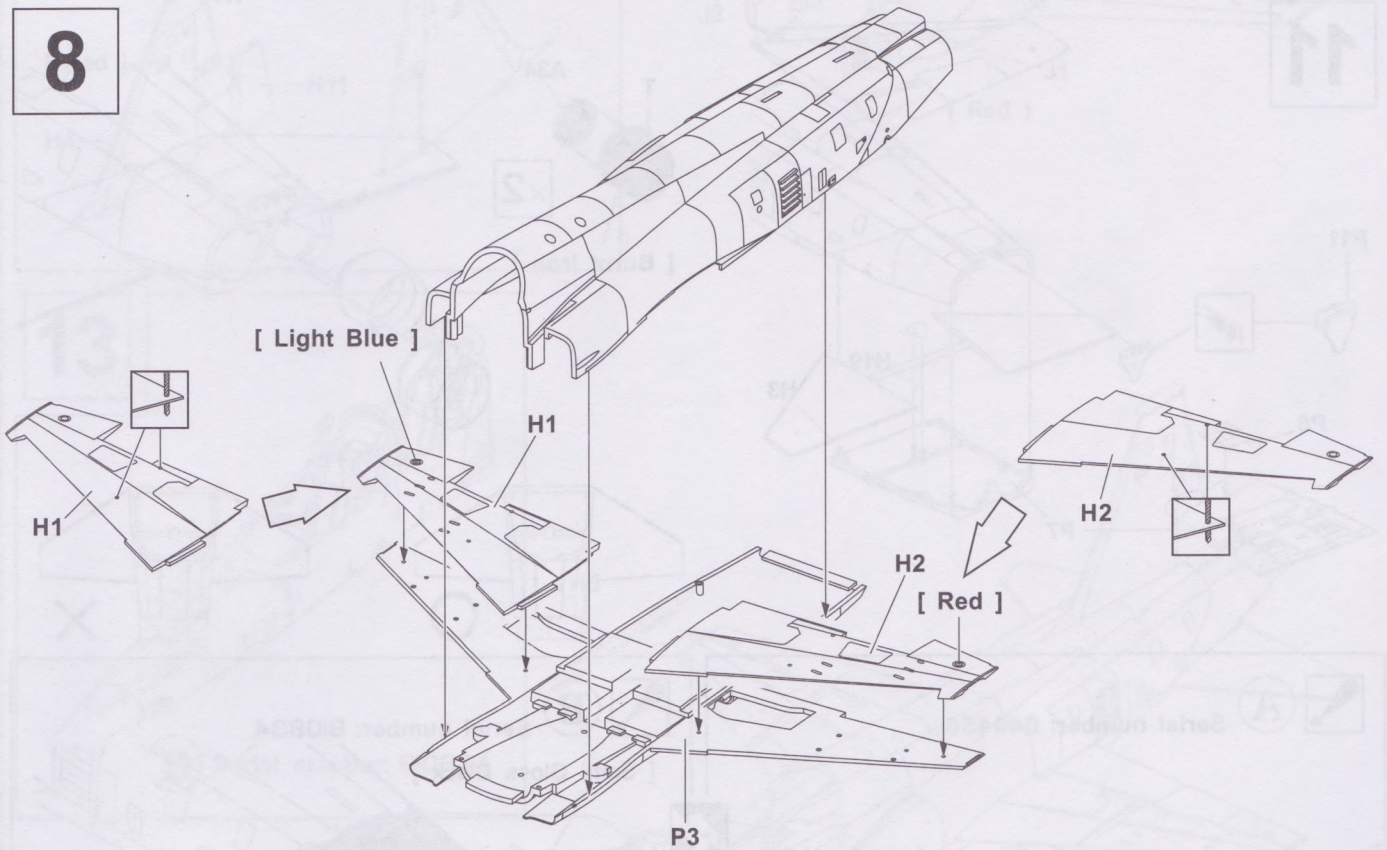
B

Serial number: 810834

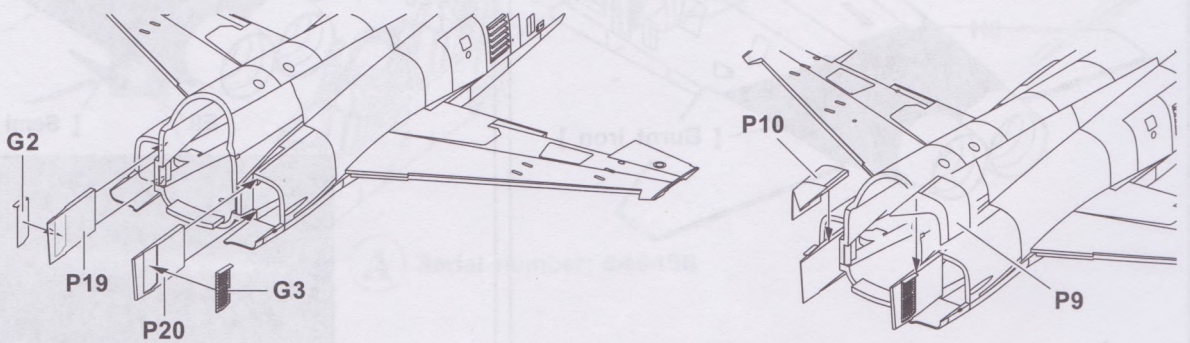
7



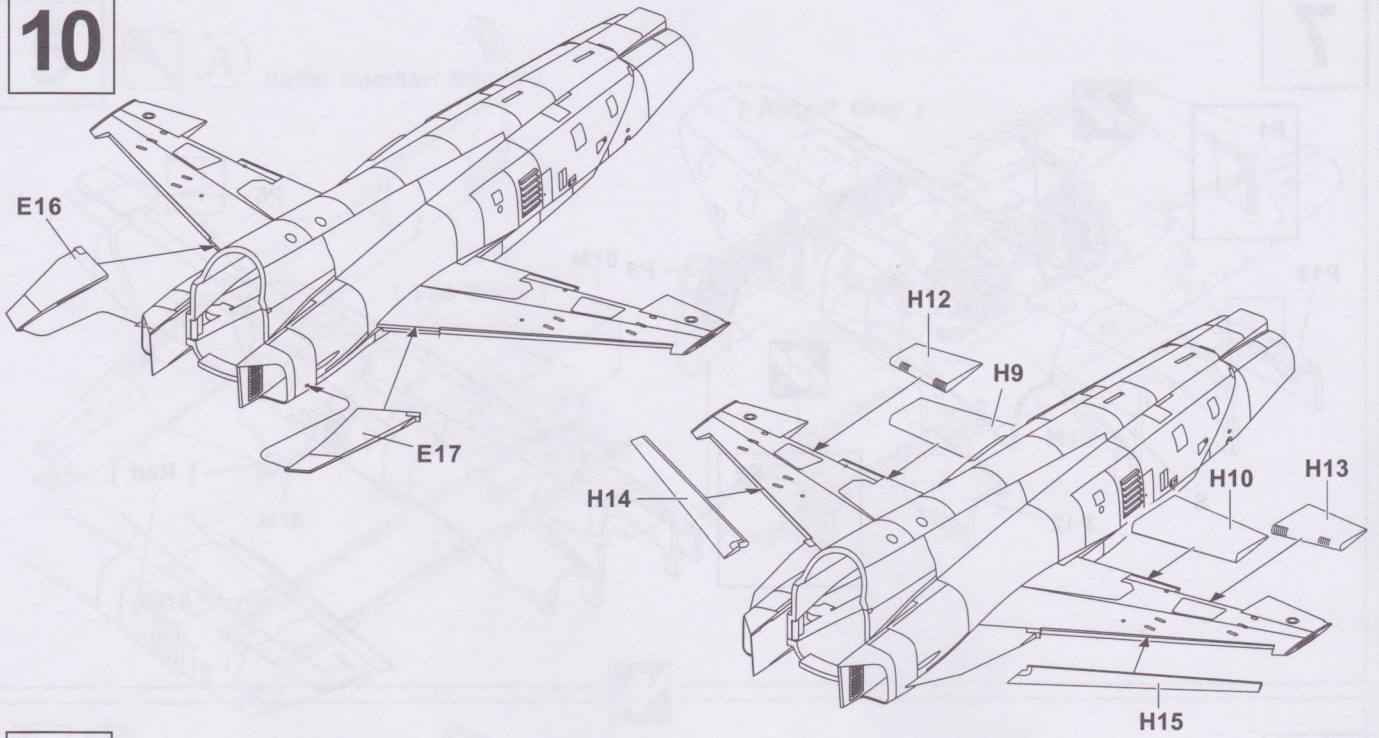
8



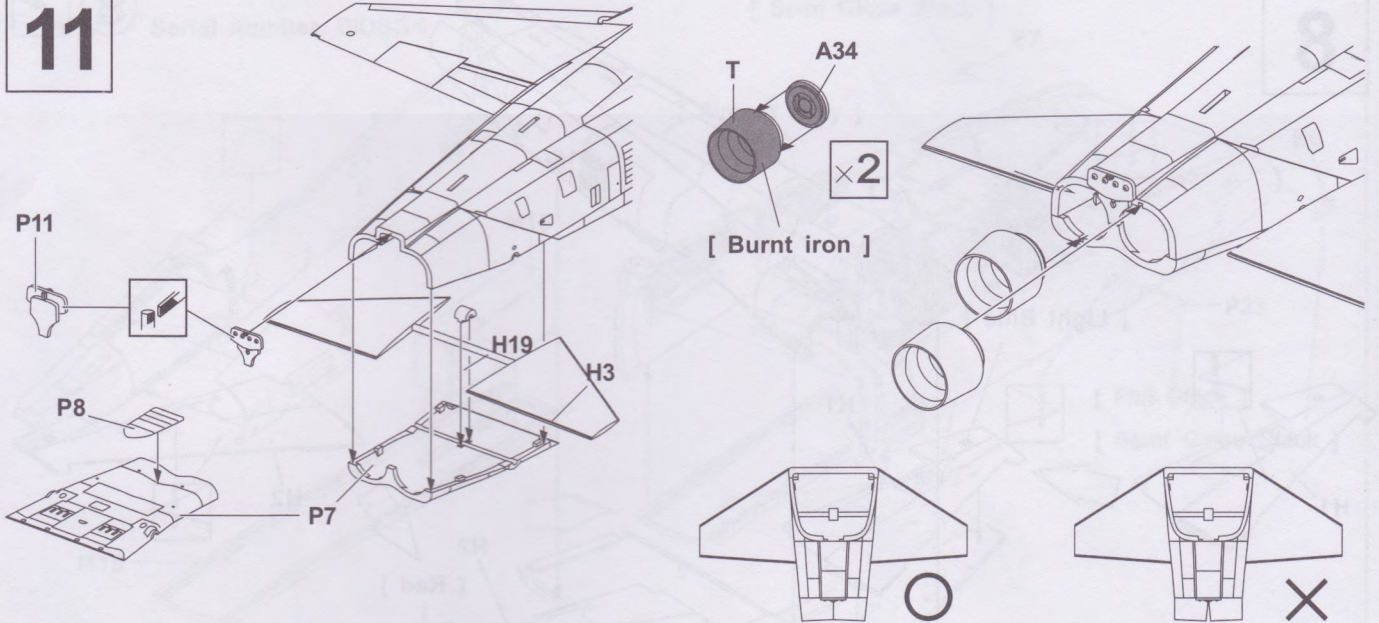
9



10

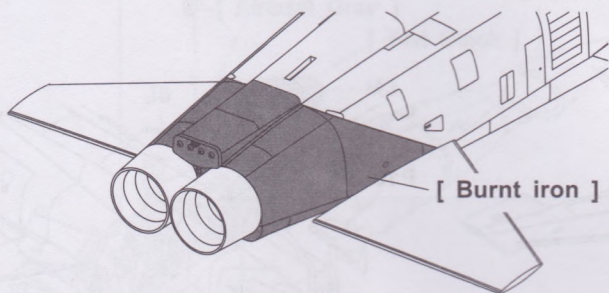


11



! A

Serial number: 840456



! B

Serial number: 810834


[Semi Gloss Black]

E8

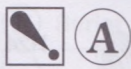
[Burnt iron]

E9

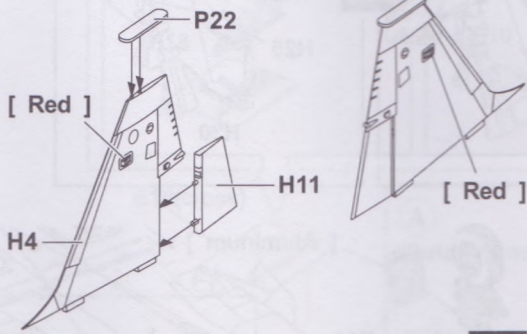
[Semi Gloss Black]



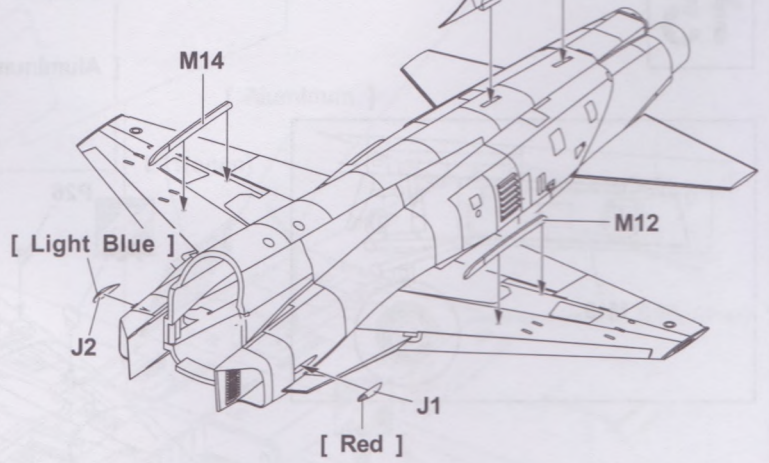
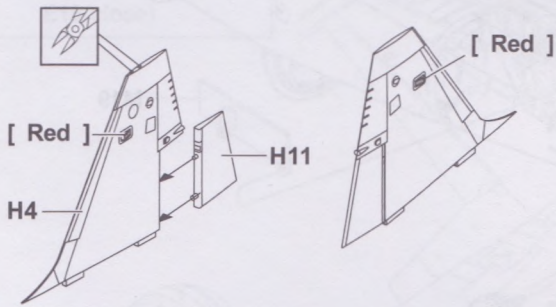
12



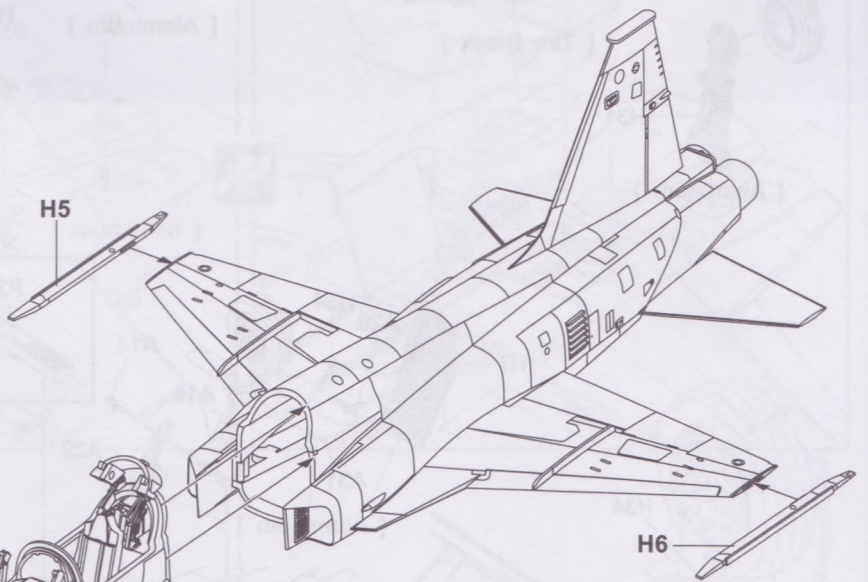
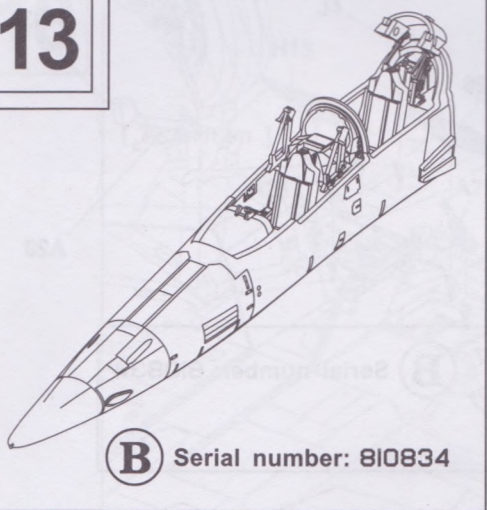
Serial number: 840456



Serial number: 810834



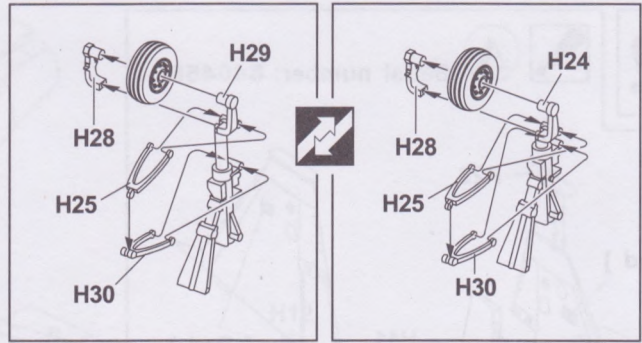
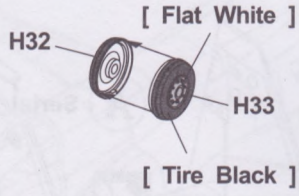
13



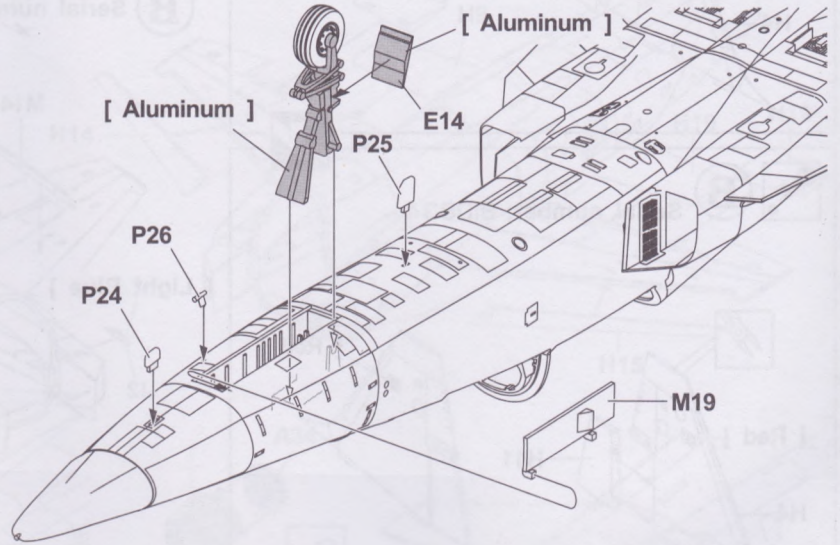
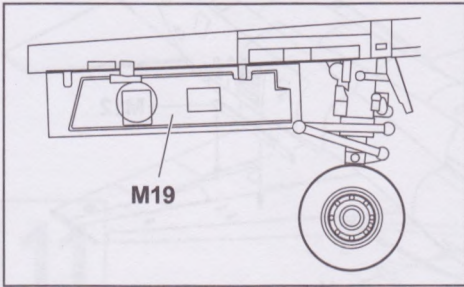
Serial number: 840456

14

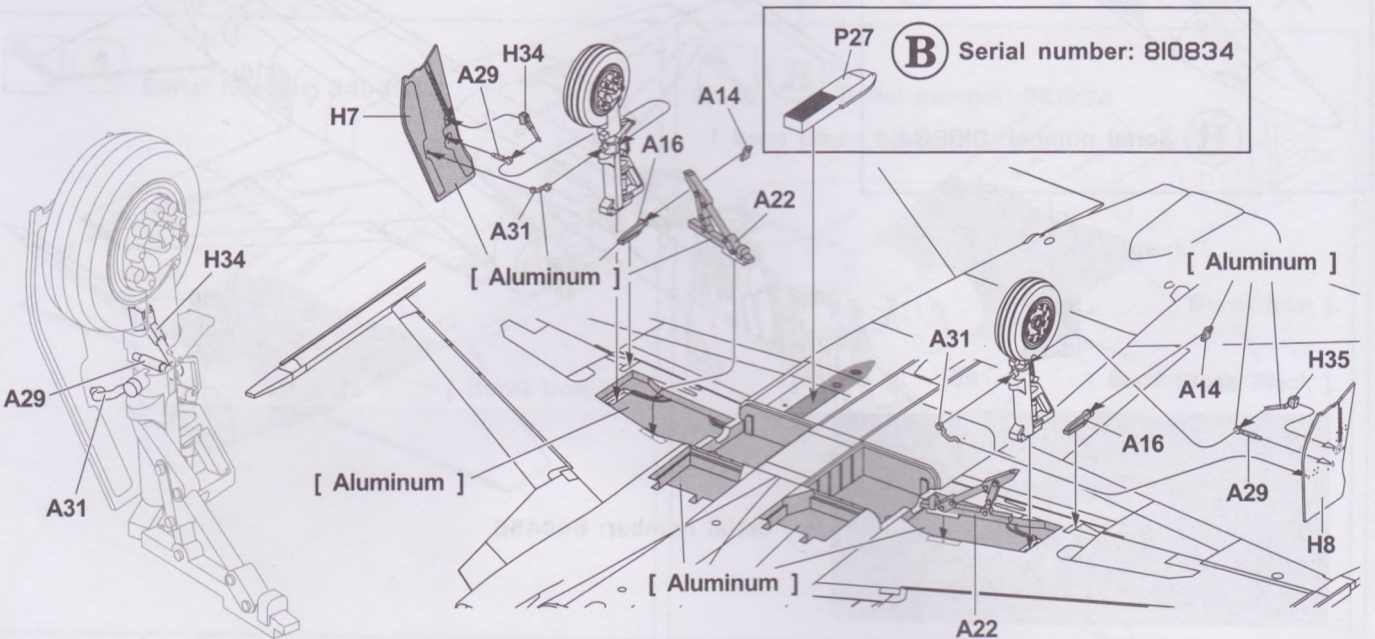
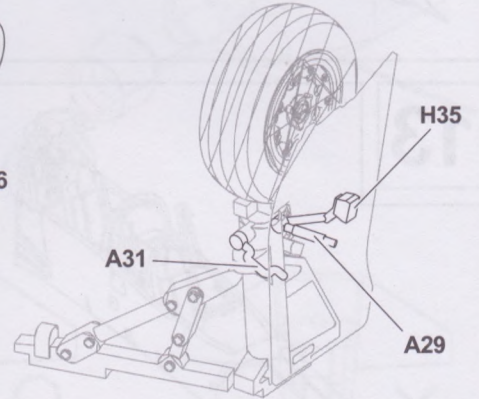
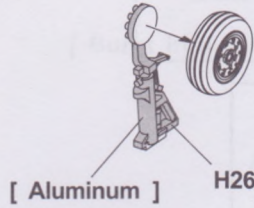
《 forward landing gear 》
《 前起落架 》



15



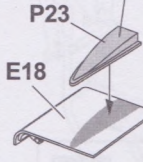
16



17

B Serial number: 810834

(Close) [Flat white] (Open) [Flat white]



E18(close)

A Serial number: 840456

E10(open)

A Serial number: 840456

E18(close)

[Aluminum]

E11(open)

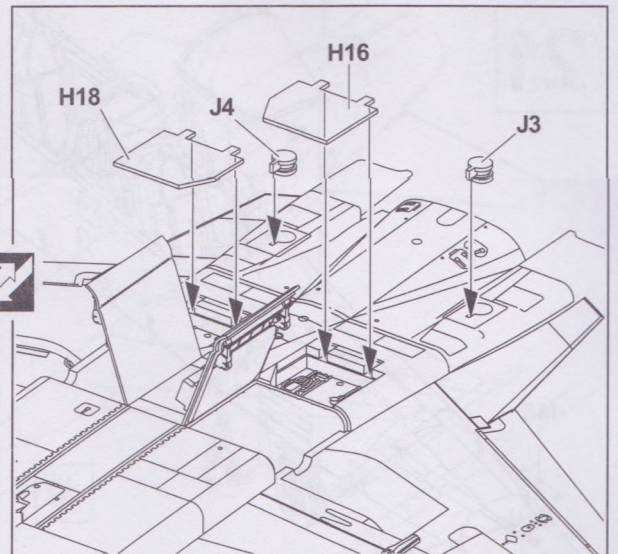
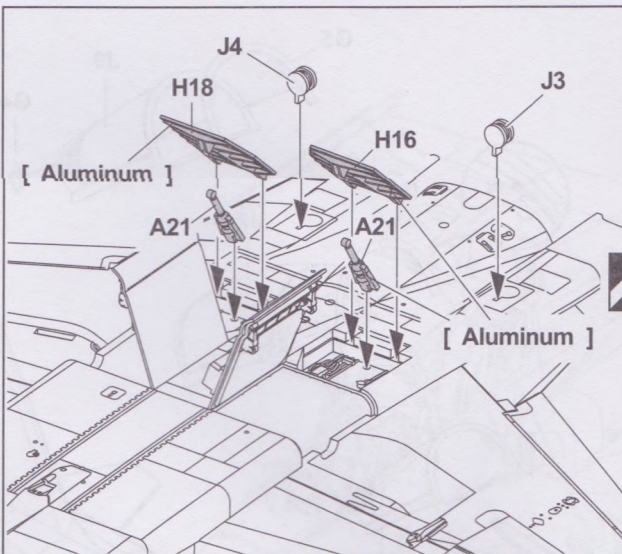
E19(close)

P21

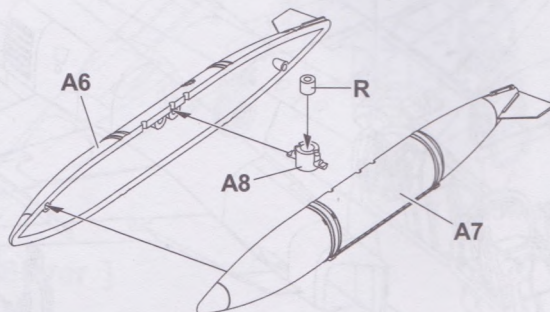
57

[Red]

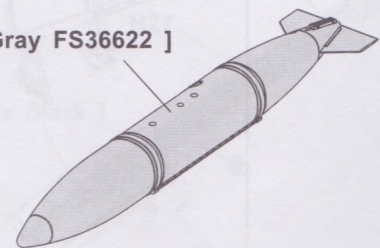
18



19



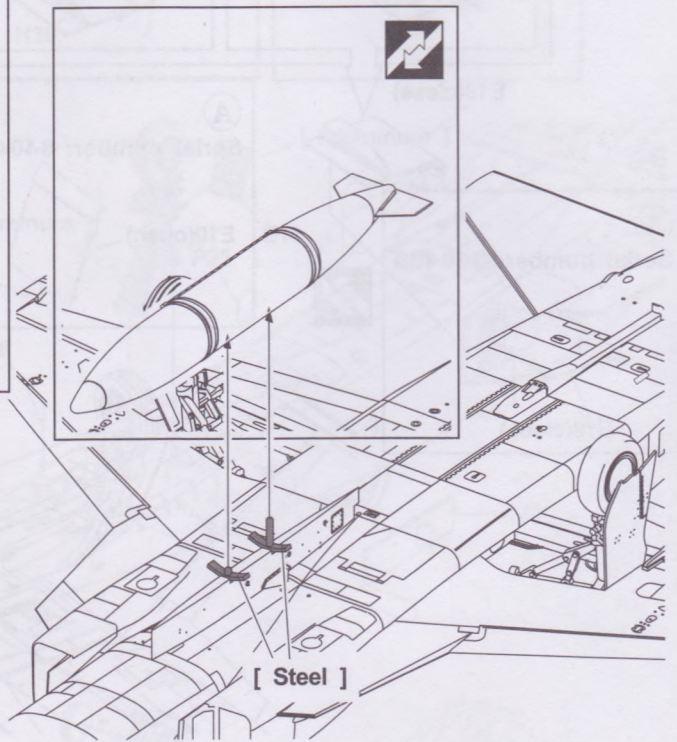
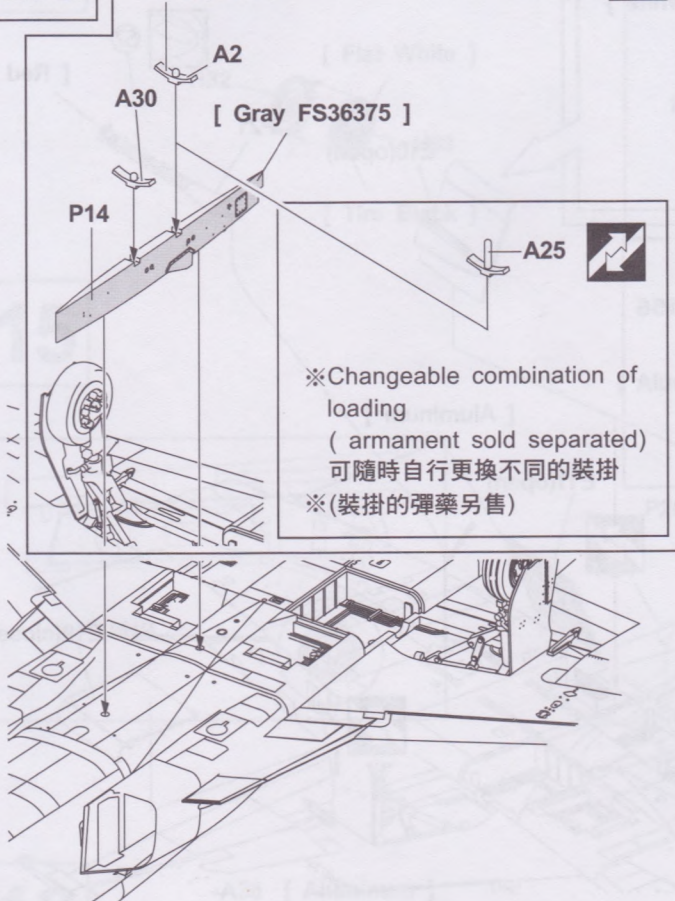
[Gray FS36622]



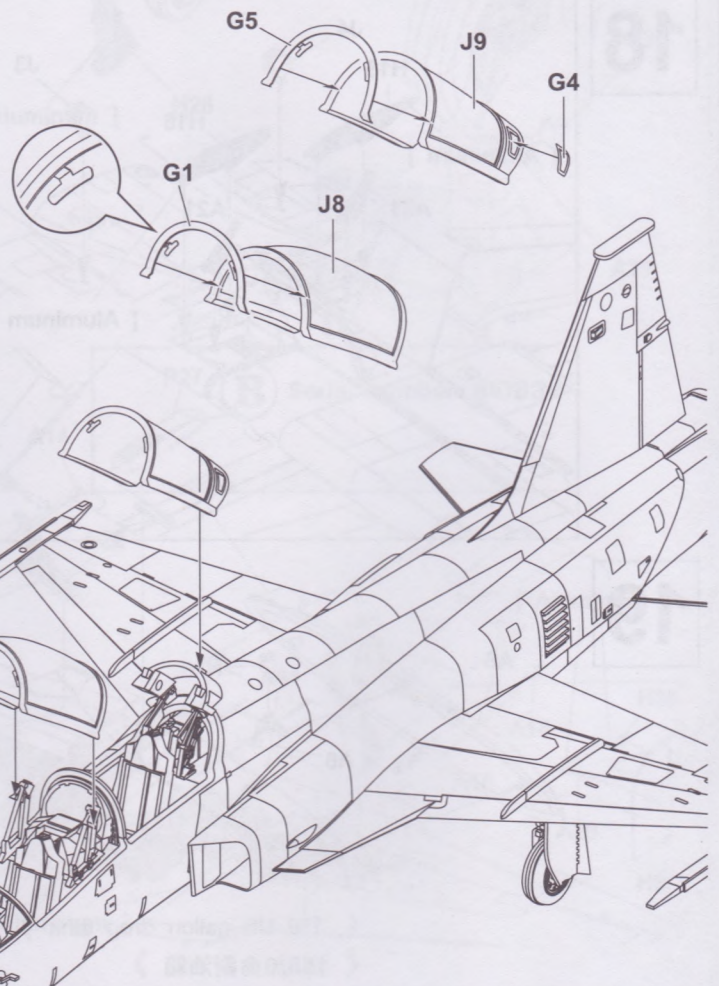
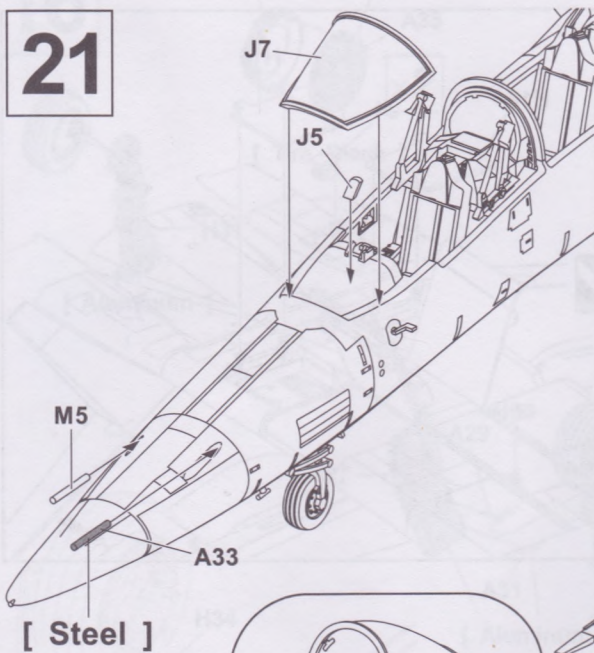
《 150 US gallon drop tank 》
《 150加侖副油箱 》

20

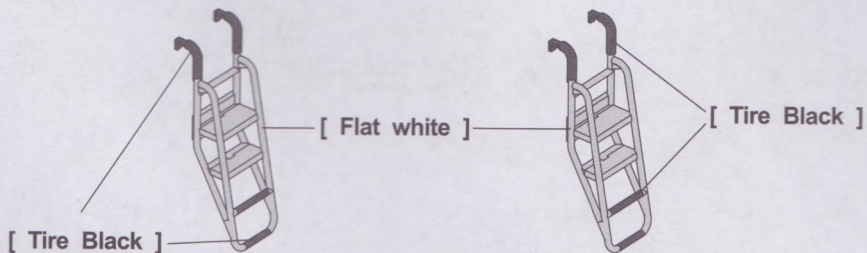
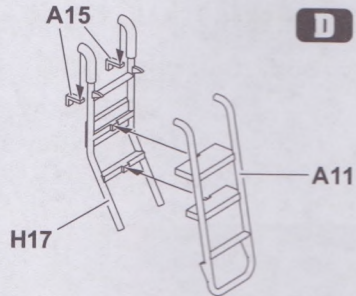
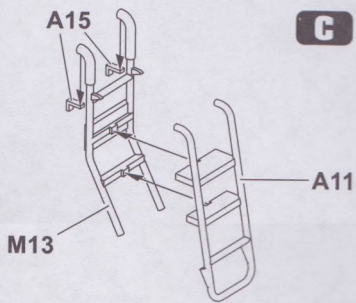
※Without Loading
 ※未加裝掛時



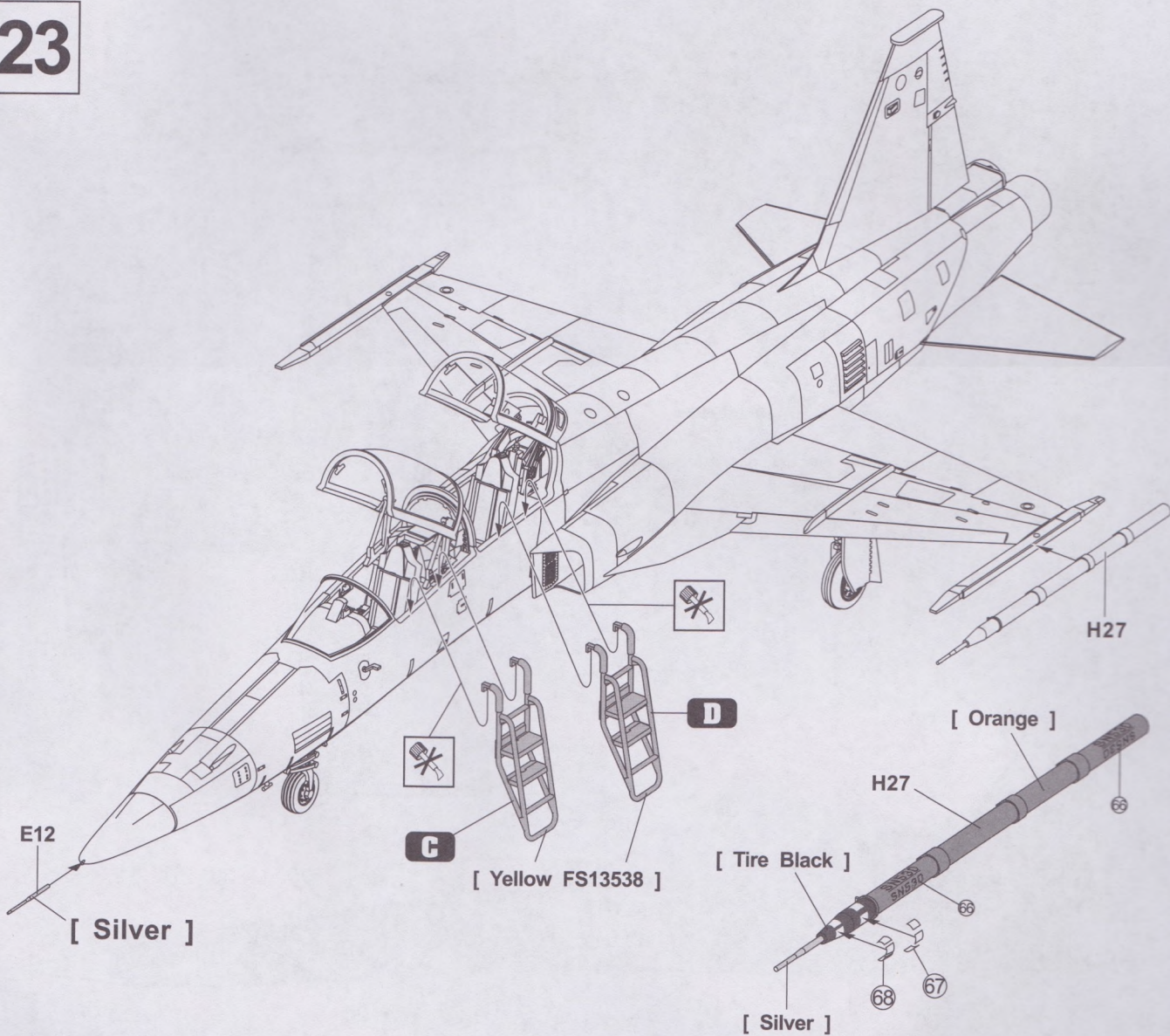
21



22



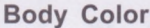
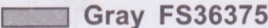
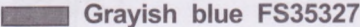
23




A

Naval Air Station Key West, FL
佛羅里達州基韋斯特海軍航空兵基地

Serial number: 840456

Body Color:  Gray FS36622
 Gray FS36375
 Grayish blue FS35327




B

Naval Air Station Key West, FL
佛羅里達州基韋斯特海軍航空兵基地

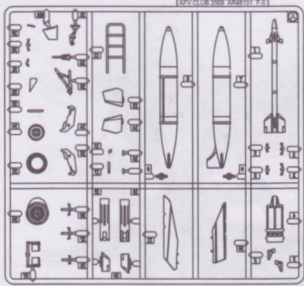
Serial number: 810834

Body Color: Gray FS36375
 Light blue 2
 Grayish blue FS35327

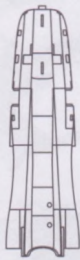


PARTS LIST 零件表

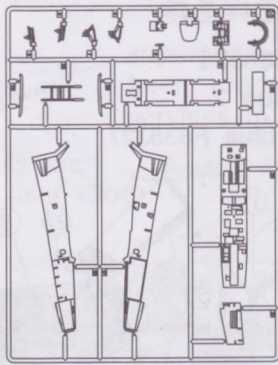
AX2 AR 48101



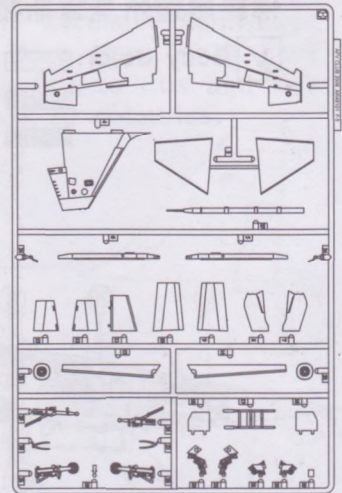
SX1 AR 48101



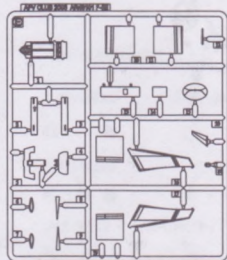
MX1 AR 48101



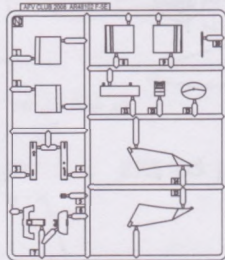
HX1 AR 48101



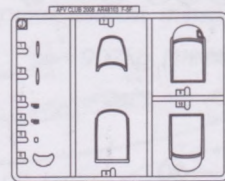
EX1 AR 48101



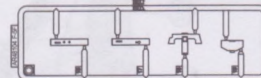
NX1 AR 48102



JX1 AR 48103



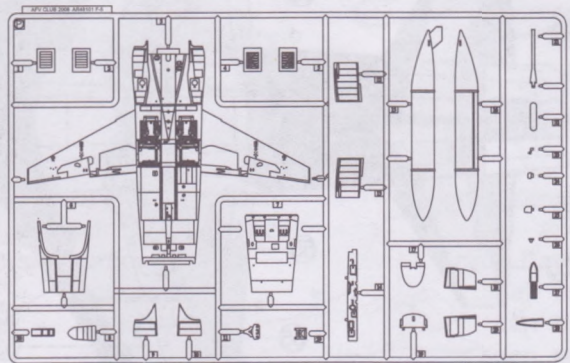
OX1 AR 48104




RX1 AR 48106

TX1 AR 48101

PX1 AR 48101



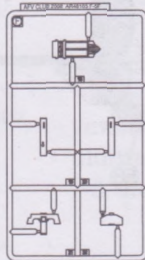
ZX1 AR 48103



GX1 AR 48106



FX1 AR 48103



Instructions:

If for some reason, you are not fully satisfied or have questions concerning our product; Please use the form provide, and send it to our nearest representative or mail it directly to our office.

We will deal with that A.S.A.P.

限臺灣地區使用 For Taiwanese use only!



AR 48103 Parts Replacement Form

- | | | |
|-------------------------------------|-------------------------------------|-------------------------------------|
| <input type="checkbox"/> AR 48101-A | <input type="checkbox"/> AR 48103-J | <input type="checkbox"/> AR 48106-R |
| <input type="checkbox"/> AR 48101-E | <input type="checkbox"/> AR 48103-M | <input type="checkbox"/> AR 48101-S |
| <input type="checkbox"/> AR 48103-F | <input type="checkbox"/> AR 48102-N | <input type="checkbox"/> AR 48101-T |
| <input type="checkbox"/> AR 48106-G | <input type="checkbox"/> AR 48104-O | <input type="checkbox"/> AR 48103-Z |
| <input type="checkbox"/> AR 48101-H | <input type="checkbox"/> AR 48101-P | |

Reason for replacement: Missing
 Broken

Signature: _____

總代理：戰鷹企業 客服部收 本公司將儘速為您處理。
請將本表與該部品相同金額之郵政匯票一同寄至。

AGV CLUB AR 48103 零件補充申請表

申請人
姓名 地址 電話

- | | |
|-------------------------------------|----------|
| <input type="checkbox"/> AR 48101-A | NT\$ 400 |
| <input type="checkbox"/> AR 48101-E | NT\$ 300 |
| <input type="checkbox"/> AR 48103-F | NT\$ 150 |
| <input type="checkbox"/> AR 48106-G | NT\$ 200 |
| <input type="checkbox"/> AR 48101-H | NT\$ 400 |
| <input type="checkbox"/> AR 48103-J | NT\$ 200 |
| <input type="checkbox"/> AR 48103-M | NT\$ 350 |
| <input type="checkbox"/> AR 48102-N | NT\$ 300 |
| <input type="checkbox"/> AR 48104-O | NT\$ 200 |
| <input type="checkbox"/> AR 48101-P | NT\$ 400 |
| <input type="checkbox"/> AR 48106-R | NT\$ 150 |
| <input type="checkbox"/> AR 48101-S | NT\$ 150 |
| <input type="checkbox"/> AR 48101-T | NT\$ 100 |
| <input type="checkbox"/> AR 48103-Z | NT\$ 350 |

+郵寄費 NT\$ 80
(請填)總計NT\$ _____

零件補充原因:(請於打√)
原包裝即 遺失或 毀損,
製作途中 遺失或 毀損,
其他原因 _____