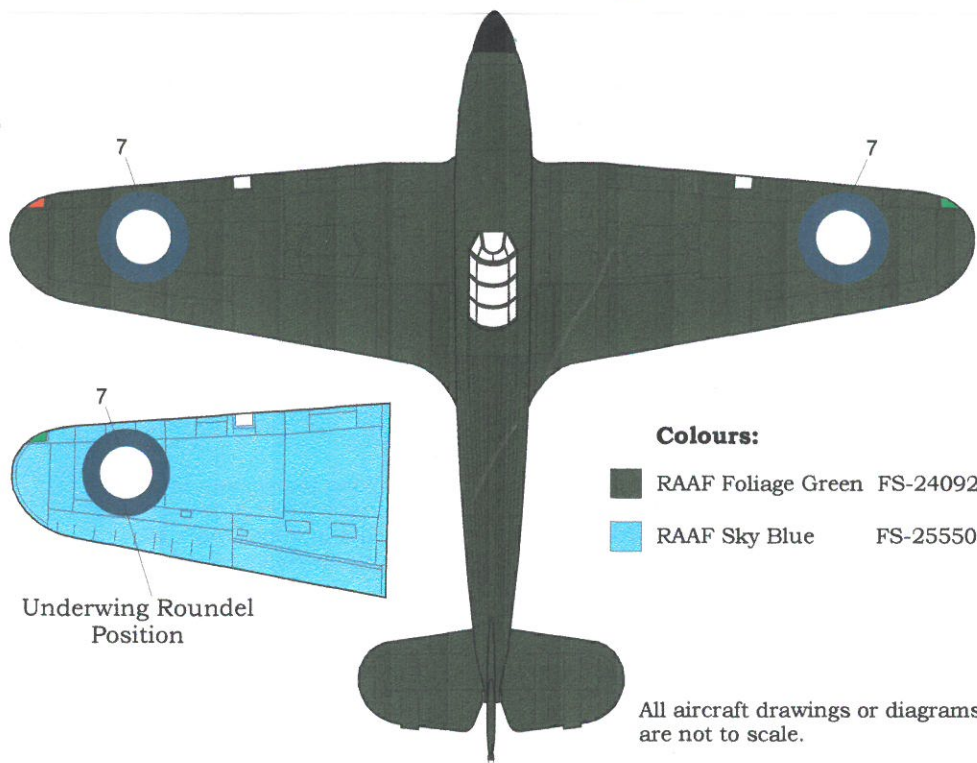
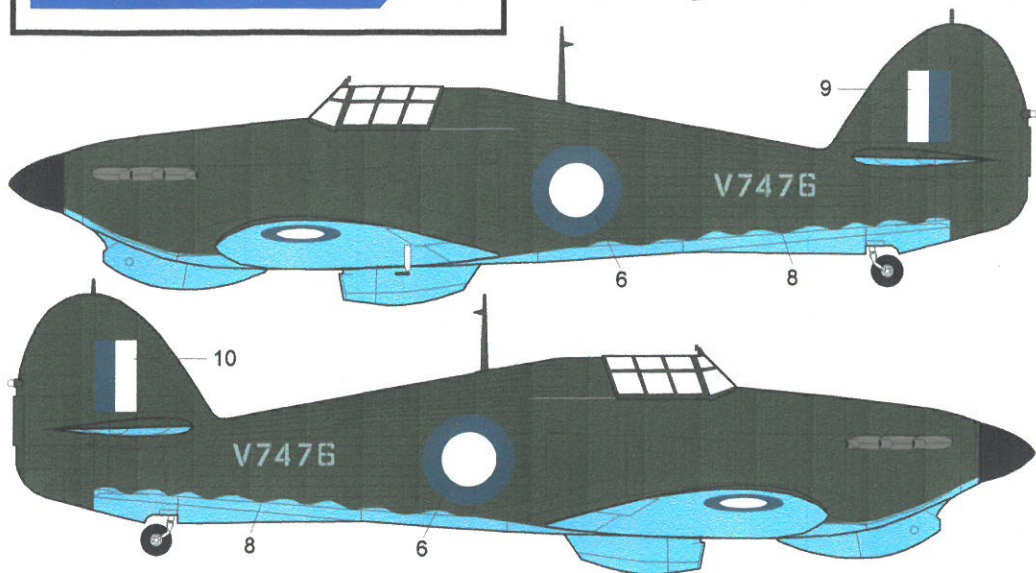




**N-48060a**  
**Hawker Hurricane**  
**Mk1 Trop RAAF WWII**



**Colours:**

- RAAF Foliage Green FS-24092
- RAAF Sky Blue FS-25550

All aircraft drawings or diagrams are not to scale.

Sometime during 1943, V7476 was repainted in RAAF Foliage Green upper surfaces with RAAF Sky Blue lower surfaces. It also acquired the standard early version RAAF Blue and White Roundels and Fin Flash at this time.

**Colours:**

 RAAF Foliage Green FS-24092


 RAAF Sky Blue FS-25550

**DECAL APPLICATION:**

1. Cut closely around the required shape or letter, preferably using a sharp knife or Scalpel. Avoid using scissors or getting too close to another decal.
2. Soak in luke warm water for no more than 10 seconds.
3. Stand the decal on facial tissue for a further 5 seconds.
4. Moisten the application area with plenty of water.
5. Apply decal by carefully and slowly sliding off the backing paper onto the moistened application area. If you are too quick, the carrier film may curl under.
6. Spray Paint model with a clear lacquer to hide decal film and for longer life Protection. DO NOT USE a Paint Brush to apply coating as this method could damage the Decals.

**Note:** Decals adhere best to gloss surfaces. This Clear Decal film is very thin and covers the entire sheet. This ALPS Printed type product can be slightly fragile and will need extra care in application.

This Decal Set also includes extra White Underlay sections to be used as an undercoat Especially on dark surfaces where some light color decals can be slightly transparent.



V7476  
V7476

V7476  
V7476