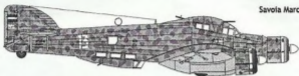


The Bombers

Glorious Bombers of HRH Peter II of Yugoslavia

CM79
БР.3741

№ 3741
С.М.79
М.М.91208



Savoia Marchetti S.79K



DORNIER
Do 17

Бр. 2



Dornier Do-17Ka



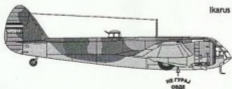
Do.17

БР.3363



DFA Dornier Do-17Kb

БР.3548



Ikarus Bristol Blenheim Mk I

1/48
LIMITED
EDITION

MADE IN SERBIA



of 250
M-48LH
© 2005

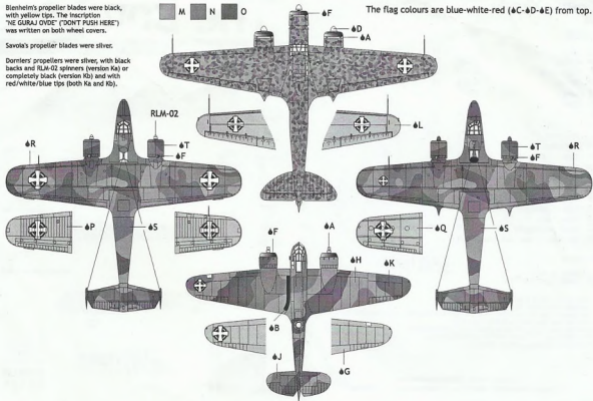
Blenheim's propeller blades were black, with yellow tips. The inscription "THE GURAJ QVDE" ("DON'T PUSH HERE") was written on both wheel covers.

Savoia's propeller blades were silver.

Dorniers' propellers were silver, with black backs and RLM-02 spinners (version Ka) or completely black (version Kb) and with red/white/blue tips (both Ka and Kb).



The flag colours are blue-white-red (♣C-♣D-♣E) from top.



Colour Guide

COLOUR	FS	HU	MM
♣A Aluminium	-	56	1781
♣B Black	37038	33	1749
♣C Light Blue	25450	47	1508
♣D White	37875	34	1768
♣E Red	31136	60	1550
♣F Gun Metal	-	53	1795
♣G Light Blue	25352	65	1562
♣H Dark Earth	30219	118	1742
♣J Dark Green	34079	116	1710
♣K Dark Brown	30045	98	-
♣L Light Grey (Grigio chiaro)	36375	127	1728
♣M Ochre (Giallo mimetico)	33434	63	1706
♣N Dark Green (Verde mimetico)	34092	149	1764
♣O Dark Brown (Marrone mimetico)	30118	142	1702
♣P Silver (Silber)	17178	191	1790
♣Q Light Grey (Hellgrau)	26493	-	-
♣R Yellow (Gelb)	13594	-	-
♣S Dark Green (Zuggrün)	24079	116	1710
♣T Dark Brown (Pompeianisch Braun)	10091	-	-

Sources:

Kraljevski avioni
Lift Here! Team Archive



- Apply decals only on smooth and glossy surfaces.
- Carefully cut the decal that you need from the sheet.
- Dip in clean water for about 10s, after that lay it over absorbent paper towel for 30s.
- Apply the setting solution to the desired area.
- Slide the decal from the backing paper using a soft paintbrush.
- After 5min apply the solvent solution and wait overnight.
- Wash the kit and later apply the final coat.

Contact e-mail: lifthere@eunet.yu
For more informations visit: www.maketorama.co.yu/lifthere