

EAGLE STRIKE




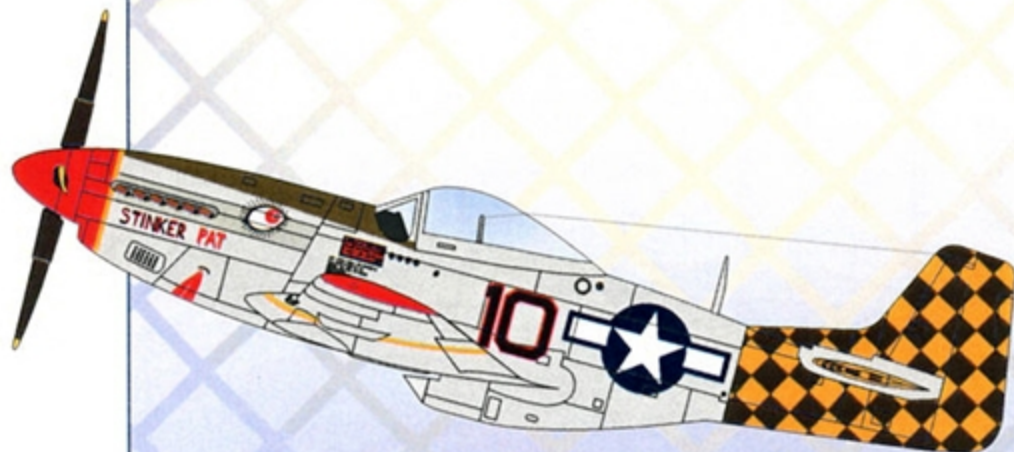
48090

Checkertail Plan

Pt. I



Checkertail Plan

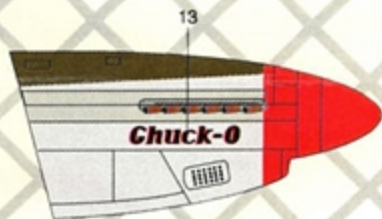
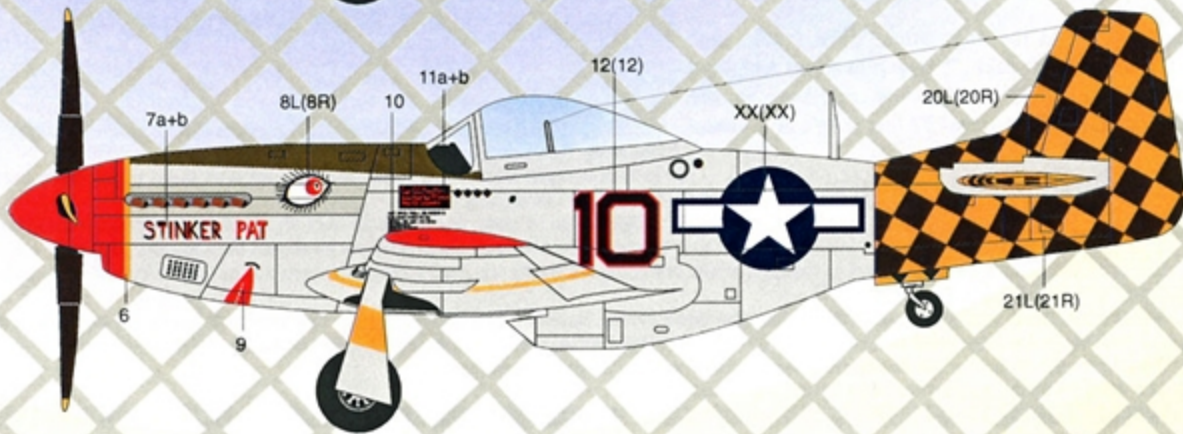


Suggested Kit: Tamiya P-51 Mustang

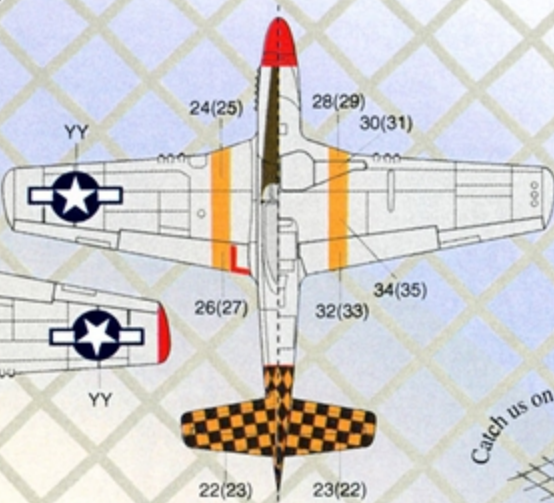
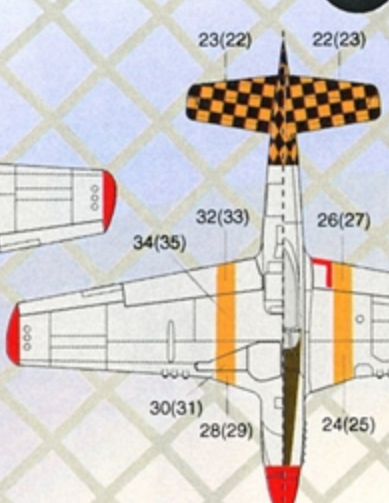
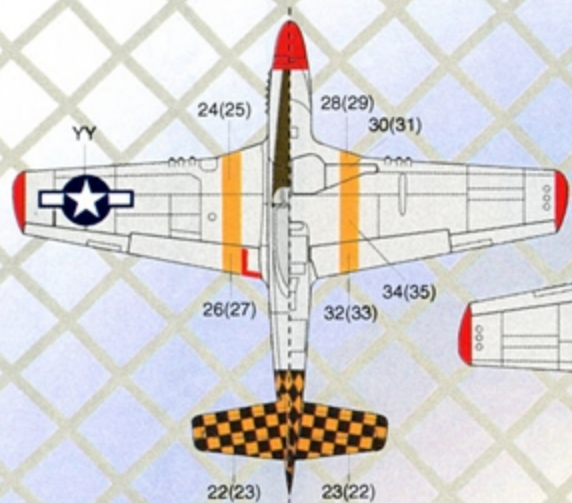
AIRCRAFT 1. P-51D-10-NA 44-14467 'Mary Mac', flown by Lieutenant Gordon H. McDaniel, 318th FS, 325th FG. Notice Red wing tips.



AIRCRAFT 2. P-51D-15-NA 44-15131 'Stinker Pat'. Pilot was Major George Hamilton, who named the aircraft after his young son. Notice Red wing tips. Photos ref. 5, pages 67-69.



AIRCRAFT 3. P-51D-20-NA, 44-63512 'ShuShu/Chuck-O', flown by Major Norman McDonald. This aircraft originally carried number '66' without outlines. We have provided both styles. Last commander of the 318 F.S., who finished the war with eleven kills.



*NOTE: P-51's were delivered in a standard finish consisting of natural metal on the fuselage, vertical fin, and horizontal stabilizers. The majority of the upper and lower wings were painted aluminum lacquer with all rivets and joints sealed to provide smoother airflow over the laminar flow wing. Ailerons and flaps were left in natural metal. Anti-glare panels were olive drab.

References:

1. Photographs supplied by Dwayne Tabatt, of Spokane, WA, Historian & Researcher of the 325th Fighter Group, to whom we are indebted for his assistance and patience.
2. Aircam Aviation Series, No.1, North American P-51D Mustang, Osprey Publications LTD., England.
3. P-51 Mustang Aces, William N. Hess, Thomas G. Ivie, Motorbooks International, USA, 1992.
4. Koku Fan Illustrated, #52, P-51 Mustang, Masahiko Takeda, BUNRIN-DO, CO. LTD, Tokyo, 1990.
5. Checkertails S/Signal, E.R. Mc Dowell.

Suggested 1:48 Scale Kits:
 Tamiya P-51 Mustang





EAGLE STRIKE

Productions

12982 SW 132nd Ave. Miami, FL. 33186

U.S.A

Ph: (786) 293-6859, Fax: (786) 293-9286.

Checkertail Plan



Trivia Factor

The tailfillets added in the field were 2 inches higher and 2 inches longer than the ones added at the factories, beginning with the P-51D-10 model. They were added to eliminate the "takeoff shudder" and "porpoise" effect during a highspeed dive!

On the B/C models, which only carried 4 guns, the guns would stop during a dive and the pilots returned to base, complaining of "guns jamming". The armers eventually found that due to "centrifugal force", the guns stopped!!

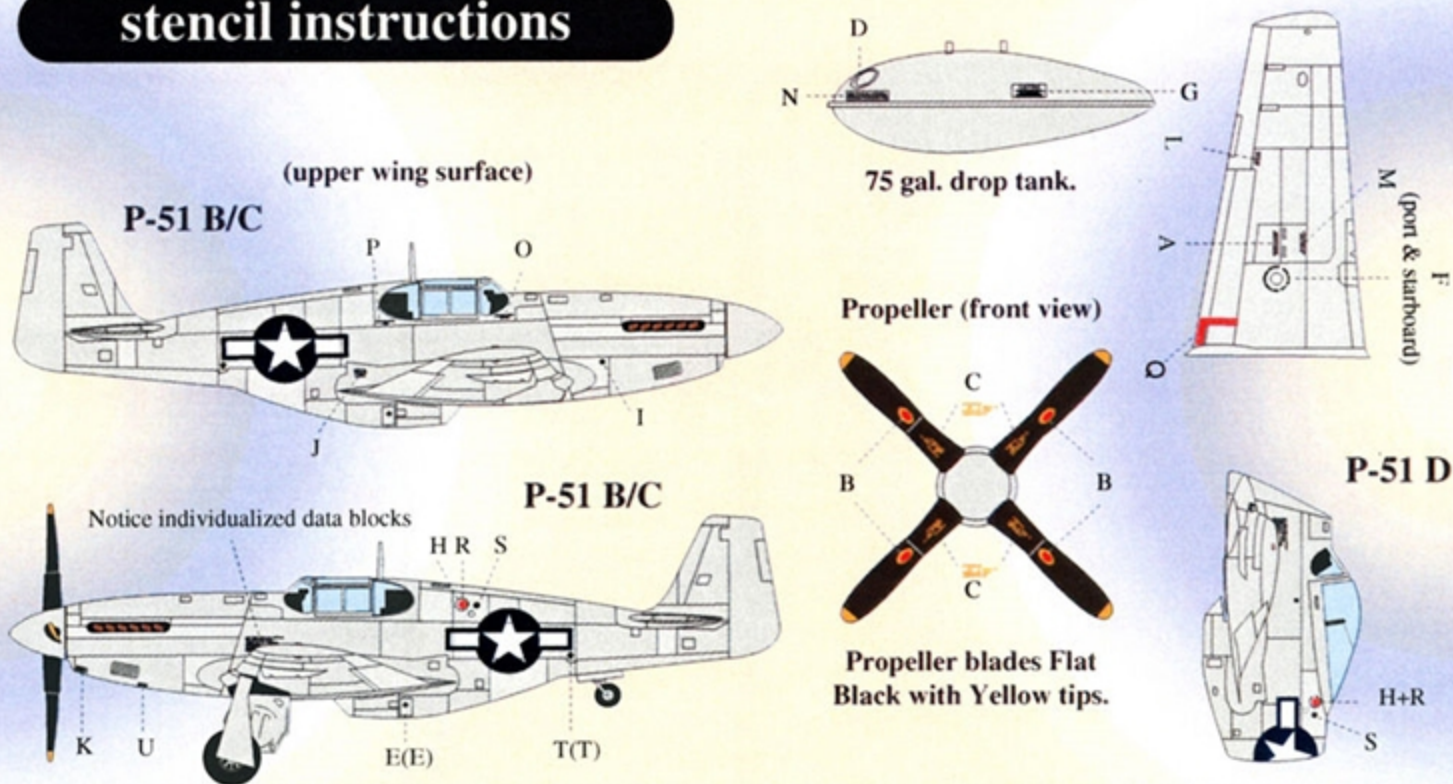
The crews installed small motors to drive the belts, and installed a switch in the cockpit. When the guns stopped, the pilot turned on the switch and the guns worked. This was invented by the 325th and became standard from the factory as new planes were built. So simple!!

You have heard the expression: "The whole nine yards"? When a pilot said, "I shot him down and used the whole nine yards", this was referring to the machinegun belts which were "27 feet long", or 9 yards! OK!

The 325th invented napalm bombs also!

3. With a clean brush, apply a setting solution to the area where the decal will finally lay. (Micro, Super or Aero Set will do). With a clean pointed brush slide the decal on to the final area. Allow the setting solution to dry for about 3-5 minutes.
4. With another clean brush, apply a solvent solution over the decal (Micro, Super or Aero Sol will do). Do this if possible in one stroke since your decal will soften up and wrinkle immediately. This is an important step in the process, whatever you do DO NOT TOUCH THE DECAL, after this process until it is totally dry, preferably overnight.
5. When thoroughly dry, rinse your model with tap water and mild soap to wash of excess glue.
6. Finish your model with the desired final coat (gloss, flat, or semi-gloss).

stencil instructions



Decaling: Apply decals only to a glossy surface.

1. With a sharp scissors or knife, carefully cut item to be used, being careful of not cutting off the clear film around it or that belonging to an adjacent item.
2. Submerge in clean tap water for over 10 seconds and lay over an absorbent paper towel. Decal will slide freely in about 20 seconds. Do not leave decal on water bowl over ten seconds, or adhesive quality will suffer.