

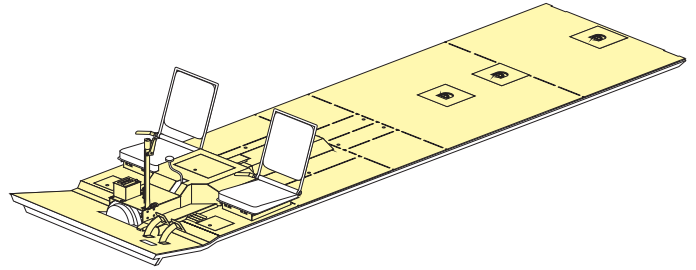
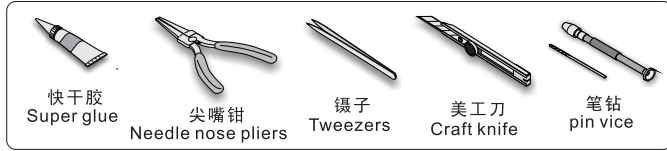
1/35 MILITARY MINIATURE VEHICLE UPGRADE SERIES PE35266

WWII German Sd.Kfz. 251 Ausf.D Floor

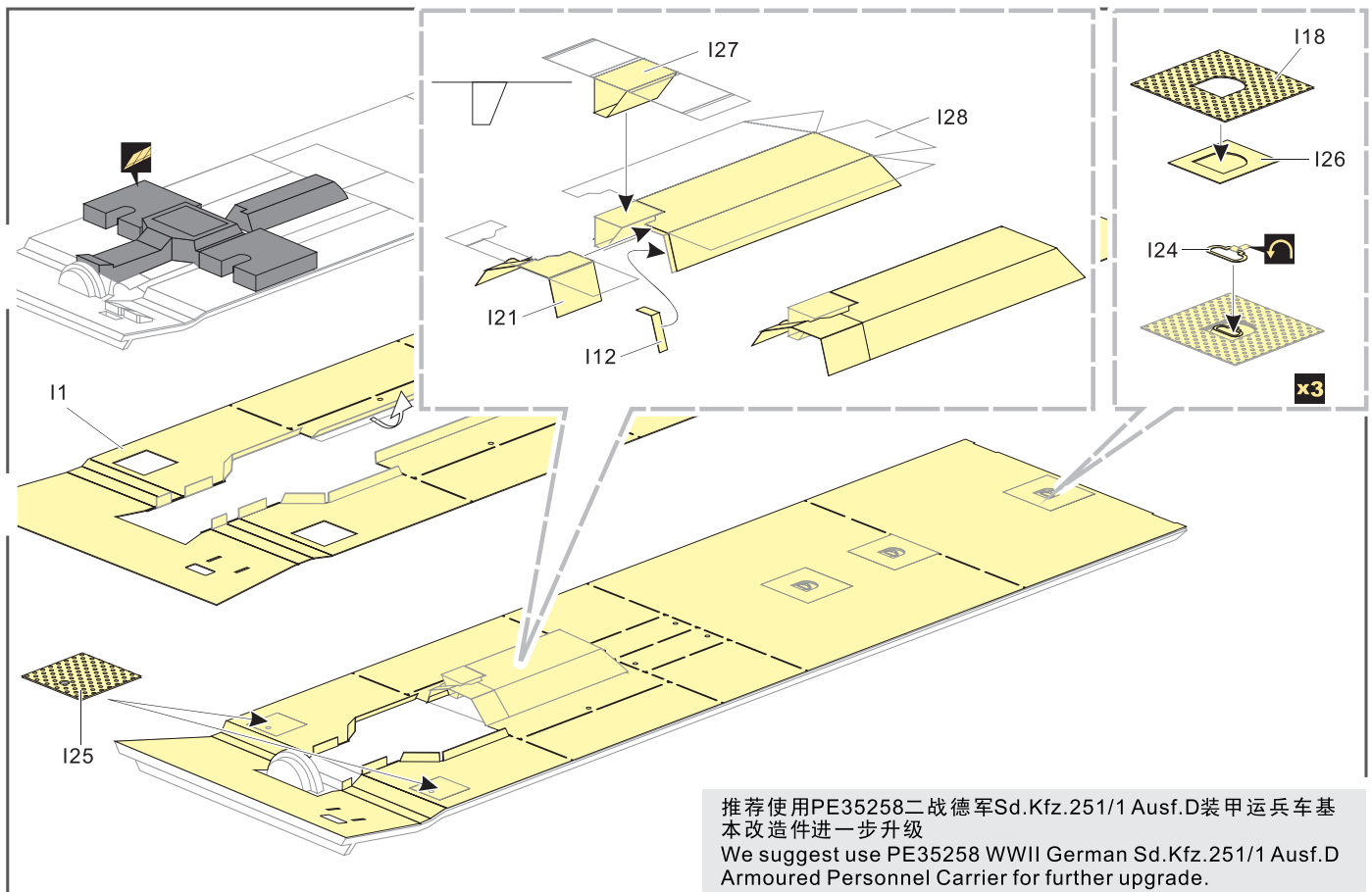
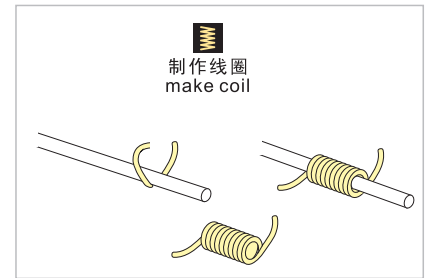
二战德军Sd.Kfz.251 Ausf.D装甲车地板改造件

[For DRAGON Kit]

■ 推荐使用工具 RECOMMENDED TOOLS



- A1** 安装 install
改造件零件编号 PE/resin part number
- B12** 原零件编号 kit part number
- C22** 被替换的原零件编号 replaced kit part number
- 切除 remove
- 折叠 bend
- 弧度卷曲 radial bending
- x2** 制作若干组 multiple assembly
- 另一侧相同制作 repeat on opposite side
- 用胶棒制作 make from plastic rod



推荐使用PE35258二战德军Sd.Kfz.251/1 Ausf.D装甲运兵车基本改造件进一步升级
We suggest use PE35258 WWII German Sd.Kfz.251/1 Ausf.D Armoured Personnel Carrier for further upgrade.

推荐使用PE35265二战德军Sd.Kfz.251 Ausf.D装甲车早期型装甲板改造件进一步升级
We suggest use PE35265 WWII German Sd.Kfz.251 Ausf.D Early Version Armour Plate for further upgrade.

推荐使用PE35263二战德军Sd.Kfz.251/1 Ausf.D装甲运兵车内部座位及杂物箱改造件进一步升级
We suggest use PE35263 WWII German Sd.Kfz.251/1 Ausf.D Armoured Personnel Carrier Back seats & boxes for further upgrade.

推荐使用PEA117二战德军 Sd.Kfz.251 /Sd.Kfz.11装甲车重力轮胎式样1进一步升级
We suggest use PEA117 WWII German Sd.Kfz.251 /Sd.Kfz.11 Road Wheels Pattern 1 for further upgrade.

推荐使用PE35264二战德军Sd.Kfz.251 Ausf.D装甲车外部杂物箱及翼子板改造件进一步升级
We suggest use PE35264 WWII German Sd.Kfz.251 Ausf.D Side Stowage Bins & Fenders for further upgrade.

1/35 MILITARY MINIATURE VEHICLE UPGRADE SERIES PE35266

