

ŘOP o.s.

Grumman F4F-4 Wildcat



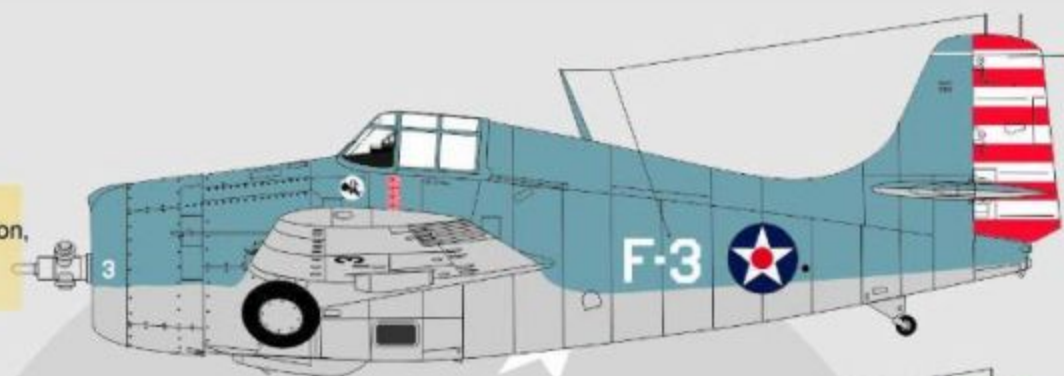
ŘOP o.s.

Grumman F4F-4 Wildcat

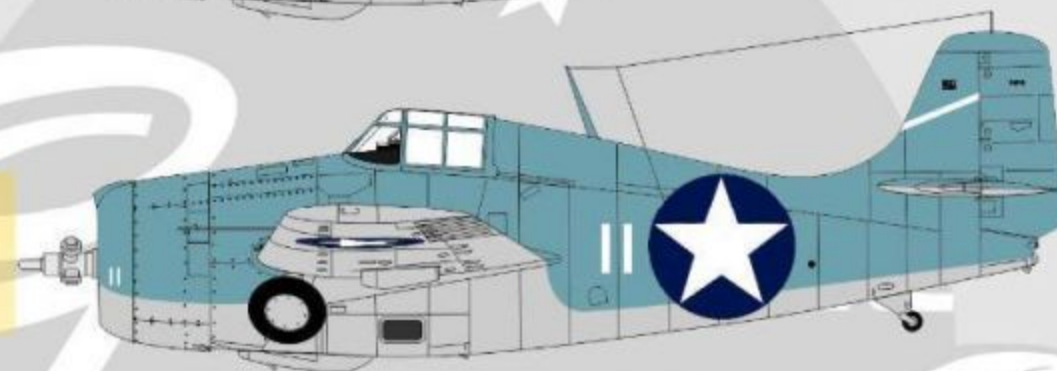


USMC aces over Guadalcanal

Grumman F4F-3A Wildcat, white F-3, VF-3, USS Lexington, flown by Captain Edward O'Hara, early 1942



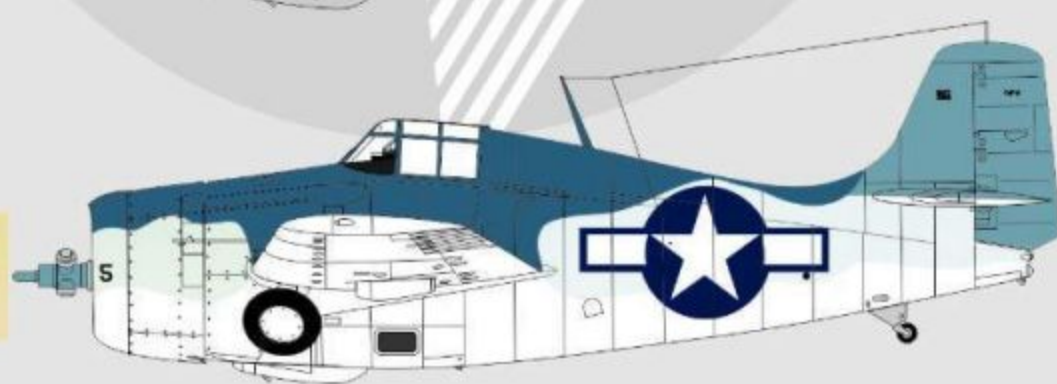
Grumman F4F-3A Wildcat, white 11, VF-6, USS Enterprise, flown by AP1/c L.P.Mankin, South Pacific, August 1942



Grumman F4F-3A Wildcat, white 211-F-11, VFM-211, Wake Island, December 1941



Grumman F4F-4 Wildcat, (FM-1) black 5, VC-58, USS Block Island, Atlantic, May 1941



part 2

Limited series only 200 pcs!

1/48 MNFD L48035

1. Apply gloss cote to model surface
2. Cut out the needed detail from the sheet.
3. Submerge the decal completely in lukewarm water for 10 sec.
4. Put the wet decal on-plotting base and allow it soften completely.
5. Place the decal together with the base paper on the model. We recommended use decal solutions(Setter, Softer)Keep paper by tweezers and remove decal carefully to model surface. In case that the decal was placed incorrectly, add water with a brush on the border of the decal.
6. If the decal is located on the right place, press it with a soft cloth to eliminate all water and air bubbles.
7. Allow the decal dry well.

ŘOP o.s.



Czech Republic
[http:// www.roposmodels.cz](http://www.roposmodels.cz)
[http:// www.mn-modelar.cz](http://www.mn-modelar.cz)
 Email :roposmodels@gmail.cz

MADE IN CZECH REPUBLIC

