

Ju 88 Fighters


26 options!

72D027

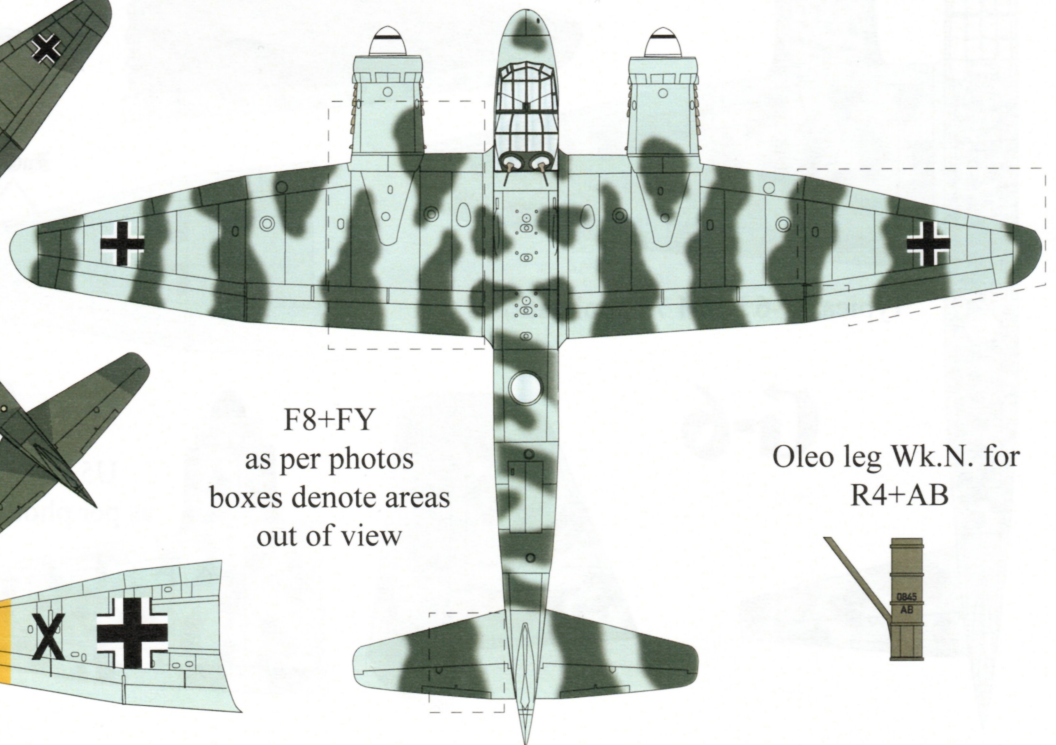
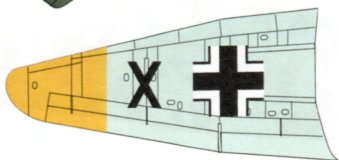
AIMS Decals

RLM 70
 RLM 71
 RLM 74
 RLM 75
 RLM 76

With grateful thanks to Paul Stipdonk for the cover photo
www.aimsmodels.co.uk




F1+XM
 standard insignia
 and theatre markings

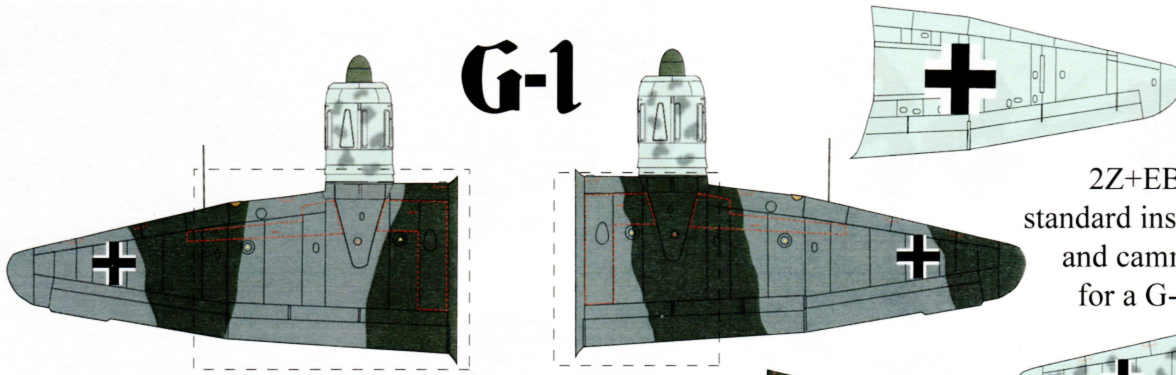


F8+FY
 as per photos
 boxes denote areas
 out of view

Oleo leg Wk.N. for
 R4+AB

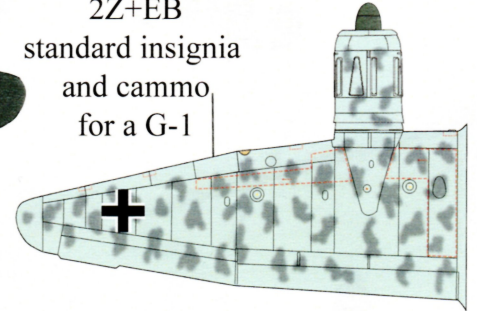


G-1



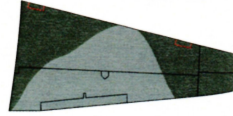
Standard insignia for G-1

2Z+EB
standard insignia and cammo for a G-1



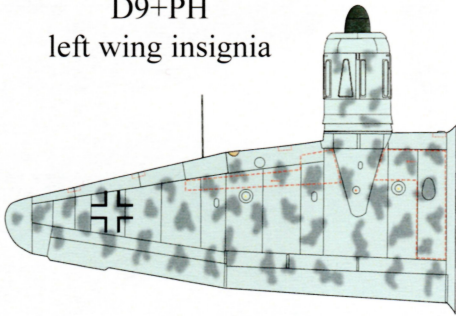
D5+AY

boxes denote what can not be seen in photo



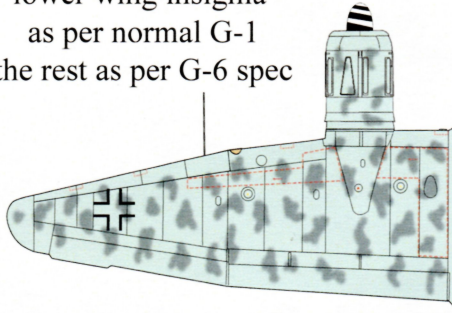
D9+PH

left wing insignia



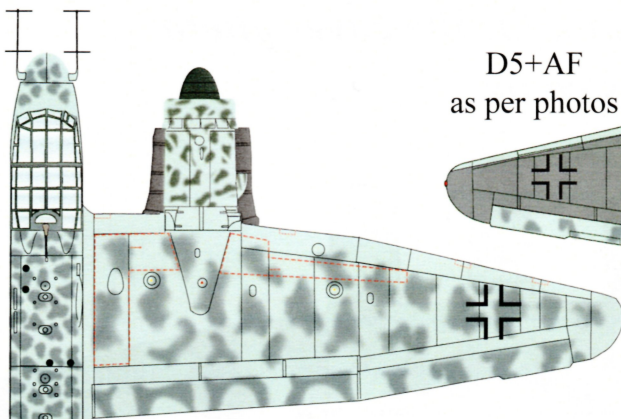
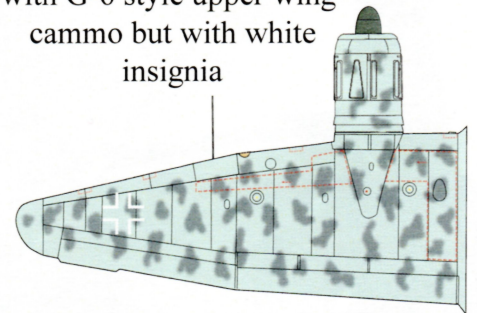
9C+GR

lower wing insignia as per normal G-1 the rest as per G-6 spec



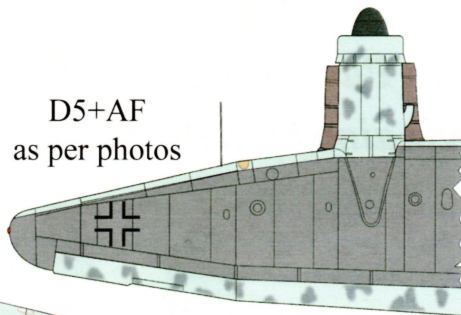
3C+MP

with G-6 style upper wing cammo but with white insignia




Typical G-6 RLM 75 applications

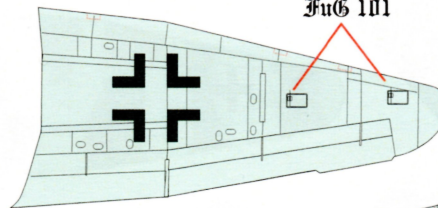
D5+AF
as per photos



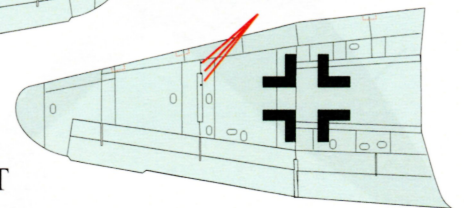
D5+AV
as per photos



FuG 101




FuG 217

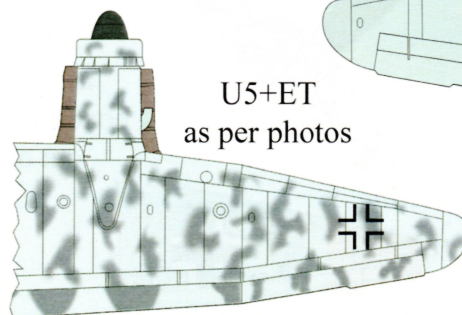


G-6

622796
YDF



U5+ET
as per photos

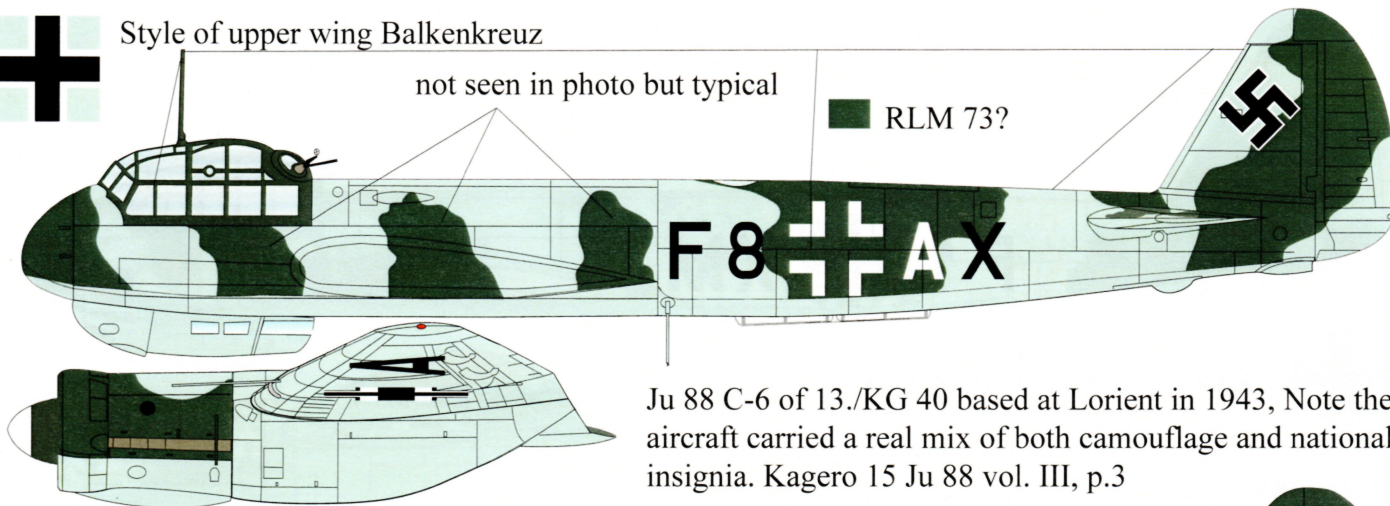




Style of upper wing Balkenkreuz

not seen in photo but typical

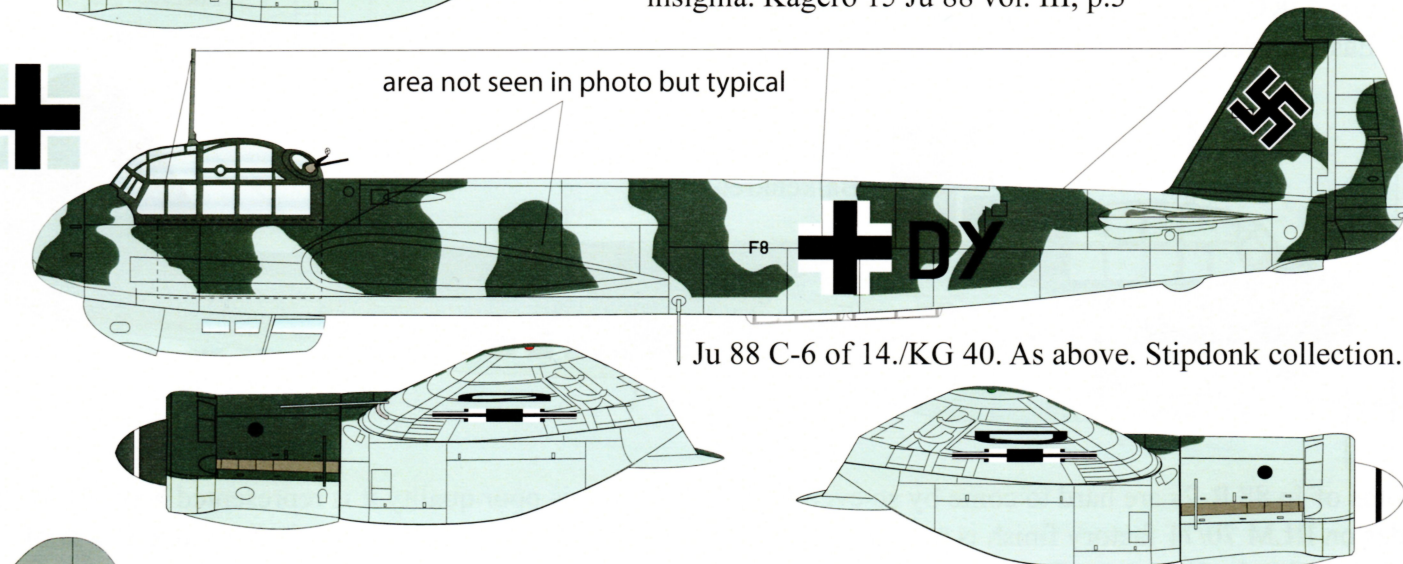
RLM 73?



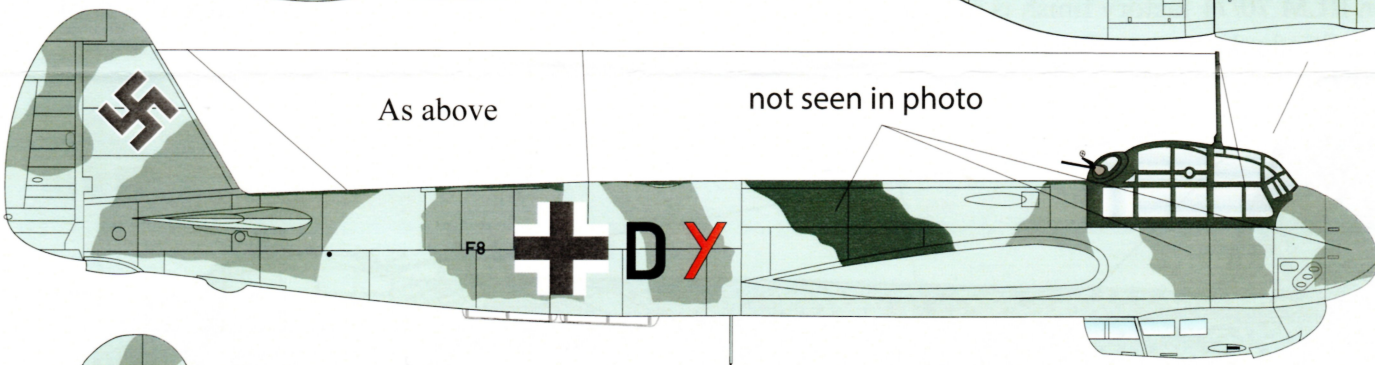
Ju 88 C-6 of 13./KG 40 based at Lorient in 1943, Note these aircraft carried a real mix of both camouflage and national insignia. Kagero 15 Ju 88 vol. III, p.3



area not seen in photo but typical

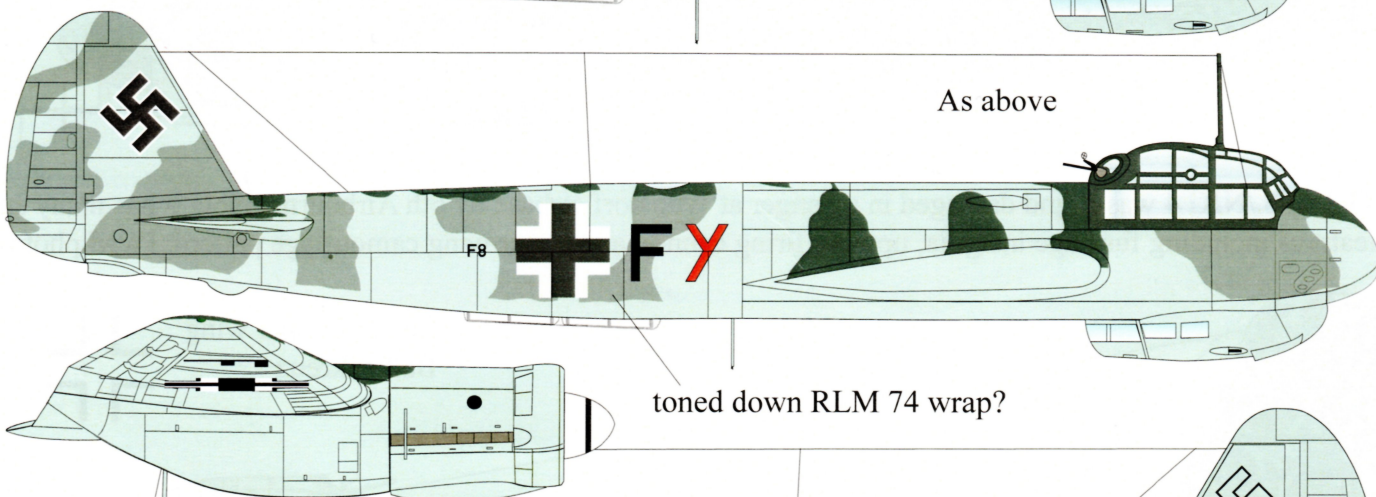


Ju 88 C-6 of 14./KG 40. As above. Stipdonk collection.



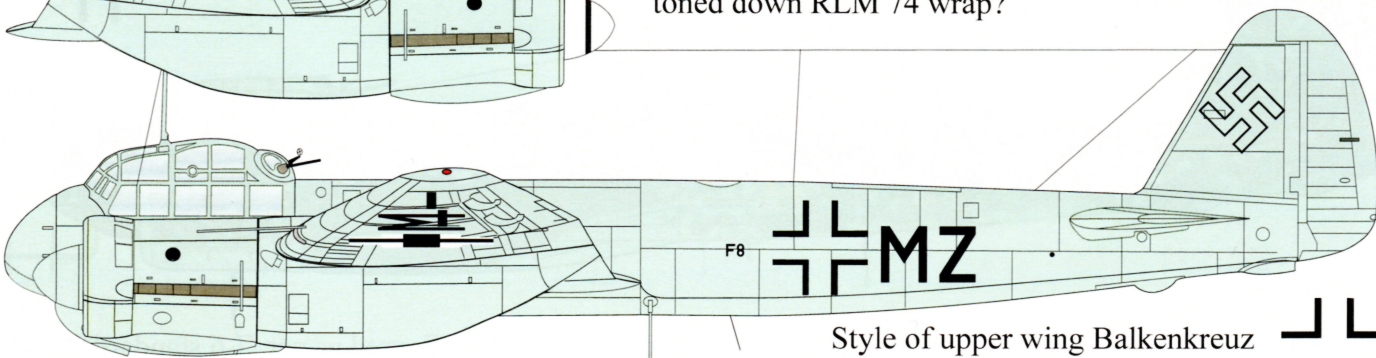
As above

not seen in photo

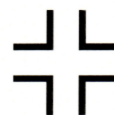


As above

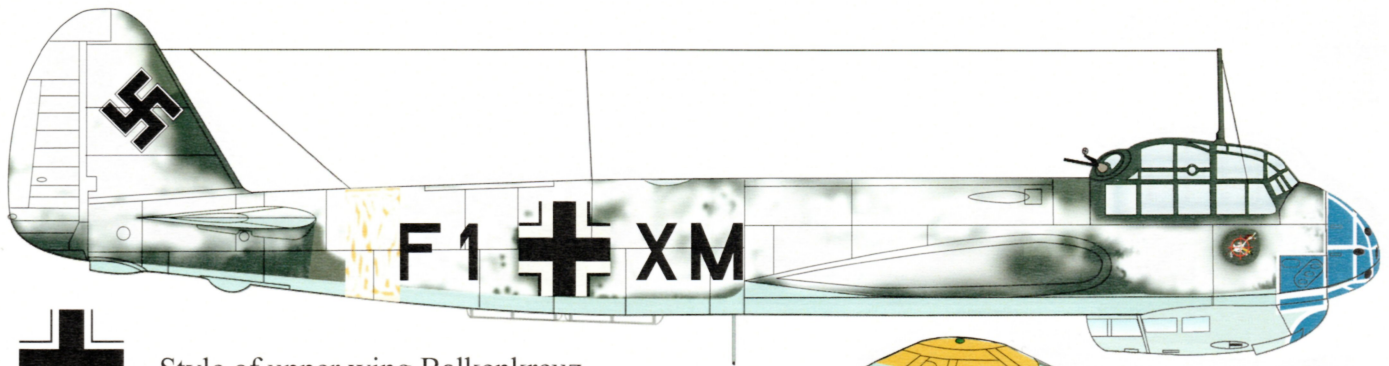
toned down RLM 74 wrap?



Style of upper wing Balkenkreuz

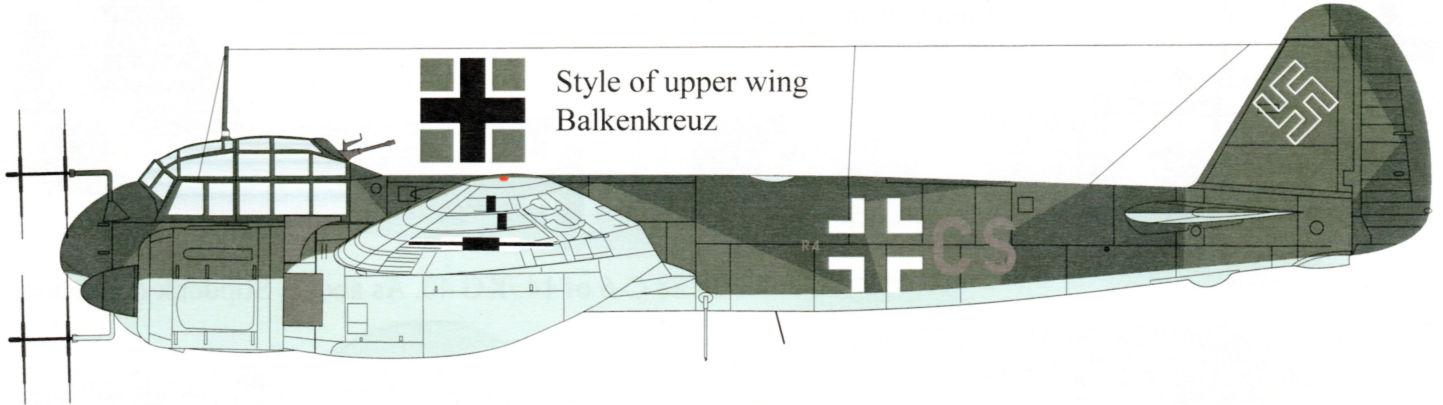
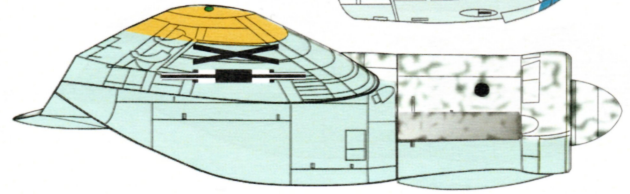


Ju 88 C-6 of 15./KG 40 in overall RLM 76. Bloody Biscay p.115, 143



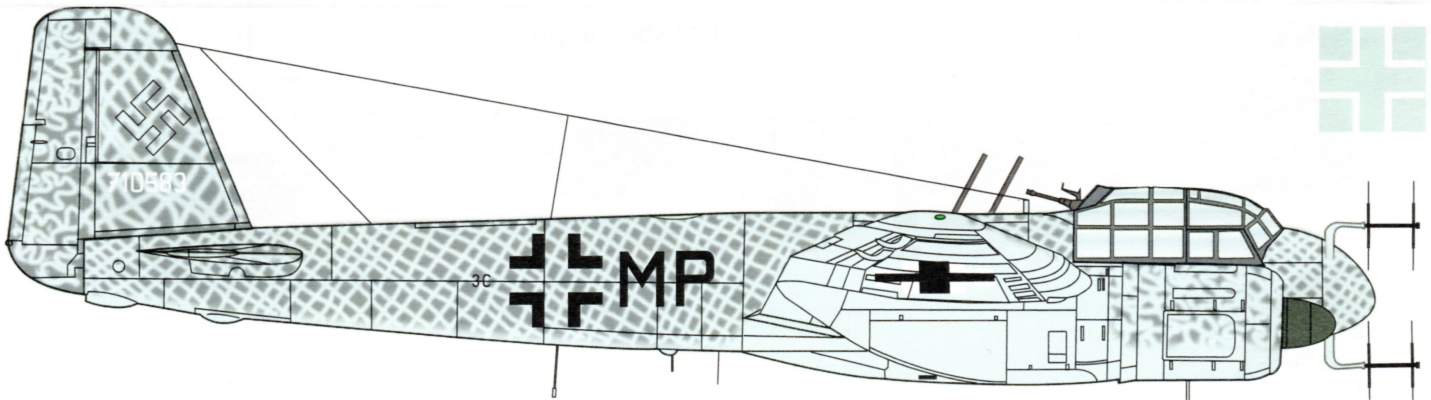
Style of upper wing Balkenkreuz

Well known Ju 88 C-6 with fake bomber style nose on this 4./KG 76 machine in the winter of 1942/43 on the Eastern Front. Squadron Signal Ju 88 part 2 p.15




Style of upper wing Balkenkreuz

Photos of Ju 88 R-2s are hard to come by so even though the photo is poor quality it is represented here. RLM 75 codes on RLM 70/71 factory finish is not unique to this aircraft but again you do not see it that often. R-2 is of 8./NJG 2. Stipdonk/Meyer - Zerstörer- und Nachtjagd Verbände Vol. 2 p.116



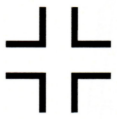
This G-1 of 6./NJG 4 was found damaged in a hanger at Wunstorf airbase by 6th Airbourne. Note it has many Ju 88 G-6 features including fuselage insignia, upward firing cannon and upper wing camouflage pattern. IWM photos



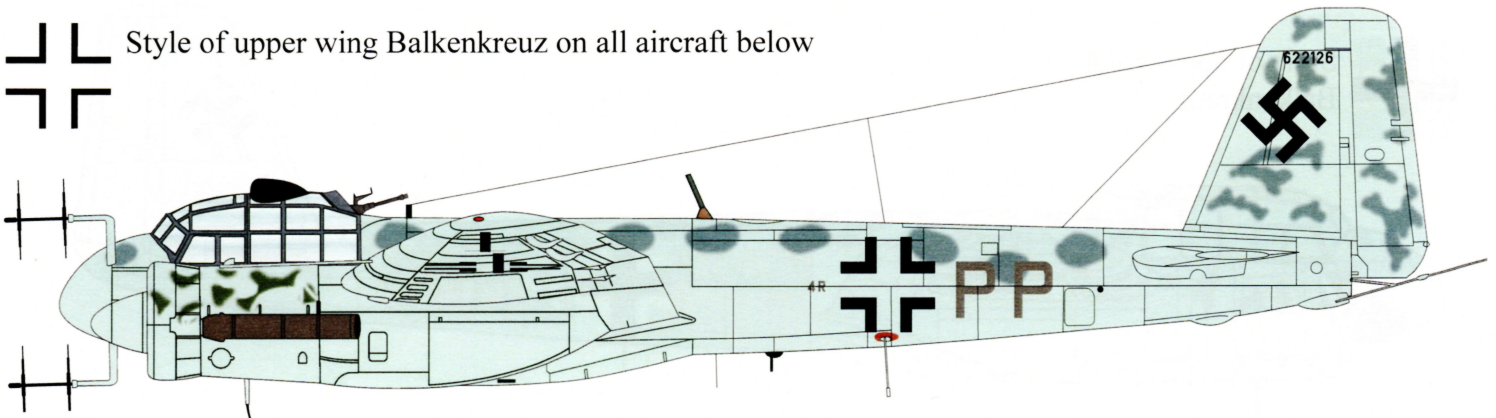
Style of upper wing Balkenkreuz



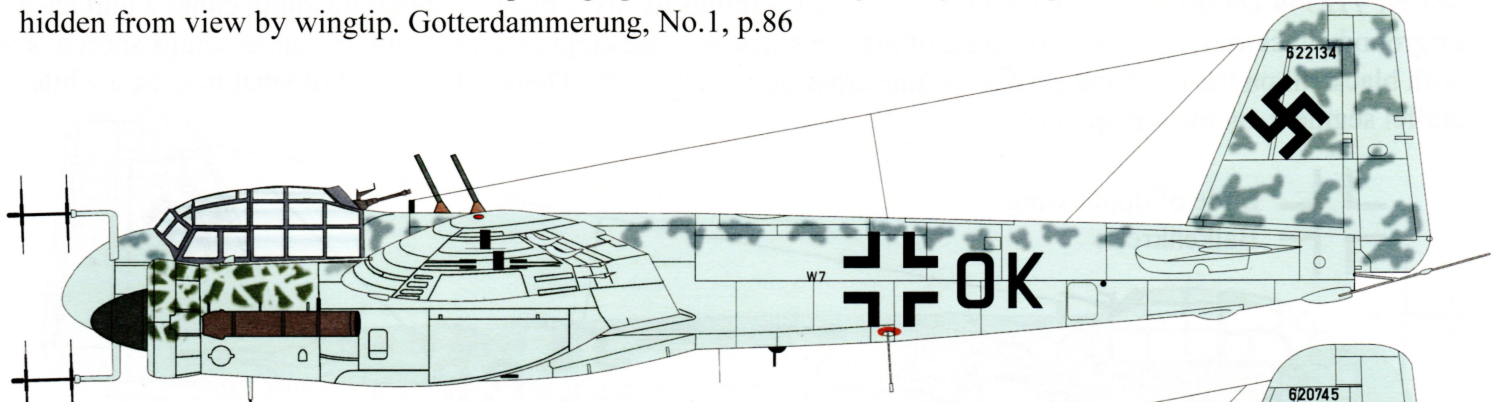
Ju 88 G-1 9W+AL of 3./NJG 101 equipped with FuG 227 and SN2 220 configured as per G-6 standard. Note the covering of RLM 81 'Arabesken' on Wk.N. 714891. David Brown collection.




Style of upper wing Balkenkreuz on all aircraft below



Ju 88 G-6 Wk.N. 622126 of 6./NJG 2 photographed after extremely heavy landing. Naxos and FuG 220 or 240 hidden from view by wingtip. Gotterdammerung, No.1, p.86




G-6 Wk.N.622134 of 2./NJG 100, Eastern Front 1945. Stipdonk collection.



G-6 Wk.N. 620745 flown by IV./NJG 3 commander Major Berthold Ney, Jever, February 1945. Stipdonk/Meyer - Zerstörer- und Nachtjagd Verbände Vol. 2 p.176-179



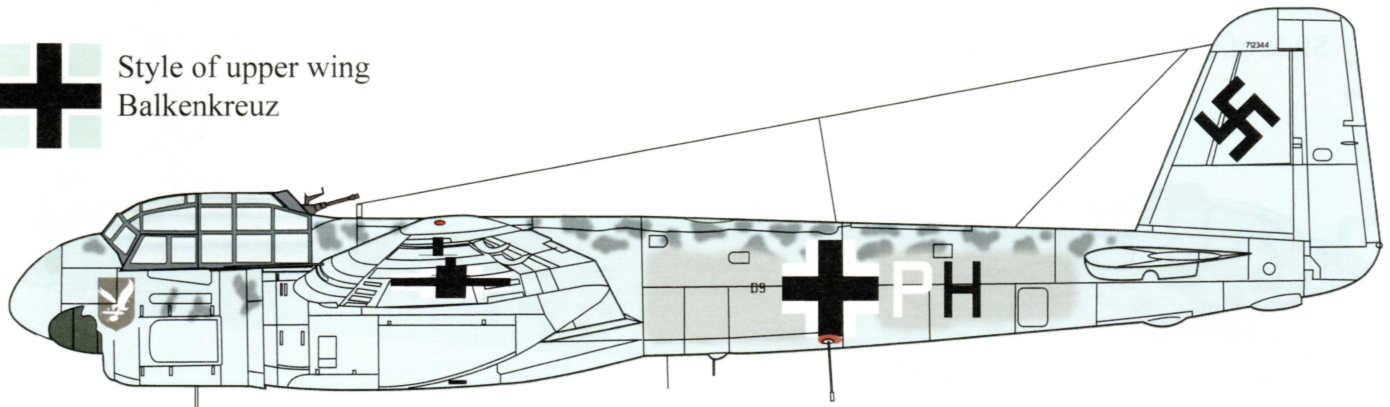
G-6 Wk.N. 621234 flown by 11./NJG 3 commander Oblt. Josef Forster, Jever, February 1945. Stipdonk/Meyer - Zerstörer- und Nachtjagd Verbände Vol. 2 p.181



The much photographed G-6 Wk.N. 622796 apparently used by KG 2 for bombing missions at the end of the war. Note aircraft once had revised FuG 220 rear warning dipoles mounted on the vertical stabilizer. Kagero 15, Ju 88 vol. III, p.78



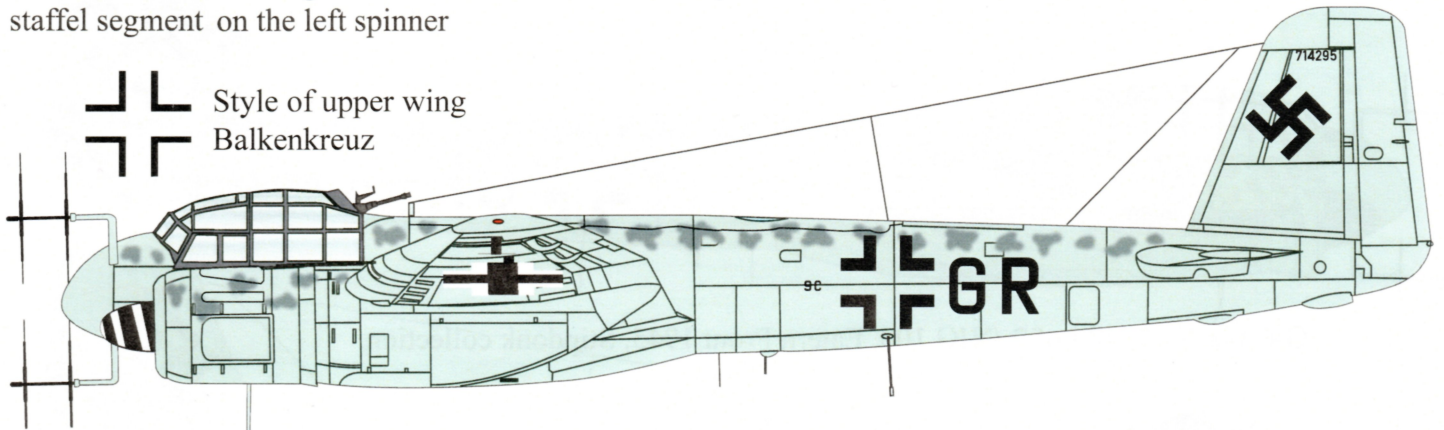
Style of upper wing
Balkenkreuz



Wk Nr 712344 D9+PH of 1./NJG 7, Grove. Aircraft is minus its SN-2 radar - perhaps denoting either a unit hack or ground attack role. Extensive deleting of previous fuselage markings is evident and the upper wings sport a cross with black fill on the right and a black outline cross only on the left! There is just a hint of what may be a white staffel segment on the left spinner

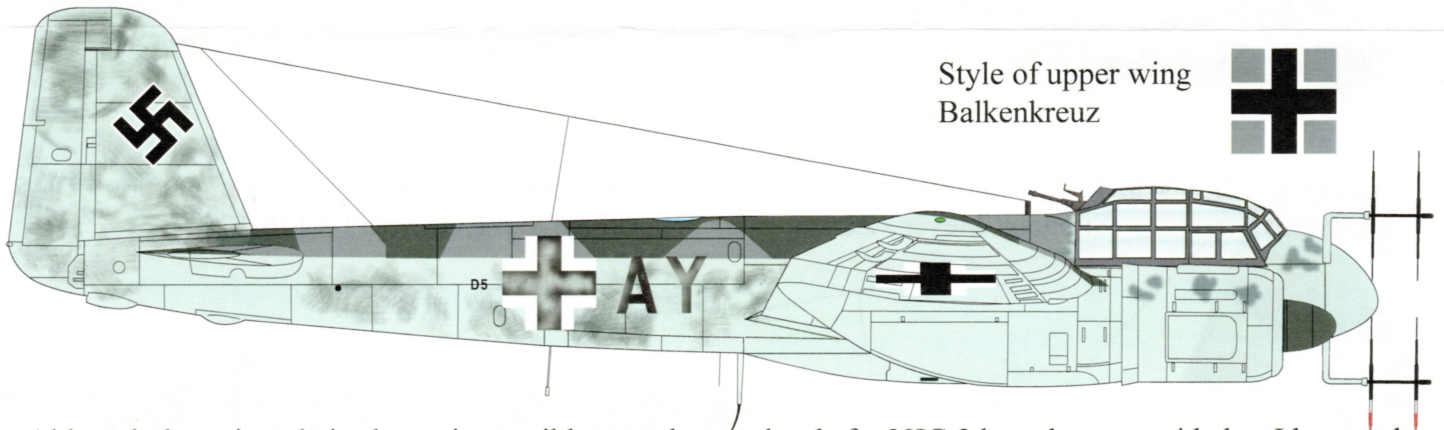


Style of upper wing
Balkenkreuz



Ju 88 G-1 Wk.N. 714295 of 7./NJG 4 seen in sorry state after fire in front tank broke its back. Stipdonk collection

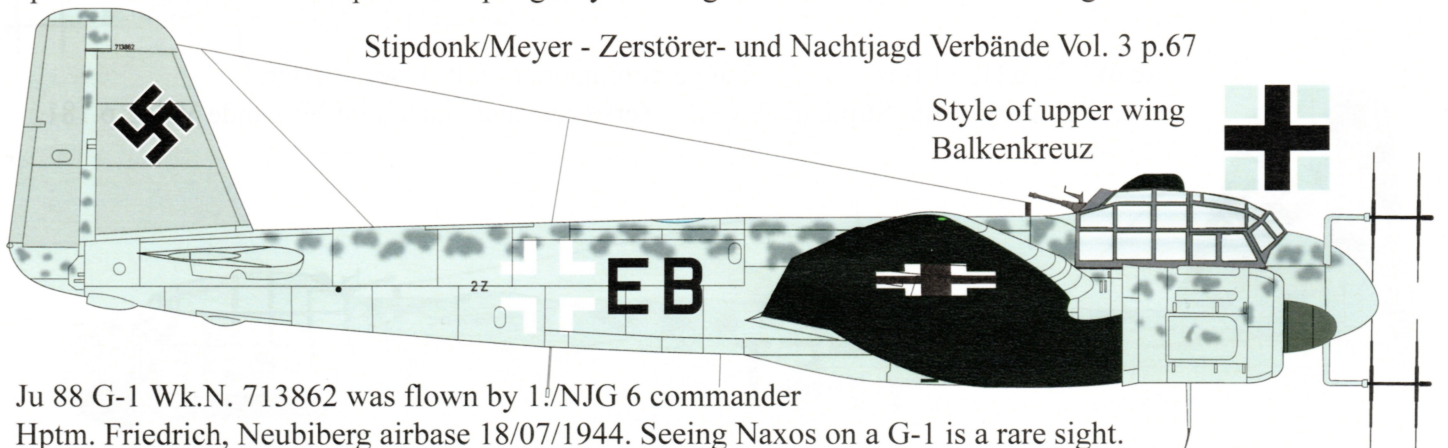
Style of upper wing
Balkenkreuz



Although the unit code is almost impossible to make out decals for NJG 3 have been provided as I have only ever seen one other G-1 with an upper RLM 74/75 splinter pattern and that was D5+BH. Note the unique position of the FuG 16 dipole and sponge style toning down of the RLM 76 fuselage and tail areas.

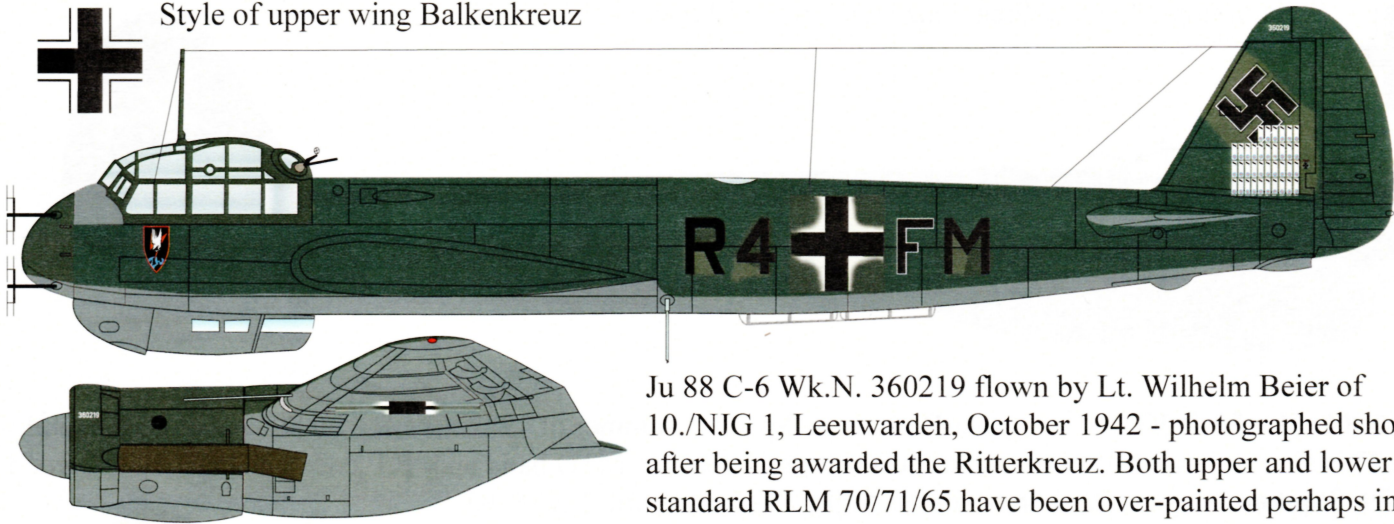
Stipdonk/Meyer - Zerstörer- und Nachtjagd Verbände Vol. 3 p.67

Style of upper wing
Balkenkreuz



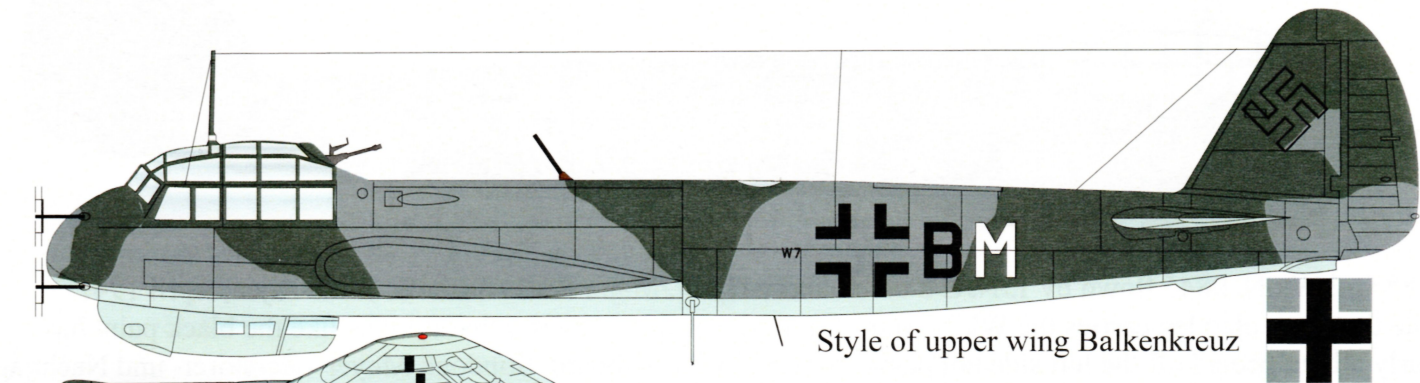
Ju 88 G-1 Wk.N. 713862 was flown by 1./NJG 6 commander Hptm. Friedrich, Neubiberg airbase 18/07/1944. Seeing Naxos on a G-1 is a rare sight. Note also that the tail has had some repair work and the fuselage maybe also given the uncommon use of white outline style Balkenkreuz which may have been repainted. Stipdonk/Meyer - Zerstörer- und Nachtjagd Verbände Vol. 3 p.78-84

Style of upper wing Balkenkreuz



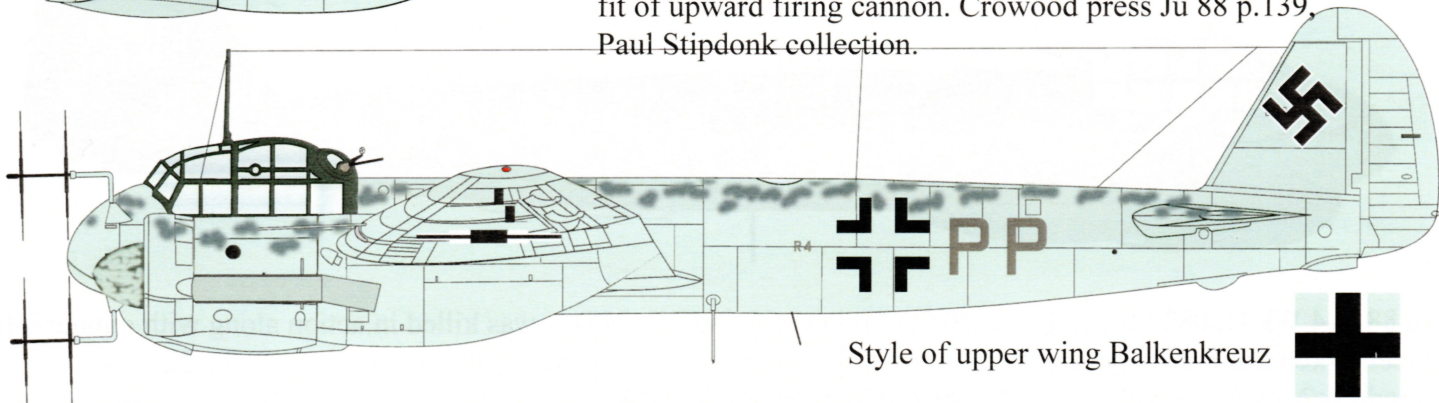
Ju 88 C-6 Wk.N. 360219 flown by Lt. Wilhelm Beier of 10./NJG 1, Leeuwarden, October 1942 - photographed shortly after being awarded the Ritterkreuz. Both upper and lower standard RLM 70/71/65 have been over-painted perhaps in something like 75 lower and 74 upper. It is hard to tell or speculate at a time when much experimentation was happening

Luftwaffe Colours, Nachjager vol 1 p.79
Osprey Aces No.20, p.28



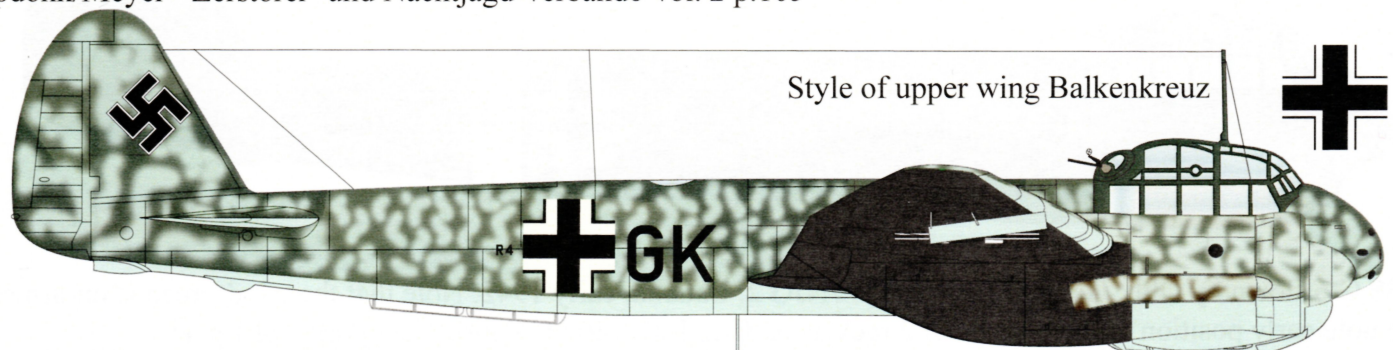
Style of upper wing Balkenkreuz

A FuG 202 equipped Ju 88 C-6 of 4./NJG 100 of the Eastern Front. Note the non-standard RLM 74/75 upper camouflage and retro fit of upward firing cannon. Crowood press Ju 88 p.139, Paul Stipdonk collection.



Style of upper wing Balkenkreuz

This Ju 88 C-6 of 6./NJG 2 at Kassel Rothwesten airbase has the latest FuG 220 and what would become the standard night fighter camouflage pattern but it still carries a mixture of old and new national insignia specifications Stipdonk/Meyer - Zerstörer- und Nachtjagd Verbände Vol. 2 p.105




Style of upper wing Balkenkreuz

This Ju 88 C-6 of 2./NJG 2 was evidently being used for daylight rocket attacks in the winter of 1944. Note the black lower right wing used to warn German AA gunners. This C-6 has a A-1 style gondola crew entry bola fitted most likely for better viability during the day - also seen on Hptm. Prinz Heinrich zu Sayn-Wittgenstein's C9+DE. Photos - www.




Style of upper wing Balkenkreuz on all aircraft below



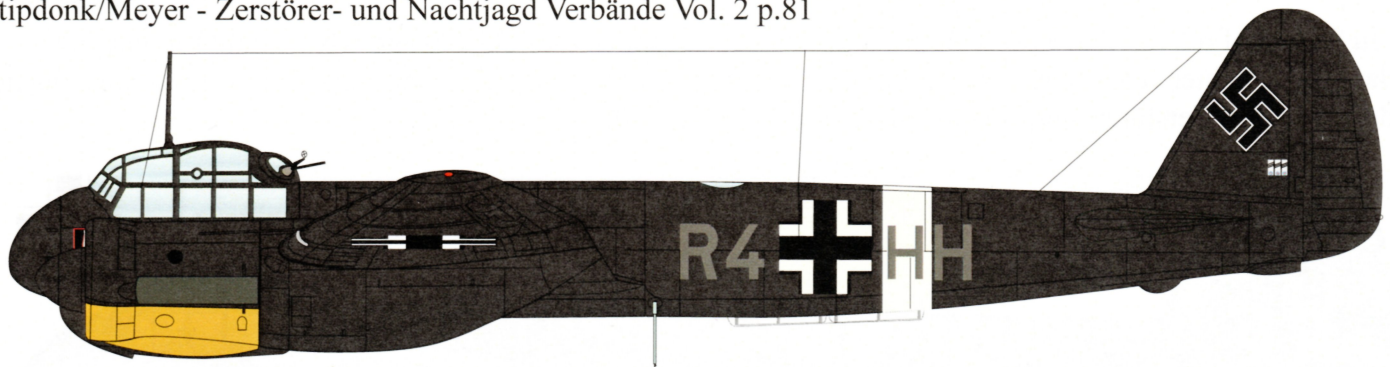
Ju 88 C-2 R4+FL of 3./NJG 2 at Benghasi-Berk in the Spring / Summer of 1942. Crewed by S.Bichler, Basner and Wolcke. This aircraft latter had its Swastika, fuselage Balkenkreuz, MTO band and 'R4' code blacked out. Crowood Ju 88 p.89, Stipdonk/Meyer - Zerstörer- und Nachtjagd Verbände Vol. 2 p.75, 82



Ju 88 C-2 Wk.N. 0845 flown by 1./NJG 2 commander Hptm./Major Karl Hülshoff, Gilze-Rijen, April 1941. Note that each oleo leg carries the Wk.N. and 'AB' designation. Also note that it looks like the black paint has nearly all but peeled off the left side tail plane from mid-way outboard. Stipdonk/Meyer - Zerstörer- und Nachtjagd Verbände Vol. 2 p.49, 51



Ju 88 C-4 Wk.N. 082? flown by Lt. Heinz Völker of 3./NJG 2. Völker was killed in action along with gunner Uff. Indenbirken and radio operator Fw. Andreas Würstl when they collided with a Wellington on the 22.07.41. Stipdonk/Meyer - Zerstörer- und Nachtjagd Verbände Vol. 2 p.81



Ju 88 C-6 flown by Oblt. Gerhard Böhme of 1./NJG 2, Catania, early 1942. Note that the windscreen is un-armoured, also note early position of covered FuBI 2 rack as on C-2. Luftwaffe Colours, Nachjager vol 1 p 41



C-2  R4 FLR4 FL AB AB

C-4 BL BL  R4 HHR4 HH

C-6 BMBM ^{W7} F 8 A X F 8 A X AV

C-6 PPPP ^{R4} DYX O O O Y X ^{F8} MZMZ M

C-6 F 1 X M F 1 X M ^{F8} MZMZ M

C-6 R4 FM R4 FM  M

C-6 GK GK ^{R4} CS CS ^{R4} AYAY ^{D5} AIMS *Decals*

G-1 ^{9W} ALAL 714891 ^{3C} FKFK 714295 ^{9C} GRGR 714295 ^{9C}

G-1 PHPH  MP MP 710583 710583 3C

G-1 EBEB ⁷¹⁰⁸⁶² 2Z ⁷¹⁰⁸⁶² 2Z ^{G-6} VAF ⁶²⁰⁷⁴⁵ D5 ⁶²⁰⁷⁴⁵ D5 ⁶²⁰⁷⁴⁵ A XX

G-6 PPPP ^{4R} 622126 ^{4R} 622126 OKOK ⁶²²¹³⁴ W7 ⁶²²¹³⁴ W7

G-6 AVAV ^{D5} 621234 ^{D5} 621234 ^A 621234 ETET ^{U5} 622796 ^{U5} 622796

