

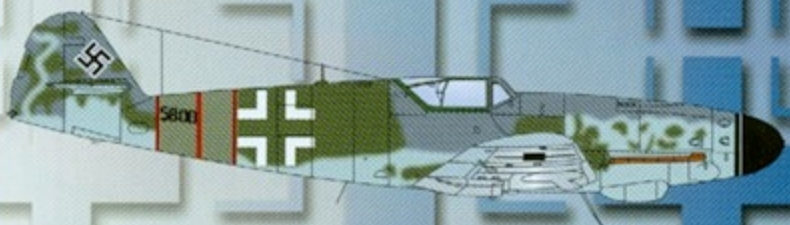
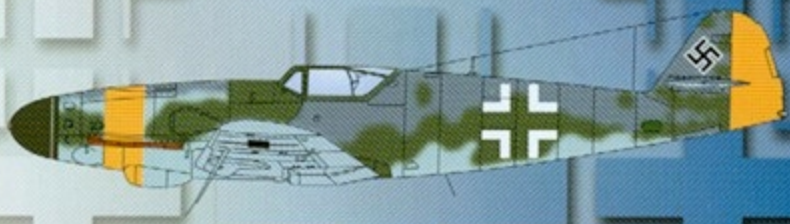
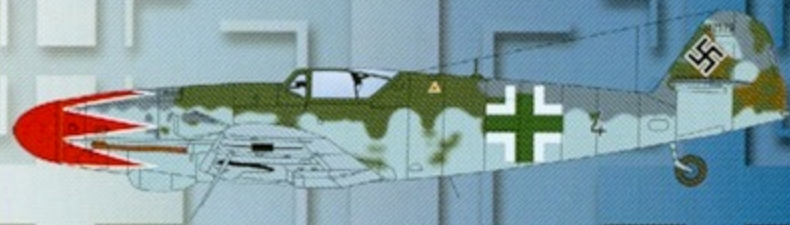
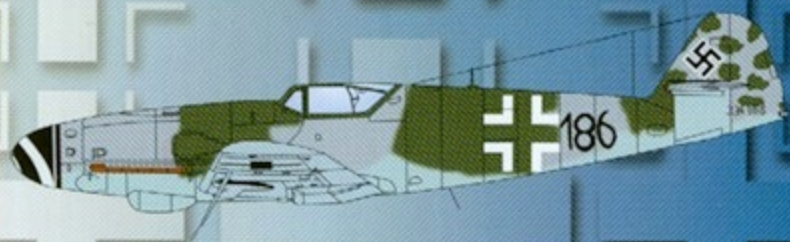


Too Little, too Late...

Bf109K-4 part 1

48062

Too Little, too Late...



Suggested Kit: Any Bf109K-4 kit available.

A/C Type Bf-109K/4, W.Nr. 334186.

Locale & Date Melnik, March, 1945.

Camouflage & Markings B/W photo suggests a camouflage pattern of RLM 83/75/76, the RLM 75 being perhaps a little lighter than usual. Production line # 186 was sprayed on both sides and W.N. is assumed to be 334 series. Black spinner and White spiral. RLM 83 hard-edged splotches on fin and rudder.

A/C Type Bf-109K/4, W.Nr. 332529.

Locale & Date Germany 1945.

Unit Jg./ 52.

Camouflage & Markings Very unusual A/C with Red tulips on the nose. Standard RLM 83/75/76 camouflage with fin/ rudder showing a complex pattern of 81/83/75/76. Wing leading edge showed some 76 overflowing over the upper section. A striking A/C!

A/C Type Bf-109K/4, W.Nr. unknown.

Unit 9./JG 3.

Camouflage & Markings RLM 81/83/76 combination with Black spinner/ White spiral combination. Section under stabilizer seems to be painted in the elusive Gray/Green color. Hard-edged RLM 83 splotches on fin/rudder. Notice paint touch-ups right above the supercharger intake and behind #12. Fuselage band was a non-specified single Dk. color, probably some shade of Dk. Green.

A/C Type Bf-109K/4.

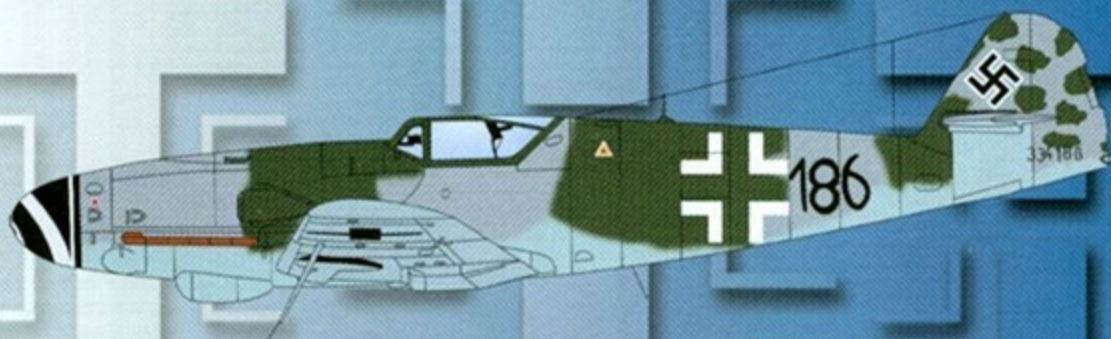
Unit Jg./ 52.

Camouflage & Markings Camouflaged in RLM 83/75/76 with Black or RLM 70 spinner and Yellow nose band/rudder, this machine could have been part of Luftflotte' 4. Notice the horizontal pattern on this machine and the hard-edged mottling on the fin.

A/C Type Bf-109K/4.

Locale & Date Munich, 1945.

Camouflage & Markings References describe this A/C as being an A/C built from several sub-versions or sub-assemblies. Notice camouflage on cowlings does not match the fuselage. Fuselage sections 6 and 7 are in possibly RLM 02 with a reddish kind of putty. Notice undersurfaces and canopy frames are in different colors. Wing bottoms are natural metal with the exception of wing tips, ailerons, outboard flap sections, and wheel covers. Black spinner.



Modeller must paint both sections RLM 02