



# Third Group™



48-034

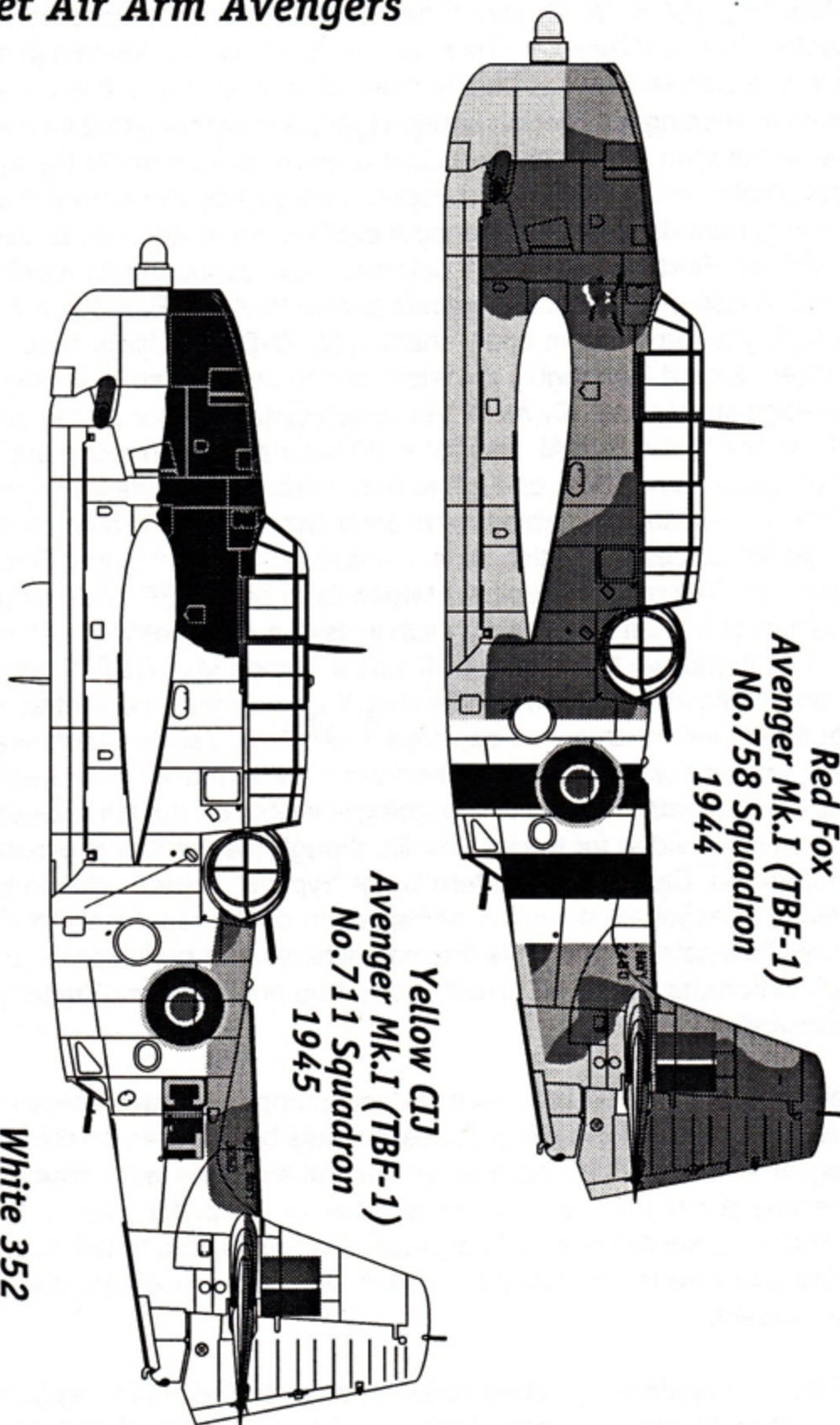
PO BOX 98865 • TACOMA WA 98498-0865 • USA

Tel: (253) 475-9505 ~ Fax: (253) 475-1597 ~ Email: tgdecals@aol.com


A THREE GEESE PUBLISHING COMPANY

1:48  
scale

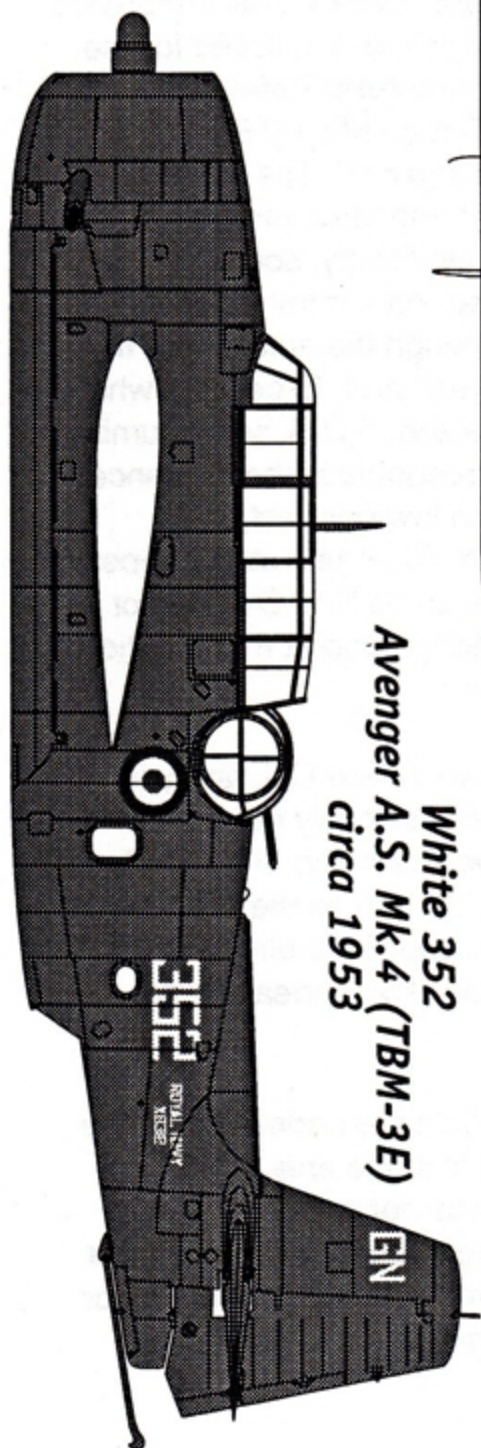
## Fleet Air Arm Avengers



Red Fox  
Avenger Mk.I (TBF-1)  
No. 758 Squadron  
1944



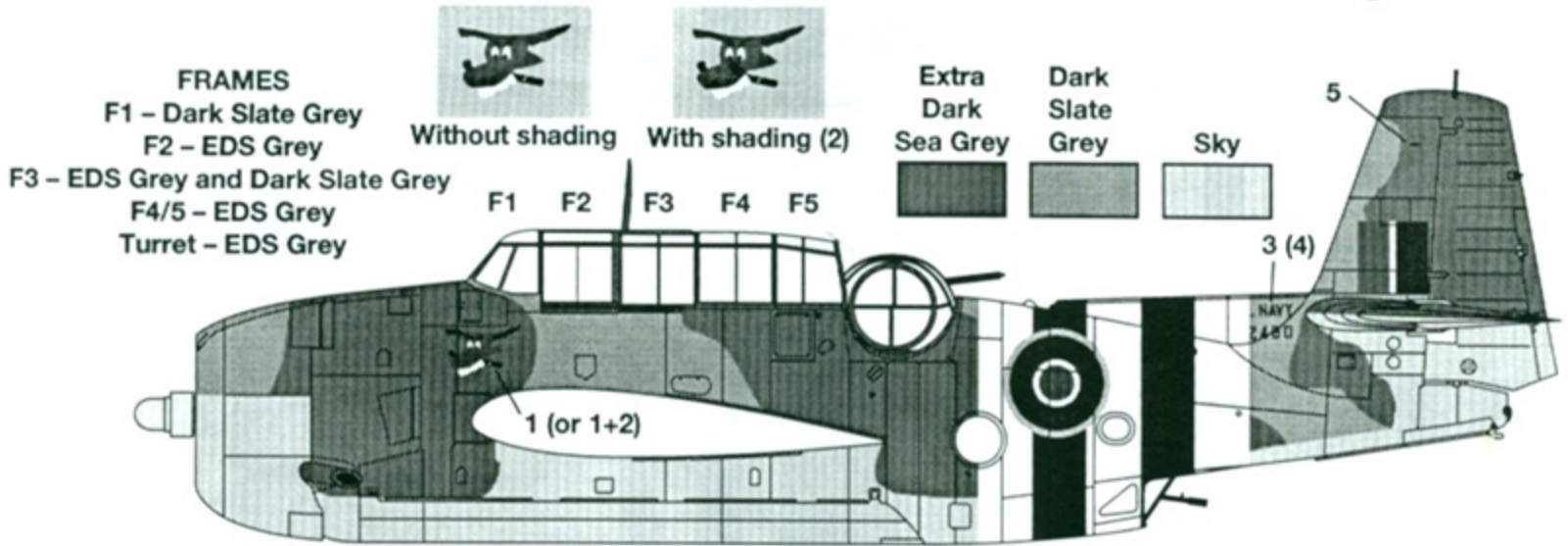
Yellow CIJ  
Avenger Mk.I (TBF-1)  
No. 711 Squadron  
1945



White 352  
Avenger A.S. Mk.4 (TBM-3E)  
circa 1953

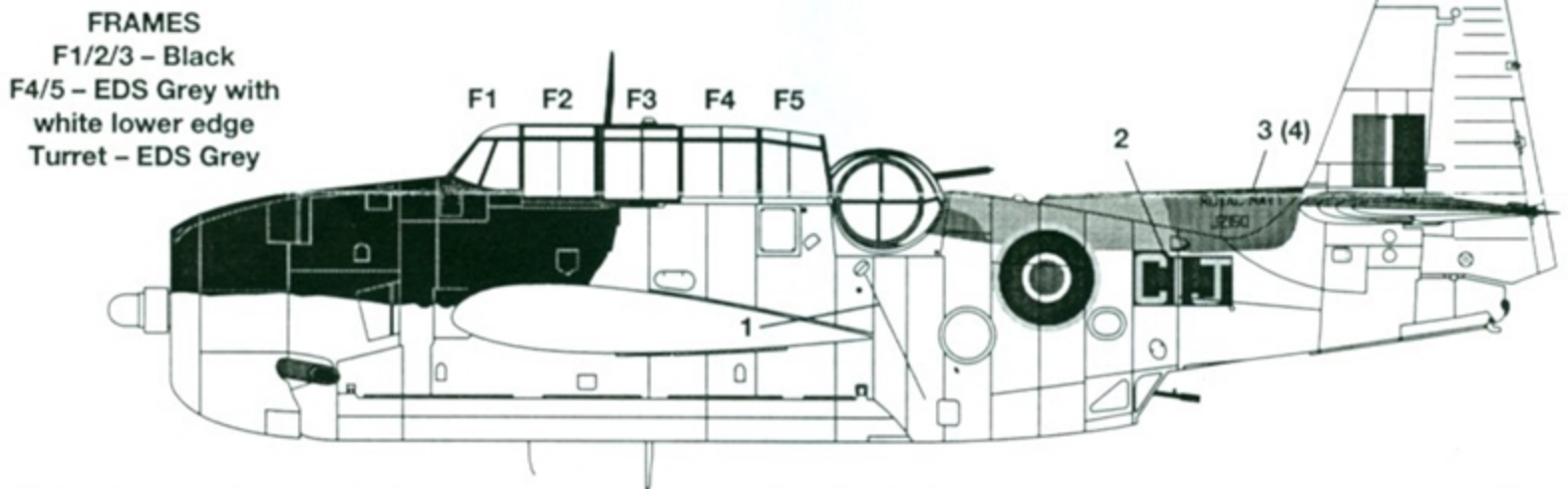


# Third Group™ – 48-034 – Fleet Air Arm – TBF-1/TBM-3 Avengers



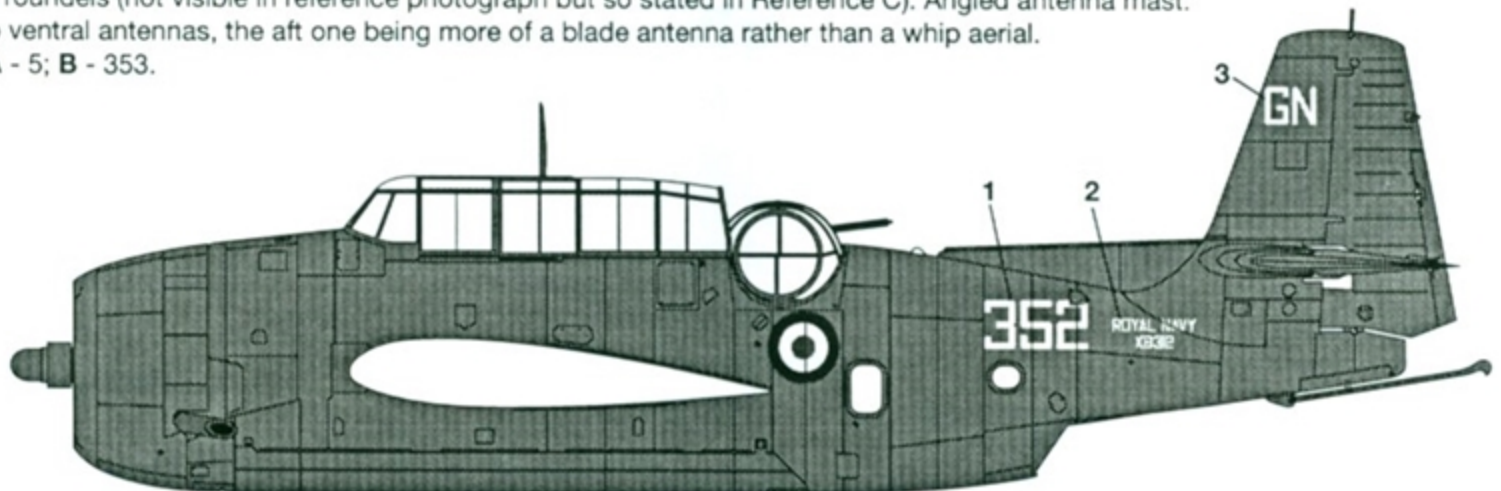
**Red Fox:** Avenger Mk.I, JZ490, flown by CO D.G. Stevenson, No.758 Squadron "Pool Flight" HMS Merlin (shore-based) at RNAS Donibristle, England during mid-1944, in Extra Dark Sea Grey and Dark Slate Grey over Sky with natural metal propeller hub, full-blown D-Day invasion stripes, and false wing gun ports. Type B roundels on top of the wings but no roundels on the bottom. Angled antenna mast. Optional shading (2) is provided should you desire to apply it. The British renamed the Tarpon to Avenger during January 1944. Reference: **A** - 4; **B** - 352.

For scale profiles, enlarge by 150%



**Yellow CIJ:** Avenger Mk.I (TBF-1), JZ150, No.711 Squadron, based at RNAS Crail, England during 1945. Atlantic scheme of Extra Dark Sea Grey and Dark Slate Grey over white. White propeller hub. Black applied to the nose, upper wings, pitot tube mount, windscreen, pilot's canopy and antenna mast as part of the special scheme for night-time anti-U-Boat and minelaying operations. No underwing roundels. Upper wing Type C roundels (not visible in reference photograph but so stated in Reference C). Angled antenna mast.

Note the two ventral antennas, the aft one being more of a blade antenna rather than a whip aerial. Reference: **A** - 5; **B** - 353.



**White 352:** Avenger A.S. Mk.4 (TBM-3E), XB312, in overall Sea Blue, including propeller hub, landing gear struts and wheels. Vertical antenna mast. Aircraft carried a Sea Blue AN/APS-4 radar pod under the right wing. Note the faired ventral gun position, external tailhook, and U.S. style fuselage forward observation window. Underwing codes are not readily visible in the reference photograph, though we presume they were applied. Reference: **C** - 82.