


AeroMasterTM




PRODUCTS

Too Little, Too Late

Part I Fw 190D-9's



Suggested Kit: Tamiya 1/48 scale Fw 190D-9




A Selbst bei richtiger Pulverdosierung oder
Fliegerhelm-Lage verschieben
Anklebung 021 10

Nur Aufkleben
Nur Aufkleben
Nur Aufkleben

I Selbst bei richtiger Pulverdosierung oder
Fliegerhelm-Lage verschieben
Anklebung 021 10

Achtung!
Kraftstoffbehälter
Achtung!
Kraftstoffbehälter

Fahrerbeschriftung



K +



L Keine Bombe!



S Keine Bombe!



T



F

Nur hier betreten
Nur hier betreten

H

N

O P P P Q R

S

V

W

X






Y

Z

AA


AB

AC





211194
211194

D



17



Printed in Italy

Copyright © 08/2003

PRINTED BY CARTOGRAF. SINCE IN ITALY

A Selbst bei richtiger Pulverdosierung oder
Fliegerhelm-Lage verschieben
Anklebung 021 10


I Selbst bei richtiger Pulverdosierung oder
Fliegerhelm-Lage verschieben
Anklebung 021 10

H

N

Achtung!
Kraftstoffbehälter
Achtung!
Kraftstoffbehälter

Fahrerbeschriftung



K +



L Keine Bombe!



S Keine Bombe!



T



F

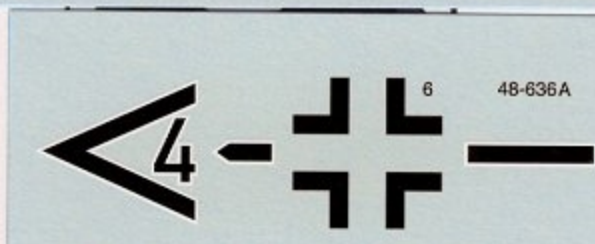
Nur hier betreten
Nur hier betreten

Nur hier betreten
Nur hier betreten

Nur hier betreten
Nur hier betreten

Nur hier betreten
Nur hier betreten

Nur hier betreten
Nur hier betreten



6

48-636A

AeroMaster PRODUCTS

12982 SW 132nd Ave • Miami, Florida 33186 • USA •
Tel. (786) 293-6859 • Fax (786) 293-9286

Too Little, Too Late

Part I Fw 190D-9's

Fw-190D-9 of ILJG301, Straubing, Bavaria, Spring, 1945. RLM 83 Dunkelgrün and RLM 75 Grauviolet over RLM 76 Lichtblau with very light fuselage, and moderate fin-and-rudder mottling. Black spinner with white spiral. Reference 5, page 4 shows the style of the #5 on Blue 15. W/Nr. unknown. A fictitious number has been provided in case you want to use it. Your choice.



Focke-Wulf Fw-190D-9 of ILJG6, Fürth, Germany, Spring, 1945, with unusual rank and tactical markings. RLM 83 Dunkelgrün and RLM 75 Grauviolet over RLM 76 Lichtblau with a sparse mottling of RLM 83 Dunkelgrün on the fin and rudder. Black spinner. Fuselage extension was Natural Metal, heavily splotted with a Dark Gray, or perhaps there was a Reich Defense band, overpainted with a dark color. Ref. 6, back cover.



Focke-Wulf Fw-190D-9 of ILJG26 abandoned at Celle, Spring, 1945. This aircraft appears to wear an unusual scheme of RLM 83 Dunkelgrün and RLM 81 Brunviolett (not RLM 75) over RLM 76 Lichtblau. Black spinner with white spiral. Notice splottches on L.G. covers, possibly RLM 83. Ref. 5 page 2, Ref. 1 page 77, back cover.



Copyright © 08/2003

NOTE:

Two full sets of stencils for the Fw-190 A/F/D are provided. Looking at pictures of these late war A/C, they do not seem to have all stencils applied. We are supplying you two sets in the hope that you find them useful perhaps when completing a future BMW powered bird. Happy Modelling.

