

7132

TSR2

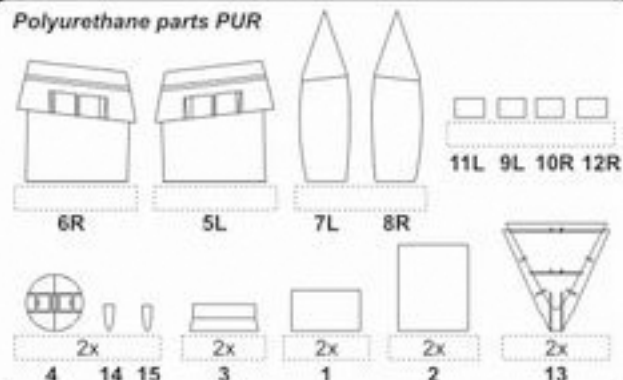
1/72

exterior set for Airfix kit

Navštivte naše stránky / Visit our official website

www.cmkkits.com

## Polyurethane parts PUR



Díly ohnuté popř. pokroucené vlivem teplotních změn a stárnutí materiálu, mohou být narovnané do požadovaného tvaru pomocí proudu teplé vody nebo vzduchu (fén na vlasy). Různé drátky a tyčinky nejsou přiloženy. K lepení použijte kyanoakrylátové lepidlo. Kontaktní plochy doporučujeme před lepením odmastit.

Parts slightly distorted and bended owing to temperature changes or due to material ageing can be straightened to requested shape by hot water or hot air jet. (hair dryer). Wires and rods not included. This process can be repeated till result is entirely satisfactory. For best results gluing use cyanoacrylate glue. Contact areas ungrease is recommended before gluing.

## NEW ITEMS SETS 1/72

7099 OV-10D Bronco - interior set for Academy	7113 F-86F Sabre - undercarriage set for Academy
7100 OV-10D Bronco - armament set for Academy	7114 F-86F Sabre - exterior set for Academy
7101 OV-10D Bronco - undercarriage set for Academy	7123 Hawker Hunter - interior set for Revell
7106 F-117A Nighthawk - interior set for Academy	7124 Hawker Hunter - exterior set for Revell
7107 F-117A Nighthawk - armament set for Academy	7125 Hawker Hunter - undercarriage set for Revell
7112 F-86F Sabre - interior set for Academy	7102 Heinkel He 111H interior set for Hasegawa

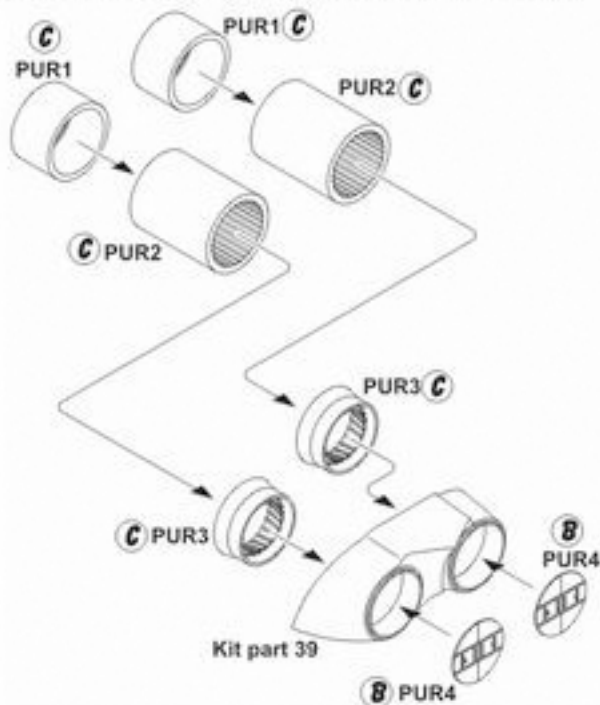
## BARVY / COLORS

(A) Bílá / White	22
(B) Červená / Red	19
(C) Dělovina / Gunmetal	53

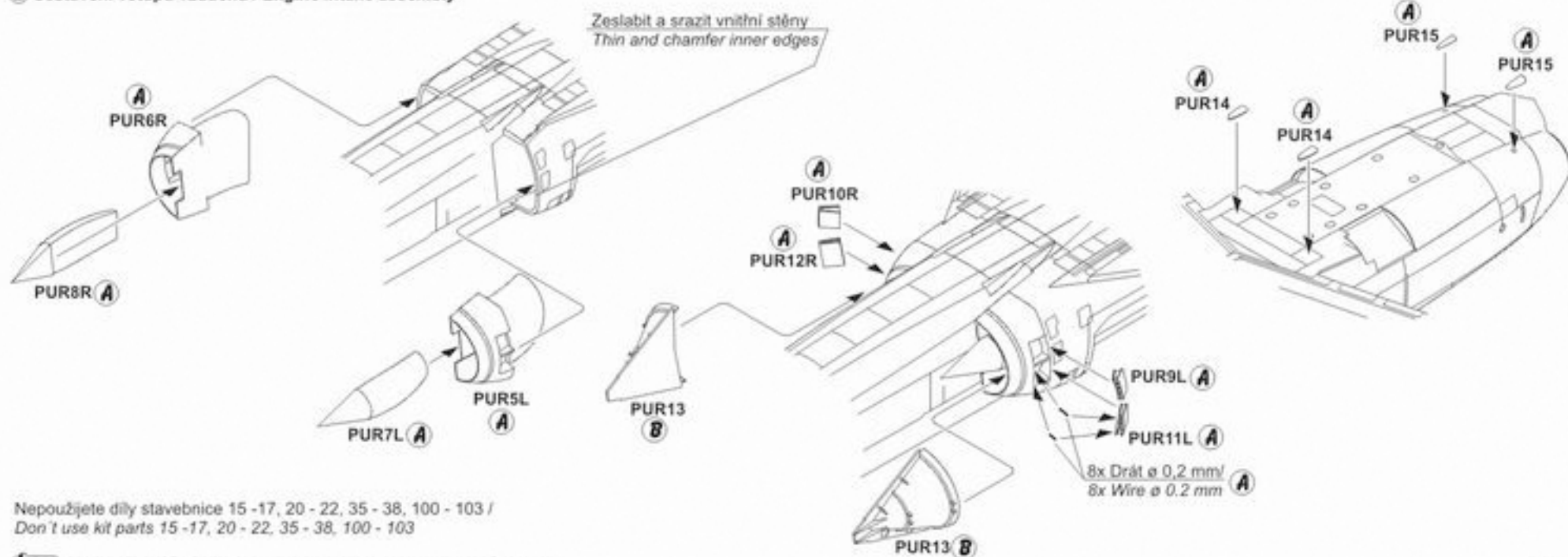
## HUMBROL

22
19
53

## ① Sestavení výstupní trysky / Engine exhaust assembly



## ② Sestavení vstupů vzduchu / Engine intake assembly



Nepoužijete díly stavebnice 15 - 17, 20 - 22, 35 - 38, 100 - 103 / Don't use kit parts 15 - 17, 20 - 22, 35 - 38, 100 - 103