

1:72 SCALE

P-40B/C "Hawk"-81



EASY ASSEMBLY AUTHENTIC KIT

-  cyanacrylate glue 强力胶
-  weight 配重
-  make hole 钻孔
-  cut / remove 切除
-  option 选择
-  no cement 不滴胶水
-  decal 贴纸
-  bend 弯曲

水贴纸的使用方法:


- 一、把相关的印花从水贴纸上剪下，放入40°C左右的温水中浸10秒。
- 二、然后将印花放在干燥的布上。
- 三、拿上印花纸版，手指蘸水将印花移动到适当的位置。
- 四、用软干布轻轻压印花直至水干，气泡消失。

The way to apply the decals

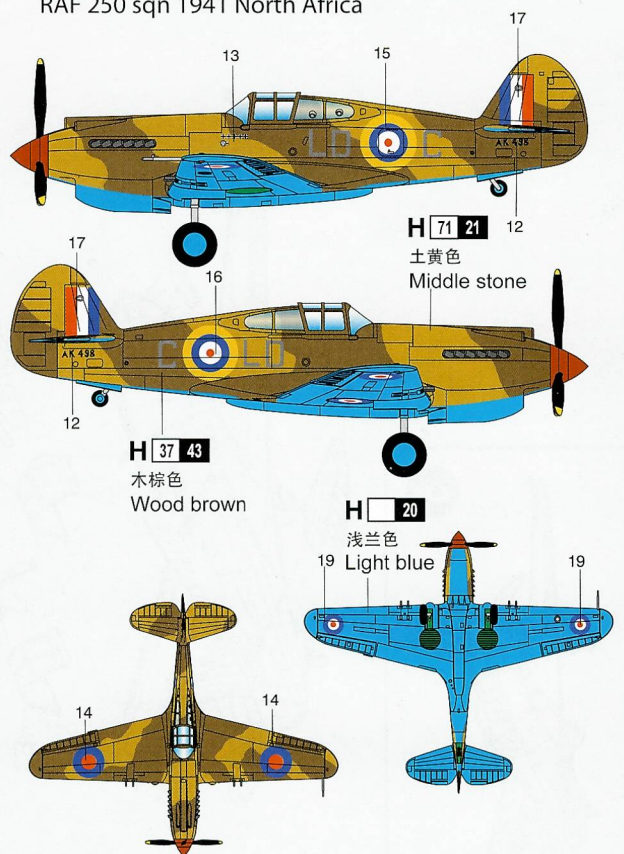
1. Cut off the decal from the decal paper and put it into the warm water 40 C for 10 seconds.
2. Take the decal from the water and put it on a piece of clean cloth.
3. Remove the decal slowly from the paper to the targeted location by a wet finger.
4. Use a piece of dry and soft cloth to press it gently on the decal until it getting dry and no bubble existing.

80209

3rd Sqn in china



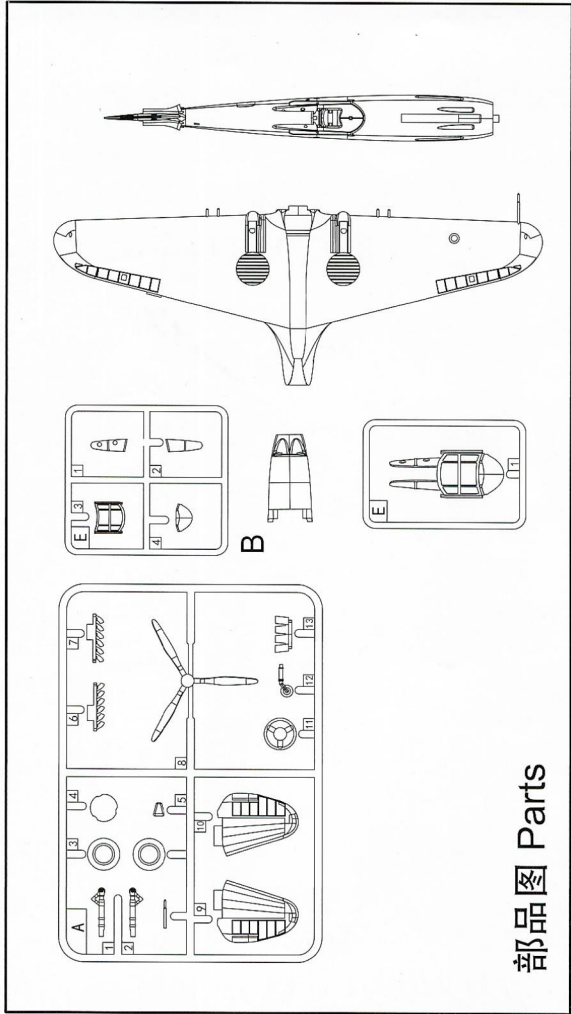
RAF 250 sqn 1941 North Africa



涂装同标贴指示
Painting & Marking guide

H X GUNZE SANGYO AQUEOUS HOBBY COLOUR X GUNZE SANGYO MR.COLOUR

※ Some paints may not be available in your country. Please check your local hobby shop for substitute



部品图 Parts

