


Exact-a-cal®
DECALS

Spanish Civil War
World War II

Series I
No. 1

FOR AIRFIX & ARTIPLAST
SAVOIA MARCHETTI S.M.79


COPYRIGHT 1968



Olive Green



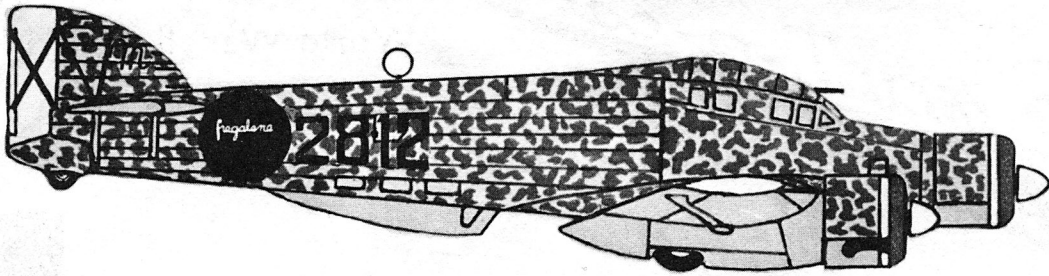
Light Sand



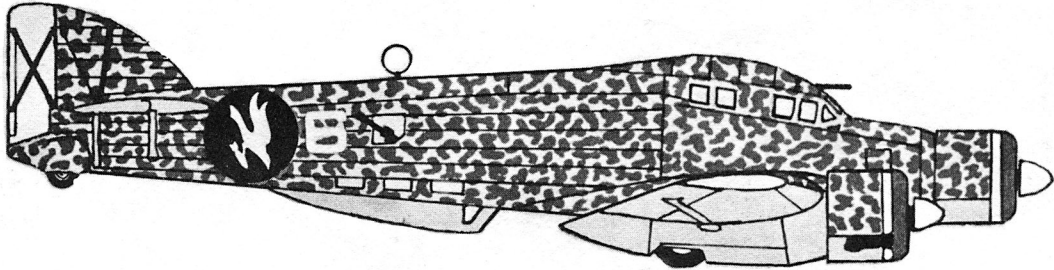
Terra cotta

Upper tri-color camouflage scheme used on S.M.79s of the Aviazione Legionaria in Spain. Front bands on cowlings are rust, next band bare metal or white. The spinners on most A/c were bare metal, but some had them painted red or green. Propellers were bare metal. Undersurfaces were light gray. Interiors were bare metal with silver dope on fabric or light gray. Wing tips were white upper and lower. Upper wing markings = the white cross of St. Andrew, lower wing = a black disc with the white cross of St. Andrew on it.


NOTE: The sand color used on S.M.79s in Spain, is different from the sand color used in W.W.II.




This A/c is from the 29th or 30th Gruppo of the 111mo Stormo (Sparvieri).



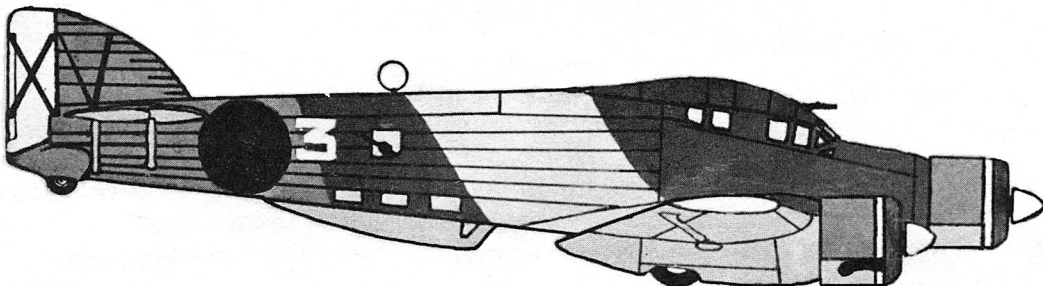
A/c of the 28th Gruppo (Falchi delle Baleari) of the 8° Stormo.



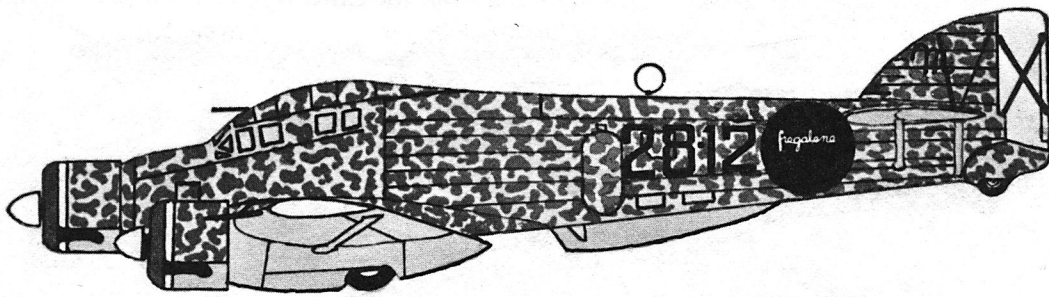
A/c of the 27th Gruppo (Falchi delle Baleari) of the 8° Stormo.



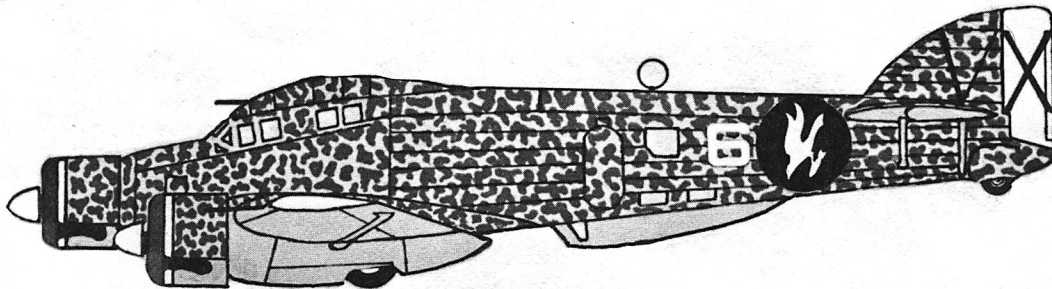
This A/c is from the 28th Gruppo (Falchi delle Baleari) 8° Stormo.



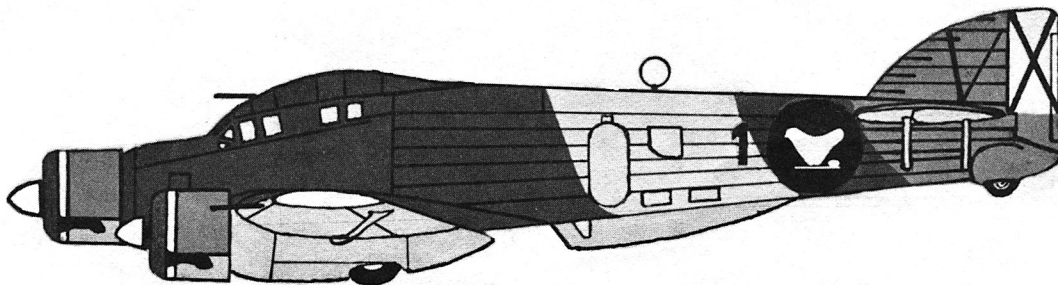
This A/c is from the 29th or 30th Gruppo of the 111mo Stormo (Sparvieri).



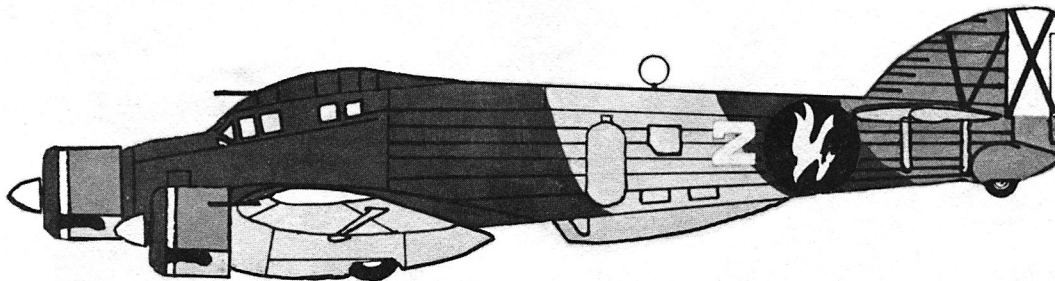
Olive green over light sand in a mottled effect.



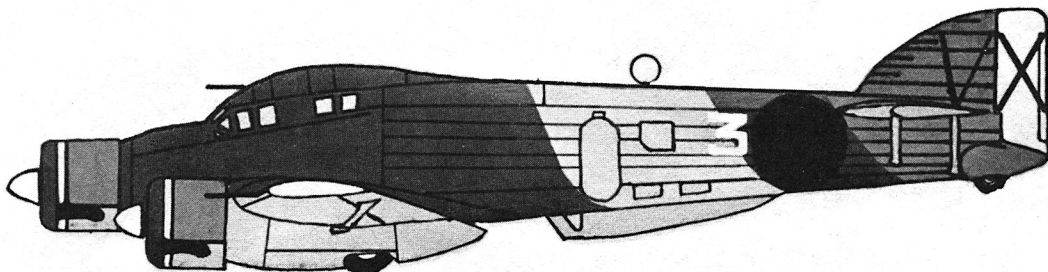
Olive green over light sand in a mottled scheme.



The color scheme is the same as the cover aircraft.

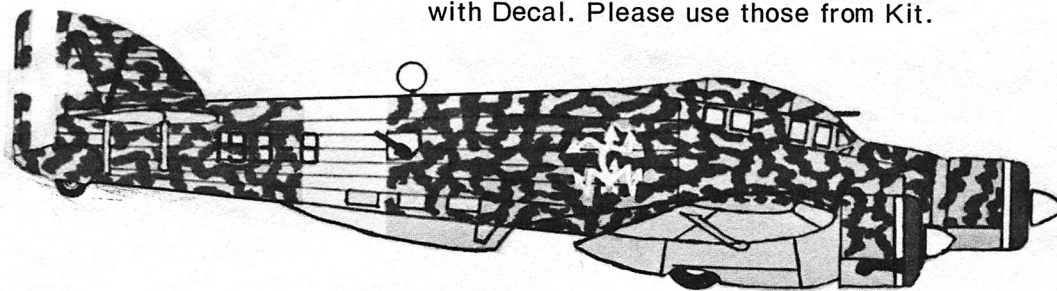


All colors are the same as those listed for cover aircraft.

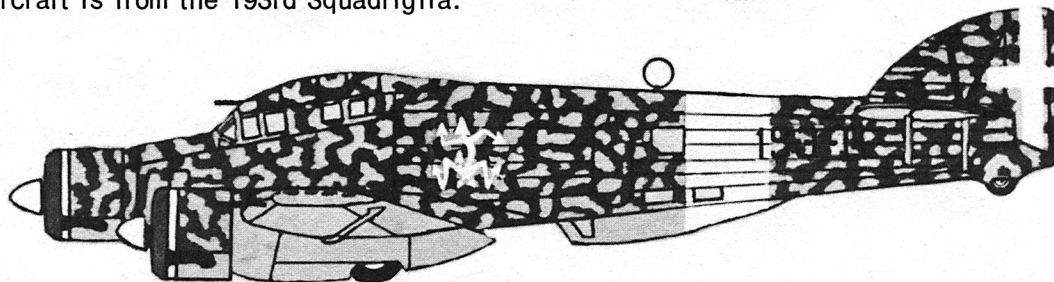


The color scheme is the same as that listed for the cover aircraft.



NOTE: Fasces. Insignia for Cowlings has not been supplied with Decal. Please use those from Kit.




This aircraft is from the 193rd Squadriglia.




The color scheme is olive green over sand w/light gray lower surfaces.
NOTE: All mottled schemes are different in style of application of paint.



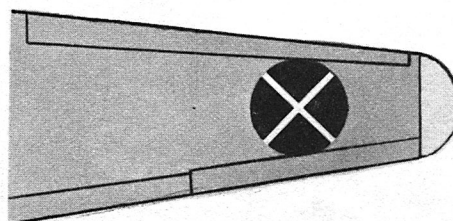
This aircraft is also from the 193rd Squadriglia.



Olive green over sand in a mottled scheme.



Positioning of wing emblems on W.W. II Italian aircraft, lower emblem in same position.




Positioning of lower wing markings on Spanish aircraft.

COLORS FOR ITALIAN SM 79s IN SPAIN & WORLD WAR II

(All paints listed below in mixes are Pactra paints)



Light Sand: M-2 White 30 parts, M-21 Mustard 4 1/2 parts,
M-11 Yellow 4 parts



Light Gray: M-2 White 19 parts, F-1 Black 3 parts, M-12
Rebel Gray 3 parts, M-18 Light Earth 1 part



Bronze: F-4 Flat red 4 parts, M-14 Bronze 5 parts, M-20
Dark Earth 2 parts



Dark Olive Green: M-7 Artillery Olive 4 parts, M-3 Navy
Blue 1 part, F-1 Black 1 part



Light Olive Green: M-7 Artillery Olive 4 parts, M-3 Navy
Blue 1 part, M-2 White 1 part



Sand: M-2 White 12 parts, M-18 Light Earth 3 parts, M-11
Yellow 2/3 parts



Terra Cotta: M-19 Terra Cotta

NOTE: We have used Humbrol's (of England) new camouflage colors as a standard for color mixes, since they are the only company with Italian colors. But due to the fact that these paints are not readily available here in the States, we used Pactra paints.

NOTES ON USE OF DECAL

Cut out part required. Dip in warm water. Slide off paper and apply to model. On lower wing markings for Spanish Civil War aircraft, the white circle must be applied first & allowed to dry before black is put down. On the numbers for the sides of the World War II SM 79s, this same process must be repeated but the black and red numbers do not go directly on the top of the white - they go to one side. See drawing below.

193-6

NOTE: If it is desired to use Solvaset or any other decal softening product - please delute 50/50.