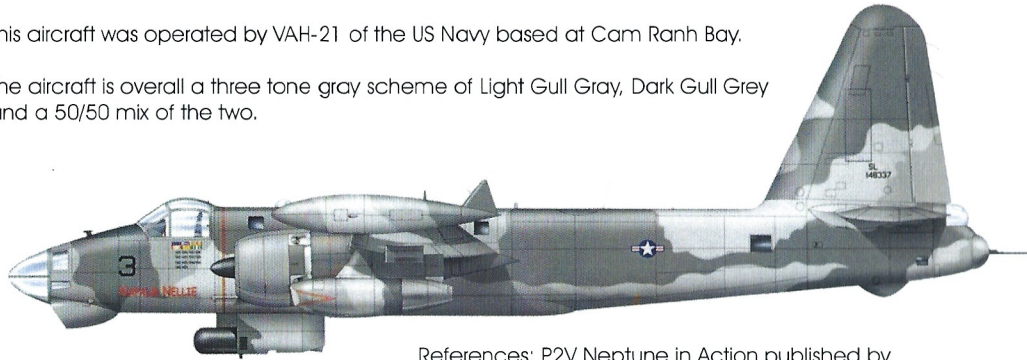


# AP-2H Neptune

This aircraft was operated by VAH-21 of the US Navy based at Cam Ranh Bay.


The aircraft is overall a three tone gray scheme of Light Gull Gray, Dark Gull Grey and a 50/50 mix of the two.



References: P2V Neptune in Action published by Squadron/Signal. Warpaint No: 51 P2V Neptune

Suggested Kit: Hasegawa with Blackbird Models conversion

# RF-101C Voodoo



This RF-101C was operated by the 45th TRS 460th TRW based at Tan Son Nhut in late 1969.

The aircraft wears standard USAF SE Asia camouflage.

References: Old Modeldecal sheet.

Suggested Kit: Valom, Hasegawa

## How to apply the decals:

Okay, you've probably built plenty of models and this is teaching you to suck eggs. But for those who haven't used aftermarket decals before here goes!

1: Apply to a glossy surface, so varnish your model first of all.

2: Carefully cut each decal out and dip in luke warm water for about 15 seconds. It may curl up then flatten out. Place it on a piece of kitchen roll to soak up excess water.

3: Apply to the model as close as you can to where the decal needs to be. If you have to move it keep the area wet and use a brush to position the decal.

4: Soak up any excess water with a cotton bud (Q tip to our friends in the US)

5: Leave to dry for 24 hours before sealing with varnish

6: Sit back when you've finished your model and admire the results.



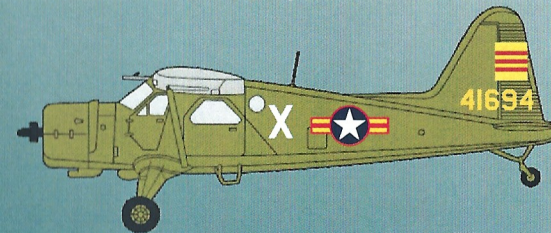
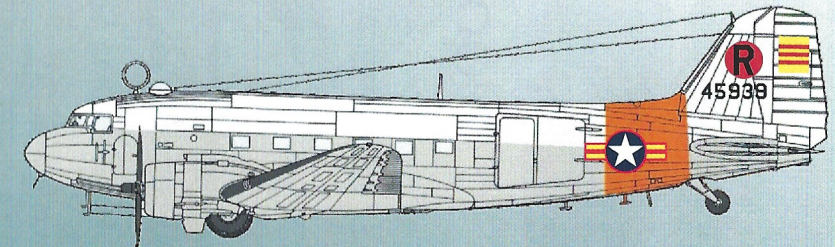
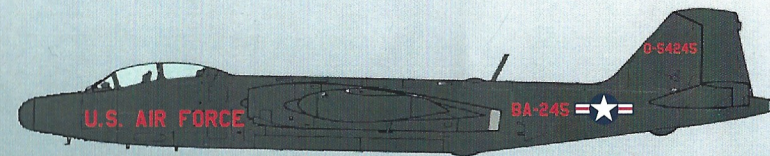


BLACKBIRD MODELS

BMD72043

1/72nd Scale

# Air War Over Vietnam Pt:2



52 Holdings Road  
Sheffield S2 2RE  
South Yorkshire  
England

Website: [www.blackbirdmodels.co.uk](http://www.blackbirdmodels.co.uk)


E-Mail: [blackbirdmodels@aol.com](mailto:blackbirdmodels@aol.com)

Tel: 0114 2761587

Aircraft included on the sheet:  
RB-57E Canberra, AP-2H Neptune,



# RB-57E Canberra



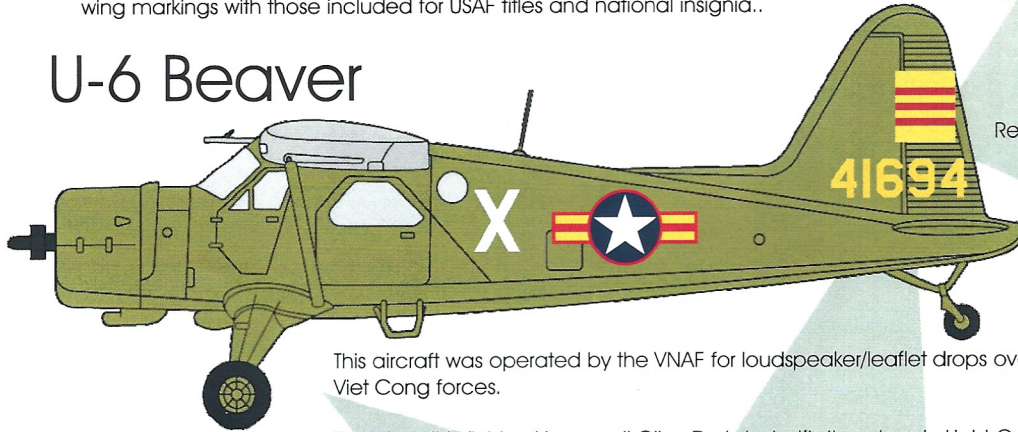
This aircraft was operated by the 460th TRW.

The aircraft is finished in overall Black. Replace the kit wing markings with those included for USAF titles and national insignia..

References: B-57 in Action, B-57 Canberra at War, Warpaint No:45, Various internet sites.

Suggested Kit: Italeri with Blackbird Models Patricia Lynn nose

# U-6 Beaver




This aircraft was operated by the VNAF for loudspeaker/leaflet drops over Viet Cong forces.

The aircraft is finished in overall Olive Drab but with the wings in Light Grey. No markings were carried on the wing surfaces.

References: Internet Video

Suggested Kit: Airfix

# UH-1H Huey




This aircraft was operated by the VNAF Medical Evacuation Flight at Bien Hoa in 1971.

The aircraft is finished in overall Olive Drab.

Suggested Kit: Hobby Boss, Italeri

References: VNAF - South Vietnamese Air Force 1945-1975 published by Squadron/Signal

# C-47A Dakota




This aircraft was operated by the VNAF. The aircraft is Natural Metal overall with White upper fuselage. The rear band is in Dayglo. National insignia carried above the port and below the starboard wings in US style.

Suggested Kit: Italeri, Airfix

References: VNAF - South Vietnamese Air Force 1945-1975 published by Squadron/Signal

# F-100D Super Sabre



This aircraft was operated by the 309th TFS

The aircraft is finished in standard USAF SE Asia camouflage as per the kit instructions but with Light Grey undersides.

Suggested Kit: Trumpeter

References: Old Modeldecal sheet