



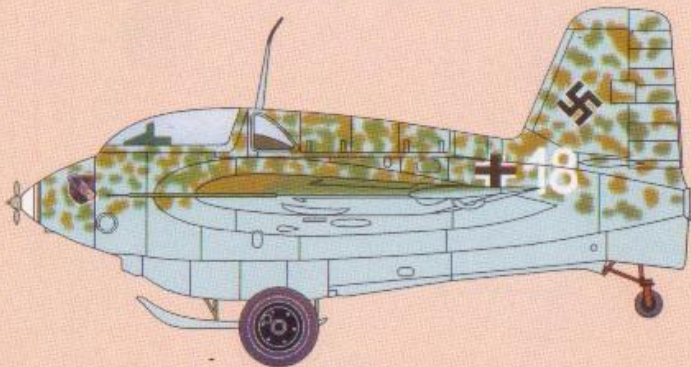
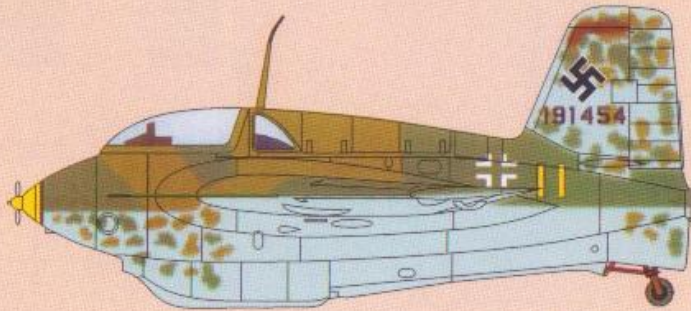
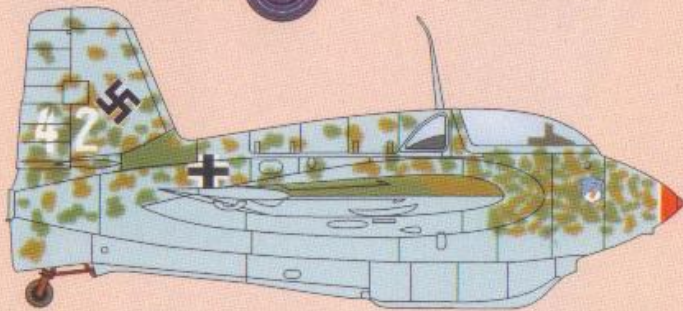

32056

KOMET ME 163

PART I



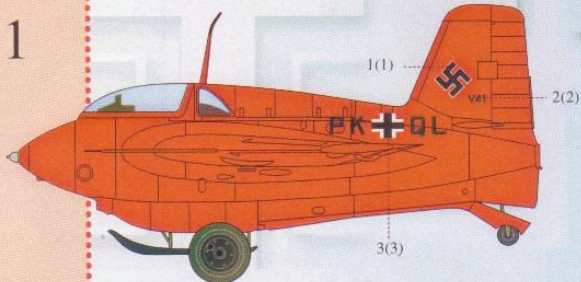
KOMET ME 163



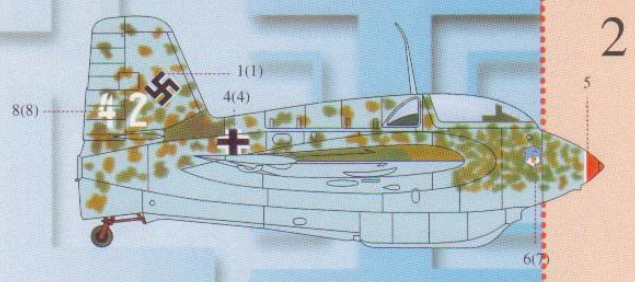
Suggested Kit: Hasegawa 1/32 Me-163 Komet



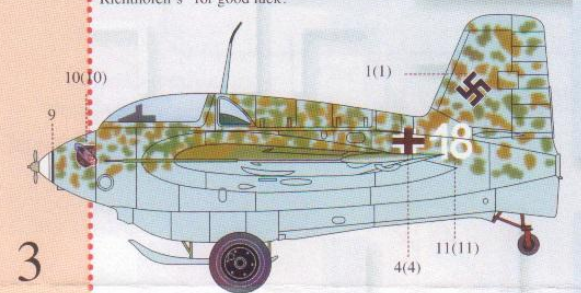
KOMET ME 163



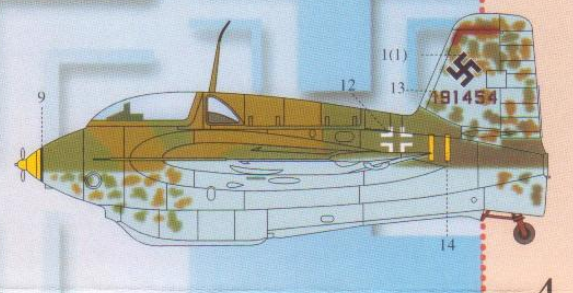
The first Me163B intercept mission was flown by this machine of EK 16. 13 May 1944. Major Wolfgang Späte's ground crew secretly repainted his machine in this gaudy, all-Red scheme reminiscent of Baron von Richthofen's for good luck!




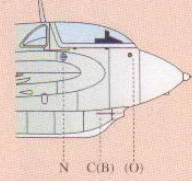
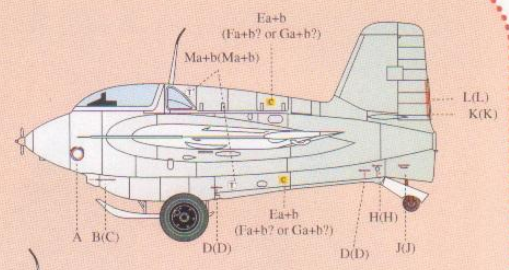
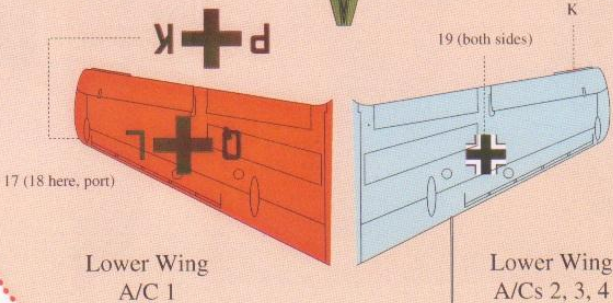

This Messerschmitt Me163B-0 of 14/JG400 wears a mottled fuselage finish of RLM81 Brunviolett and RLM83 Dunkelgrün over RLM76 Lightgrau. Note the Red nose tip edged in White (decal 5), lack of nose generator prop.



The Me163B-0 flown by 2/JG400's Jupp Mühlstroh wears a fuselage finish of mottled RLM81 and RLM83 over RLM76. Note the White nose tip with thin Black edging (decal 44). Generator prop is worn aluminum.



Captured by the British at war's end, Me163B "Yellow 11" appears in the standard, "banded" pattern of RLM81 and RLM83 over RLM76. The lower nose, fin & rudder wore RLM81/RLM83 mottling. Note the Yellow nose with thin Black edging (decal 9) and primer Red patch atop the fin.

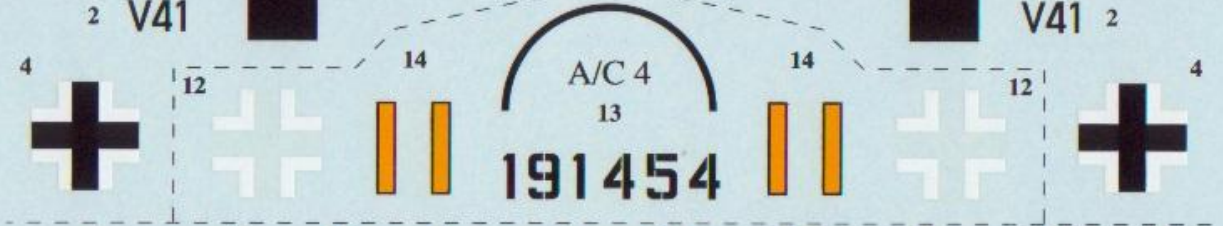
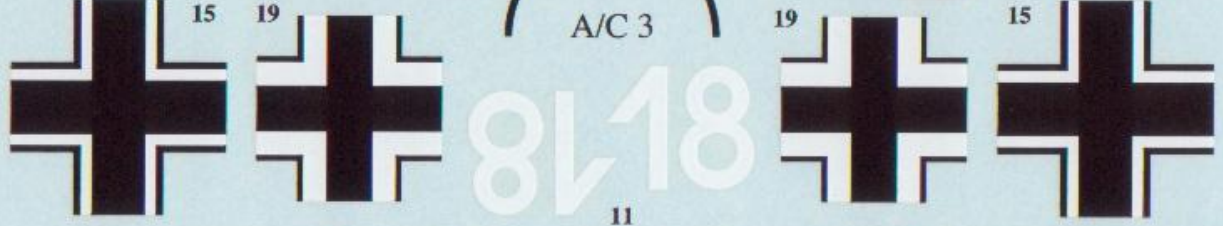


Catch us on the net!
www.EagleStrikeProductions.com

Copyright ' 04/2004

Komet Me 163 Part II

32056



	A	Ma	Mb	Ea	Eb	Fa	Fb	Ga	Gb	L
A										
B										
C										
P										
J										
K										
N										
O										

Printed in Mexico



Copyright © 04/2004